


Trade Product Guide

- ELECTRICAL ACCESSORIES
- WEATHERPROOF & INDUSTRIAL WIRING DEVICES
- CLIPSAL INTEGRATED SYSTEMS
- DATACOMMS



Electrical Accessories

Introduction	A - 3		
Sockets & Switches	A - 4 ~ A - 99		
C-Cosmo Mega Series	A - 4		
Flush Switches	A - 4		
Dimmer Switches	A - 6		
Bell Switches	A - 7		
Double Pole Switches	A - 8		
Telecommunications Accessories	A - 8		
Socket Outlets	A - 8		
Hotel Accessories	A - 8		
Flush Surrounds	A - 9		
Grid Assembly	A - 11		
Flush Plates	A - 12		
Surface Mounting Box Surrounds	A - 12		
Blank Plates	A - 12		
C-Cosmo Mega Rectangular Series	A - 13		
Flush Switches	A - 13		
Hotel Accessories	A - 14		
C-Cosmo Series	A - 15		
Flush Switches	A - 15		
Flush Switches, Claw Fixing	A - 17		
Architrave Switches	A - 18		
Fan Isolator	A - 18		
Bell Switches	A - 18		
Double Pole Switches	A - 19		
Dimmer Switches	A - 20		
Fan Control Switches	A - 21		
Telecommunications Accessories	A - 21		
Socket Outlets	A - 23		
Connection Units	A - 24		
Shaver Sockets	A - 25		
Hotel Accessories	A - 25		
Flush Plates	A - 26		
Blank Plates	A - 27		
Architrave Plates	A - 27		
Grid Assembly	A - 27		
C-Cosmo Rectangular Series	A - 28		
Flush Switches	A - 28		
Electronic Switches	A - 28		
Dimmer Switches	A - 28		
Fan Control Switches	A - 28		
Bell Switches	A - 28		
Double Pole Switches	A - 28		
Shaver Sockets	A - 28		
Socket Outlets	A - 29		
Connection Unit	A - 29		
Surrounds	A - 29		
C-Classic Series	A - 30		
Flush Switches	A - 30		
Flush Switches, Claw Fixing	A - 31		
Architrave Switches	A - 31		
Electronic Switches	A - 32		
Bell Switches	A - 32		
Double/Triple Pole Switches	A - 33		
Dimmer Switches	A - 34		
Fan Control Switches	A - 34		
Telecommunications Accessories	A - 35		
Socket Outlets	A - 36		
Connection Units	A - 38		
Shaver Socket	A - 38		
Hotel Accessories	A - 38		
Flush Plates	A - 39		
Blank Plates	A - 40		
Architrave Plates	A - 40		
Miscellaneous	A - 41		
C-Classic, S-Series	A - 42		
Flush Switches	A - 42		
Bell Switches	A - 43		
Double Pole Switches	A - 44		
Dimmer Switches	A - 44		
Fan Control Switches	A - 45		
Telecommunications Accessories	A - 45		
Socket Outlets	A - 46		
Connection Units	A - 47		
Shaver Sockets	A - 47		
Blank Plates	A - 47		
C-Classic Rectangular Series	A - 48		
Flush Switches	A - 48		
Electronic Switches	A - 48		
Bell Press Switches	A - 49		
Double Pole Switches	A - 49		
Dimmer Switches	A - 49		
Fan Control Switch	A - 49		
Telecommunications Accessories	A - 49		
Socket Outlets	A - 50		
Connection Unit	A - 50		
Shaver Sockets	A - 50		
Flush Plates	A - 50		
Blank Plate	A - 50		
Gainsborough Series	A - 51		
Flush Switches	A - 51		
Bell Switches	A - 55		
Dimmer Switches	A - 56		
Fan Control Switches	A - 56		
Double Pole Switches	A - 57		
Connection Units	A - 57		
Socket Outlets	A - 59		
Telecommunications Accessories	A - 61		
Flush Plates	A - 64		
Blank Plates	A - 65		
S2000 Range	A - 66		
Flush Switches	A - 66		
Grid Plates	A - 70		
Architrave Switches	A - 73		
Flush 16A Switched Sockets	A - 74		
Euro Switched Socket	A - 75		
16A Switched Floor Socket	A - 75		
Trunking Module Grid Plate	A - 75		
Powerite Range	A - 76		
60 Amp Isolators	A - 76		
30 Series Accessories	A - 77		
Dimmer Mechanism	A - 79		
2 Amp Dimmer Mechanisms	A - 80		
Ceiling Sweep Fan Controls	A - 80		
S2000 Graphic Surrounds	A - 80		
Telephone/Data Sockets	A - 81		
Shaver Sockets	A - 82		
Bell Press Switches	A - 83		
Isolators	A - 83		
TV Sockets	A - 84		
TV & FM Sockets	A - 84		
TV, FM & Satellite Sockets	A - 85		
TV, FM & Satellite Sockets with Second TV Loop	A - 85		
S2000 Multi-Gang Combination Units	A - 85		
S2000 Multi-Gang Surrounds	A - 85		
E2000 Series Multi-Gang Surrounds	A - 86		
Wall Box & Cradle	A - 86		
Couplers	A - 86		
S2000 Polycarbonate Extension Boxes	A - 86		
Mounting Brackets & Accessories	A - 86		
LX Range	A - 87		
Flush Switches	A - 87		
Flush Switched Socket Outlets 16A	A - 87		
Steel Cover Plates	A - 87		
Polycarbonate Cover Plates	A - 87		
Pre-Packed Switches	A - 88		
Pre-Packed Flush Switched Socket Outlets	A - 88		
Switch Modules Only (Without Cradle)	A - 88		
Flush Accessories (Cradle Only)	A - 88		
Combo Units (Module on Cradle)	A - 88		
Unswitched Socket Outlets 6A	A - 88		

Electrical Accessories

Unswitched Socket Outlets 16A	A - 88
Industrial Surface	A - 89
Extension Boxes (Steel)	A - 89
S2000 Extension Boxes (Polycarbonate)	A - 89
LX Isolator Range	A - 89
Flush Isolators	A - 90
Industrial Surface Isolators	A - 90
LX Powerite Range	A - 90
Rotary Dimmers	A - 91
Tactile Dimmers	A - 93
LX Dimmer Range	A - 93

C1000 Range	A - 94
16A Flush Switches	A - 94
16A Bell Press Switches	A - 94
16A 2-Way Switches	A - 94
16 Amp Switched Sockets	A - 94
60A 2 Pole Isolator	A - 94
Blank Cover Plates	A - 94

Mega Range	A - 95
Flush Switches	A - 95
Flush Switches with Neon	A - 95

ESM Metal Surface Mount Series	A - 96
Flush Switches	A - 96
Bell Switches	A - 96
Single/Double Pole Switches	A - 96
Telecommunications Accessories	A - 97
Socket Outlets	A - 97
Connection Units	A - 97
Flush Plates	A - 97
Metal Boxes	A - 97

Mechanisms A - 98 ~ A - 101

Switch Mechanisms	A - 98
Accessories	A - 98
Bell Switch Mechanisms	A - 99
Dimmer Switch Mechanisms	A - 99
Fan Control Mechanisms	A - 99
Connection Mechanisms	A - 99
Socket Mechanisms	A - 100
Rotary Mechanisms	A - 100
Other Mechanisms	A - 100

Automation A - 102

Scene Master	A - 102
Electronic Switches	A - 102

PVC Conduits and Fittings A - 103 ~ A - 108

Conduits	A - 103
Corrugated Conduits	A - 103
Threaded Male Bushes	A - 103
Screwed Couplings	A - 103
Joining Couplings	A - 103
Conduit Clips	A - 103
Flush Mounting Wall Boxes	A - 103
Mounting Saddles & Spacers	A - 104
Adaptor Boxes	A - 104
20mm Junction Boxes	A - 104
25mm Junction Boxes	A - 104
Junction Box Lid	A - 104
Round Junction Boxes	A - 104
Other Accessories	A - 105

Wilco A - 106 ~ A - 107

Wilco 1200 Series	A - 106
Wilco 1300 & 1400 Series	A - 107

Technical Information A - 108 ~ A - 124

Clipsal's Electrical Accessories consist of an extensive range of impressive products that has stood the test of time.

With their stylish, streamlined profile and performance, Clipsal Electrical Accessories offer endless options and functionality, while seamlessly integrating with any décor.

The Electrical Accessories umbrella not only includes a comprehensive choice of switches and sockets covering all architectural styles from the turn of the century, but also offers an unmatched selection of general wiring accessories suitable for residential, hotel and commercial applications.

DESCRIPTION	CATALOGUE NUMBER	STD PK	CTN QTY	LIST PRICE
-------------	------------------	--------	---------	------------



E2031L1/1A WE

Flush Switches

1 Gang

10A 1 Gang Intermediate Switch, White	E2031L1A WE			
10A 1 Gang Intermediate Switch, Cream	E2031L1A CM			
10A 1 Gang Intermediate Switch, Brown	E2031L1A BR			
10A 1 Gang Intermediate Switch, Black	E2031L1A BK			
10A 1 Gang Intermediate Switch, Red	E2031L1A RD			
10A 1 Gang 1-Way Switch, White	E2031L1/2A WE			
10A 1 Gang 1-Way Switch, Cream	E2031L1/2A CM			
10A 1 Gang 1-Way Switch, Brown	E2031L1/2A BR			
10A 1 Gang 1-Way Switch, Black	E2031L1/2A BK			
10A 1 Gang 1-Way Switch, Red	E2031L1/2A RD			
10A 1 Gang 2-Way Switch, White	E2031L2/3A WE			
10A 1 Gang 2-Way Switch, Cream	E2031L2/3A CM			
10A 1 Gang 2-Way Switch, Brown	E2031L2/3A BR			
10A 1 Gang 2-Way Switch, Black	E2031L2/3A BK			
10A 1 Gang 2-Way Switch, Red	E2031L2/3A RD			
10A 1 Gang 1-Way Switch with Neon, White	E2031L1/2NA WE			
10A 1 Gang 1-Way Switch with Neon, Cream	E2031L1/2NA CM			
10A 1 Gang 1-Way Switch with Neon, Brown	E2031L1/2NA BR			
10A 1 Gang 1-Way Switch with Neon, Black	E2031L1/2NA BK			
10A 1 Gang 1-Way Switch with Neon	E2031L1/3NA			
10A 1 Gang 2-Way Switch with Neon, White	E2031L2/3NA WE			
10A 1 Gang 2-Way Switch with Neon, Cream	E2031L2/3NA CM			
10A 1 Gang 2-Way Switch with Neon, Brown	E2031L2/3NA BR			
10A 1 Gang 2-Way Switch with Neon, Black	E2031L2/3NA BK			
10A 1 Gang 2-Way Switch with Neon, Red	E2031L2/3NA RD			
10A 1 Gang 2-Way Switch with Neon, White	E2031LNA WE			
10A 1 Gang 2-Way Switch with Neon, Cream	E2031LNA CM			
10A 1 Gang 2-Way Switch with Neon, Black	E2031LNA BK			
10A 1 Gang 2-Way Switch with Neon, Red	E2031LNA RD			

Sockets & Switches

C-COSMO MEGA SERIES

DESCRIPTION	CATALOGUE NUMBER	STD PK	CTN QTY	LIST PRICE
Flush Switches				
2 Gang				
10A 2 Gang 1-Way Switch, White	E2032L1/2A WE			
10A 2 Gang 1-Way Switch, Cream	E2032L1/2A CM			
10A 2 Gang 1-Way Switch, Brown	E2032L1/2A BR			
10A 2 Gang 1-Way Switch, Black	E2032L1/2A BK			
10A 2 Gang 1-Way Switch, Red	E2032L1/2A RD			
10A 2 Gang 2-Way Switch, White	E2032L2/3A WE			
10A 2 Gang 2-Way Switch, Cream	E2032L2/3A CM			
10A 2 Gang 2-Way Switch, Brown	E2032L2/3A BR			
10A 2 Gang 2-Way Switch, Black	E2032L2/3A BK			
10A 2 Gang 2-Way Switch, Red	E2032L2/3A RD			
10A 2 Gang 1-Way Switch with Neon, White	E2032L1/2NA WE			
10A 2 Gang 1-Way Switch with Neon, Cream	E2032L1/2NA CM			
10A 2 Gang 1-Way Switch with Neon, Brown	E2032L1/2NA BR			
10A 2 Gang 1-Way Switch with Neon, Black	E2032L1/2NA BK			
10A 2 Gang 1-Way Switch with Neon, White	E2032L1/3NA WE			
10A 2 Gang 1-Way Switch with Neon, Cream	E2032L1/3NA CM			
10A 2 Gang 1-Way Switch with Neon, Brown	E2032L1/3NA BR			
10A 2 Gang 1-Way Switch with Neon, Red	E2032L1/3NA RD			
10A 2 Gang 1-Way Switch with Neon	E2031L1/3ANA			
10A 2 Gang 2-Way Switch with Neon, White	E2032L2/3NA WE			
10A 2 Gang 2-Way Switch with Neon, Cream	E2032L2/3NA CM			
10A 2 Gang 2-Way Switch with Neon, Brown	E2032L2/3NA BR			
10A 2 Gang 2-Way Switch with Neon, Black	E2032L2/3NA BK			
10A 2 Gang 2-Way Switch with Neon, White	E2032LNA WE			
10A 2 Gang 2-Way Switch with Neon, Cream	E2032LNA CM			
10A 2 Gang 2-Way Switch with Neon, Black	E2032LNA BK			
10A 2 Gang 2-Way Switch with Neon, Red	E2032LNA RD			



E2032L1/2A WE

DESCRIPTION	CATALOGUE NUMBER	STD PK	CTN QTY	LIST PRICE
-------------	------------------	--------	---------	------------

Flush Switches

3 Gang

10A 3 Gang 1-Way Switch, White	E2033L1/2A WE			
10A 3 Gang 1-Way Switch, Cream	E2033L1/2A CM			
10A 3 Gang 1-Way Switch, Brown	E2033L1/2A BR			
10A 3 Gang 1-Way Switch, Black	E2033L1/2A BK			
10A 3 Gang 1-Way Switch, Red	E2033L1/2A RD			

10A 3 Gang 2-Way Switch, White	E2033L2/3A WE			
10A 3 Gang 2-Way Switch, Cream	E2033L2/3A CM			
10A 3 Gang 2-Way Switch, Brown	E2033L2/3A BR			
10A 3 Gang 2-Way Switch, Black	E2033L2/3A BK			
10A 3 Gang 2-Way Switch, Red	E2033L2/3A RD			

20A 3 Gang 2-Way Switch, White	E2033L2/3/20A WE			
20A 3 Gang 2-Way Switch, Cream	E2033L2/3/20A CM			
20A 3 Gang 2-Way Switch, Brown	E2033L2/3/20A BR			
20A 3 Gang 2-Way Switch, Black	E2033L2/3/20A BK			

Dimmer Switches

1 Gang 600W 250V Light Dimmer Switch with Neon, White	E2031LPD600 WE			
1 Gang 600W 250V Light Dimmer Switch with Neon, Cream	E2031LPD600 CM			
1 Gang 600W 250V Light Dimmer Switch with Neon, Brown	E2031LPD600 BR			
1 Gang 600W 250V Light Dimmer Switch with Neon, Black	E2031LPD600 BK			

2 Gang 400W 250V Light Dimmer Switch with Neon, White	E2032LPD400 WE			
2 Gang 400W 250V Light Dimmer Switch with Neon, Cream	E2032LPD400 CM			
2 Gang 400W 250V Light Dimmer Switch with Neon, Brown	E2032LPD400 BR			
2 Gang 400W 250V Light Dimmer Switch with Neon, Black	E2032LPD400 BK			



E2033L1/2A WE



E2031LPD600 WE



E2031LPD400 WE

Sockets & Switches

C-COSMO MEGA SERIES

DESCRIPTION	CATALOGUE NUMBER	STD PK	CTN QTY	LIST PRICE
Bell Switches				
1 Gang				
10A 1 Gang Bell Press Switch, White	E2031LPRA WE			
10A 1 Gang Bell Press Switch, Cream	E2031LPRA CM			
10A 1 Gang Bell Press Switch, Brown	E2031LPRA BR			
10A 1 Gang Bell Press Switch, Black	E2031LPRA BK			
10A 1 Gang Bell Press Switch with Bell Symbol, White	E2031LBPRA WE			
10A 1 Gang Bell Press Switch with Bell Symbol, Cream	E2031LBPRA CM			
10A 1 Gang Bell Press Switch with Bell Symbol, Brown	E2031LBPRA BR			
10A 1 Gang Bell Press Switch with Bell Symbol, Black	E2031LBPRA BK			
10A 1 Gang Bell Press Switch with Bell Symbol, Red	E2031LBPRA RD			
10A 1 Gang Bell Press Switch, White	E2031LBPRAS WE			
10A 1 Gang Bell Press Switch, Black	E2031LBPRAS BK			
2 Gang				
10A 2 Gang Bell Press Switch with Bell Symbol, White	E2032LBPRA WE			
10A 2 Gang Bell Press Switch with Bell Symbol, Cream	E2032LBPRA CM			
10A 2 Gang Bell Press Switch with Bell Symbol, Brown	E2032LBPRA BR			
10A 2 Gang Bell Press Switch with Bell Symbol, Black	E2032LBPRA BK			
10A 2 Gang Terminal Switch and Bell Press with Bell Symbol, White	E2032L1BPRA WE			
10A 2 Gang Terminal Switch and Bell Press with Bell Symbol, Cream	E2032L1BPRA CM			
10A 2 Gang Terminal Switch and Bell Press with Bell Symbol, Brown	E2032L1BPRA BR			
10A 2 Gang Terminal Switch and Bell Press with Bell Symbol, Black	E2032L1BPRA BK			
10A 2 Gang Terminal Switch and Bell Press with Bell Symbol, Red	E2032L1BPRA RD			
10A 2 Gang Terminal Switch with Neon and Bell Press with Bell Symbol, White	E2032L1NBPRA WE			
10A 2 Gang Terminal Switch with Neon and Bell Press with Bell Symbol, Cream	E2032L1NBPRA CM			
10A 2 Gang Terminal Switch with Neon and Bell Press with Bell Symbol, Brown	E2032L1NBPRA BR			
10A 2 Gang Terminal Switch with Neon and Bell Press with Bell Symbol, Black	E2032L1NBPRA BK			
10A 2 Gang Terminal Switch with Bell "Press", White	E2032L2BPRA WE			
10A 2 Gang Terminal Switch with Bell "Press", Cream	E2032L2BPRA CM			
10A 2 Gang Terminal Switch with Bell "Press", Brown	E2032L2BPRA BR			
10A 2 Gang Terminal Switch with Bell "Press", Black	E2032L2BPRA BK			
10A 2 Gang Terminal Switch with Bell "Press" and Neon, White	E2032L2NBPRA WE			
10A 2 Gang Terminal Switch with Bell "Press" and Neon, Cream	E2032L2NBPRA CM			
10A 2 Gang Terminal Switch with Bell "Press" and Neon, Brown	E2032L2NBPRA BR			
10A 2 Gang Terminal Switch with Bell "Press" and Neon, Black	E2032L2NBPRA BK			
10A 2 Gang Bell Press with Bell Symbol and Terminal Switch, White	E2032BPRAL1A WE			
10A 2 Gang Bell Press with Bell Symbol and Terminal Switch, Cream	E2032BPRAL1A CM			
10A 2 Gang Bell Press with Bell Symbol and Terminal Switch, Brown	E2032BPRAL1A BR			
10A 2 Gang Bell Press with Bell Symbol and Terminal Switch, Black	E2032BPRAL1A BK			
10A 2 Gang Bell Press with Bell Symbol and Terminal Switch with Neon, White	E2032BPRAL1NA WE			
10A 2 Gang Bell Press with Bell Symbol and Terminal Switch with Neon, Cream	E2032BPRAL1NA CM			
10A 2 Gang Bell Press with Bell Symbol and Terminal Switch with Neon, Brown	E2032BPRAL1NA BR			
10A 2 Gang Bell Press with Bell Symbol and Terminal Switch with Neon, Black	E2032BPRAL1NA BK			
10A 2 Gang with "Up" and "Down" Arrows, White	E2032LAR WE			
10A 2 Gang with "Up" and "Down" Arrows, Cream	E2032LAR CM			
10A 2 Gang with "Up" and "Down" Arrows, Brown	E2032LAR BR			
10A 2 Gang with "Up" and "Down" Arrows, Black	E2032LAR BK			



E2031LBPRA WE



E2032LBPRA WE



E2032L1BPRA WE



E2032L1NBPRA WE



E2032BPRAL1A WE




E2032BPRAL1NA WE

DESCRIPTION	CATALOGUE NUMBER	STD PK	CTN QTY	LIST PRICE
Double Pole Switches				
20A 1 Gang Double Pole Switch with Neon, White	E2031LD20NA WE			
20A 1 Gang Double Pole Switch with Neon, Cream	E2031LD20NA CM			
20A 1 Gang Double Pole Switch with Neon, Brown	E2031LD20NA BR			
20A 1 Gang Double Pole Switch with Neon, Black	E2031LD20NA BK			
20A 1 Gang Double Pole Switch with Neon, Red	E2031LD20NA RD			
20A 1 Gang 2-Way Double Pole Switch	E2031D20A			
20A 1 Gang 2-Way Double Pole Switch with Neon	E2031LD20NAE			
20A 1 Gang 2-Way Double Pole Switch with Neon and Earth	E2032VD20NAE			
Telecommunications Accessories				
1 Gang TV Socket	E2031LTV			
1 Gang 6W Telephone Socket	E2031LRJ64A			
Socket Outlets				
13A Socket Outlets				
13A 1 Gang Switched Socket, White	E2015L WE			
13A 1 Gang Switched Socket, Cream	E2015L CM			
13A 1 Gang Switched Socket, Brown	E2015L BR			
13A 1 Gang Switched Socket, Black	E2015L BK			
13A 1 Gang Switched Socket with Neon, White	E2015LN WE			
13A 1 Gang Switched Socket with Neon, Cream	E2015LN CM			
13A 1 Gang Switched Socket with Neon, Brown	E2015LN BR			
13A 1 Gang Switched Socket with Neon, Black	E2015LN BK			
16A Schuko Socket Outlets				
16A 1 Gang (2P+E) Schuko Socket Outlet with Safety Shutter (CP), White	E2426L16S WE			
16A 1 Gang (2P+E) Schuko Socket Outlet with Safety Shutter (CP), Cream	E2426L16S CM			
16A 1 Gang (2P+E) Schuko Socket Outlet with Safety Shutter (CP), Brown	E2426L16S BR			
16A 1 Gang (2P+E) Schuko Socket Outlet with Safety Shutter (CP), Black	E2426L16S BK			
Hotel Accessories				
Key Card Switches				
20A 1 Gang Electronic Key Card Switch (20sec Time Delay)	E2031EKT			
20A 1 Gang Electronic Key Card Switch (20sec Time Delay), Horizontal	E2031EKTH			
Key Card Only	E2031EKT-KC			
Bell Switches				
10A 1 Gang Bell Press Switch with "Do Not Disturb"	E2031BPD			
10A 1 Gang Bell Press Switch with "Please Clean Up"	E2031BPM			
10A Entrance Bell Press	E2032LBPDM			
10A 1 Gang Mega Bell Press with Message Panel	E2033LBDM			
Message Indicators				
"Do Not Disturb" and "Please Clean Up" Plate, Horizontal	E2032DMH			
"Do Not Disturb" and "Please Clean Up" Plate, Vertical	E2032VDM			
Shaver Socket				
115/250V 22VA Shaver Socket	ET2727			



E2031LD20NA WE



E2031D20A



E2015LN WE



E2031EKT



E2031BPD



E2032DMH



ET2727

Sockets & Switches

C-COSMO MEGA SERIES

DESCRIPTION	CATALOGUE NUMBER	STD PK	CTN QTY	LIST PRICE
Flush Surrounds				
1 Gang				
1 Gang Surround, White	E2000 WE			
1 Gang Surround, Soft Grey	E2000 SG			
1 Gang Surround, Desert Sand	E2000 DS			
1 Gang Surround, Cream	E2000 CM			
1 Gang Surround, Brown	E2000 BR			
1 Gang Surround, Black	E2000 BK			
1 Gang Surround, Brushed Aluminium	E2000 BA			
1 Gang Surround, Brushed Brass	E2000 BB			
2 Gang				
2 Gang Surround, White	ET2000 WE			
2 Gang Surround, Soft Grey	ET2000 SG			
2 Gang Surround, Desert Sand	ET2000 DS			
2 Gang Surround, Cream	ET2000 CM			
2 Gang Surround, Brown	ET2000 BR			
2 Gang Surround, Black	ET2000 BK			
2 Gang Surround, Brushed Aluminium	ET2000 BA			
2 Gang Surround, Brushed Brass	ET2000 BB			
2 Gang Surround Horizontal Mounting, White	E2000/2 WE			
2 Gang Surround Horizontal Mounting, Soft Grey	E2000/2 SG			
2 Gang Surround Horizontal Mounting, Desert Sand	E2000/2 DS			
2 Gang Surround Horizontal Mounting, Cream	E2000/2 CM			
2 Gang Surround Horizontal Mounting, Brown	E2000/2 BR			
2 Gang Surround Horizontal Mounting, Black	E2000/2 BK			



E2000 WE



E2000/2 WE

DESCRIPTION	CATALOGUE NUMBER	STD PK	CTN QTY	LIST PRICE
Flush Surrounds				
3 Gang				
3 Gang Surround Horizontal Mounting, White	E2000/3 WE			
3 Gang Surround Horizontal Mounting, Soft Grey	E2000/3 SG			
3 Gang Surround Horizontal Mounting, Desert Sand	E2000/3 DS			
3 Gang Surround Horizontal Mounting, Cream	E2000/3 CM			
3 Gang Surround Horizontal Mounting, Brown	E2000/3 BR			
3 Gang Surround Horizontal Mounting, Black	E2000/3 BK			
2 Gang Surround Vertical Mounting				
2 Gang Surround Vertical Mounting, White	E2000V2 WE			
2 Gang Surround Vertical Mounting, Soft Grey	E2000V2 SG			
2 Gang Surround Vertical Mounting, Desert Sand	E2000V2 DS			
2 Gang Surround Vertical Mounting, Cream	E2000V2 CM			
2 Gang Surround Vertical Mounting, Brown	E2000V2 BR			
2 Gang Surround Vertical Mounting, Black	E2000V2 BK			
3 Gang Surround Vertical Mounting				
3 Gang Surround Vertical Mounting, White	E2000V3 WE			
3 Gang Surround Vertical Mounting, Soft Grey	E2000V3 SG			
3 Gang Surround Vertical Mounting, Desert Sand	E2000V3 DS			
3 Gang Surround Vertical Mounting, Cream	E2000V3 CM			
3 Gang Surround Vertical Mounting, Brown	E2000V3 BR			
3 Gang Surround Vertical Mounting, Black	E2000V3 BK			
Architrave Surrounds				
1 Gang Surround Architrave	EA2000			
2 Gang Surround Architrave	EA2002			



E2000/3 WE



E2000V2 WE



E2000V3 WE



EA2000

Sockets & Switches

C-COSMO MEGA SERIES

DESCRIPTION	CATALOGUE NUMBER	STD PK	CTN QTY	LIST PRICE
Grid Assembly				
Switches				
1 Gang				
10A 1 Gang 1-Way Switch without Surround, White	E2031L1/2AGA			
10A 1 Gang 2-Way Switch without Surround, White	E2031L2/3AGA			
10A 1 Gang Intermediate Switch without Surround, White	E2031LIAGA			
10A 1 Gang 1-Way Switch with Neon, without Surround, White	E2031L1/3NAGA			
10A 1 Gang 2-Way Switch with Neon, without Surround, White	E2031LNAGA			
2 Gang				
10A 2 Gang 1-Way Switch without Surround, White	E2032L1/2AGA			
10A 2 Gang 2-Way Switch without Surround, White	E2032L2/3AGA			
10A 2 Gang 1-Way Switch with Neon, without Surround, White	E2032L13NAGA			
10A 2 Gang 2-Way Switch with Neon, without Surround, White	E2032LNAGA			
3 Gang				
16A 3 Gang 1-Way Switch without Surround, White	E2033L12AGA			
16A 3 Gang 2-Way Switch without Surround, White	E2033L2/3AGA			
Bell Switch				
10A 1-Way Bell Press Switch Marked Bell Symbol without Surround, White	E2031LBPRAGA			
Double Pole Switches				
20A 1 Gang Double Pole Switch without Surround, White	E2031LD20AGA			
20A 1 Gang Double Pole Switch with Neon, without Surround, White	E2031LD20NAGA			
20A 2 Gang Double Pole Switch with Neon, without Surround, White	E2032LD20NAGA			
Dimmer Switches				
600W 1 Gang Dimmer Switch with Neon, without Surround, White	E2031LPD600GA			
400W 2 Gang Dimmer Switch with Neon, without Surround, White	E2032LPD400GA			

DESCRIPTION	CATALOGUE NUMBER	STD PK	CTN QTY	LIST PRICE
-------------	------------------	--------	---------	------------

Flush Plates



E2031

1 Gang Flush Plate

E2031

2 Gang Flush Plate

E2032

Twin Cover Plate with Surround

E2032V

2 Gang Flush Plate Marked "Water Heater"

E2032VWH

2 Gang Flush Plate Marked "Air Conditioner"

E2032VAC

3 Gang Flush Plate

E2033

4 Gang Flush Plate

E2034

6 Gang Flush Plate

ET2036

8 Gang Flush Plate

ET2038



E2033

Surface Mounting Box Surrounds

1 Gang Surface Mounting Box Surround with Adaptor Box

**E2000SM-1
+ E2000SM-2**

2 Gang Surface Mounting Box Surround with Adaptor Box

**ET2000SM-1
+ ET2000SM-2**



E2034

Blank Plates

Blank Plate with Surround, White

E2030X

Twin Blank Plate with Surround, White

ET2030X



ET2036



ET2038



ET2030X

Sockets & Switches

C-COSMO MEGA RECTANGULAR SERIES

DESCRIPTION	CATALOGUE NUMBER	STD PK	CTN QTY	LIST PRICE
Flush Switches				
1 Gang				
10A 1 Gang 1-Way Switch, White	2031L1/2A WE			
10A 1 Gang 1-Way Switch, Cream	2031L1/2A CM			
10A 1 Gang 1-Way Switch, Brown	2031L1/2A BR			
10A 1 Gang 1-Way Switch, Black	2031L1/2A BK			
10A 1 Gang 2-Way Switch, White	2031L2/3A WE			
10A 1 Gang 2-Way Switch, Cream	2031L2/3A CM			
10A 1 Gang 2-Way Switch, Brown	2031L2/3A BR			
10A 1 Gang 2-Way Switch, Black	2031L2/3A BK			
10A 1 Gang 1-Way Switch with Neon, White	2031L1/2NA WE			
10A 1 Gang 1-Way Switch with Neon, Cream	2031L1/2NA CM			
10A 1 Gang 1-Way Switch with Neon, Brown	2031L1/2NA BR			
10A 1 Gang 1-Way Switch with Neon, Black	2031L1/2NA BK			
10A 1 Gang 2-Way Switch with Neon, White	2031L2/3NA WE			
10A 1 Gang 2-Way Switch with Neon, Cream	2031L2/3NA CM			
10A 1 Gang 2-Way Switch with Neon, Brown	2031L2/3NA BR			
10A 1 Gang 2-Way Switch with Neon, Black	2031L2/3NA BK			
2 Gang				
10A 2 Gang 1-Way Switch, White	2032L1/2A WE			
10A 2 Gang 1-Way Switch, Cream	2032L1/2A CM			
10A 2 Gang 1-Way Switch, Brown	2032L1/2A BR			
10A 2 Gang 1-Way Switch, Black	2032L1/2A BK			
10A 2 Gang 2-Way Switch, White	2032L2/3A WE			
10A 2 Gang 2-Way Switch, Cream	2032L2/3A CM			
10A 2 Gang 2-Way Switch, Brown	2032L2/3A BR			
10A 2 Gang 2-Way Switch, Black	2032L2/3A BK			
10A 2 Gang 1-Way Switch with Neon, White	2032L1/2NA WE			
10A 2 Gang 1-Way Switch with Neon, Cream	2032L1/2NA CM			
10A 2 Gang 1-Way Switch with Neon, Brown	2032L1/2NA BR			
10A 2 Gang 1-Way Switch with Neon, Black	2032L1/2NA BK			
10A 2 Gang 2-Way Switch with Neon, White	2032L2/3NA WE			
10A 2 Gang 2-Way Switch with Neon, Cream	2032L2/3NA CM			
10A 2 Gang 2-Way Switch with Neon, Brown	2032L2/3NA BR			
10A 2 Gang 2-Way Switch with Neon, Black	2032L2/3NA BK			

DESCRIPTION	CATALOGUE NUMBER	STD PK	CTN QTY	LIST PRICE
Flush Switches				
3 Gang				
10A 3 Gang 1-Way Switch, White	2033L1/2A WE			
10A 3 Gang 1-Way Switch, Cream	2033L1/2A CM			
10A 3 Gang 1-Way Switch, Brown	2033L1/2A BR			
10A 3 Gang 1-Way Switch, Black	2033L1/2A BK			
10A 3 Gang 2-Way Switch, White	2033L2/3A WE			
10A 3 Gang 2-Way Switch, Cream	2033L2/3A CM			
10A 3 Gang 2-Way Switch, Brown	2033L2/3A BR			
10A 3 Gang 2-Way Switch, Black	2033L2/3A BK			
Hotel Accessories				
10A 1 Gang Bell Press Switch	2031LBPRA			
1 Gang Double Pole RCD	2031RC30			
20A Key Operated Switch	36VKT3N			
Ving Card Key Switch for 3 X 16A Circuits with Neon	2036VC3N			

Sockets & Switches

C-COSMO SERIES

DESCRIPTION	CATALOGUE NUMBER	STD PK	CTN QTY	LIST PRICE
-------------	------------------	--------	---------	------------

Flush Switches

1 Gang

10A 1 Gang 1-Way Switch, White	E2031/1/2A WE			
10A 1 Gang 1-Way Switch, Cream	E2031/1/2A CM			
10A 1 Gang 1-Way Switch, Brown	E2031/1/2A BR			
10A 1 Gang 1-Way Switch, Black	E2031/1/2A BK			
10A 1 Gang 1-Way Switch, Red	E2031/1/2A RD			

10A 1 Gang 2-Way Switch, White	E2031/2/3A WE			
10A 1 Gang 2-Way Switch, Cream	E2031/2/3A CM			
10A 1 Gang 2-Way Switch, Brown	E2031/2/3A BR			
10A 1 Gang 2-Way Switch, Black	E2031/2/3A BK			
10A 1 Gang 2-Way Switch, Red	E2031/2/3A RD			

2 Gang

10A 2 Gang 1-Way Switch, White	E2032/1/2A WE			
10A 2 Gang 1-Way Switch, Cream	E2032/1/2A CM			
10A 2 Gang 1-Way Switch, Brown	E2032/1/2A BR			
10A 2 Gang 1-Way Switch, Black	E2032/1/2A BK			
10A 2 Gang 1-Way Switch, Red	E2032/1/2A RD			

10A 2 Gang 2-Way Switch, White	E2032/2/3A WE			
10A 2 Gang 2-Way Switch, Cream	E2032/2/3A CM			
10A 2 Gang 2-Way Switch, Brown	E2032/2/3A BR			
10A 2 Gang 2-Way Switch, Black	E2032/2/3A BK			

3 Gang

10A 3 Gang 1-Way Switch, White	E2033/1/2A WE			
10A 3 Gang 1-Way Switch, Cream	E2033/1/2A CM			
10A 3 Gang 1-Way Switch, Brown	E2033/1/2A BR			
10A 3 Gang 1-Way Switch, Black	E2033/1/2A BK			
10A 3 Gang 1-Way Switch, Red	E2033/1/2A RD			

10A 3 Gang 2-Way Switch, White	E2033/2/3A WE			
10A 3 Gang 2-Way Switch, Cream	E2033/2/3A CM			
10A 3 Gang 2-Way Switch, Brown	E2033/2/3A BR			
10A 3 Gang 2-Way Switch, Black	E2033/2/3A BK			

4 Gang

10A 4 Gang 1-Way Switch, White	E2034/1/2A WE			
10A 4 Gang 1-Way Switch, Cream	E2034/1/2A CM			
10A 4 Gang 1-Way Switch, Brown	E2034/1/2A BR			
10A 4 Gang 1-Way Switch, Black	E2034/1/2A BK			

10A 4 Gang 2-Way Switch, White	E2034/2/3A WE			
10A 4 Gang 2-Way Switch, Cream	E2034/2/3A CM			
10A 4 Gang 2-Way Switch, Brown	E2034/2/3A BR			
10A 4 Gang 2-Way Switch, Black	E2034/2/3A BK			



EP2031IA



E2031/1/2A WE



E2032/1/2A WE



E2033/1/2A WE



E2034/1/2A WE

DESCRIPTION	CATALOGUE NUMBER	STD PK	CTN QTY	LIST PRICE
-------------	------------------	--------	---------	------------



ET2036/1/2A

Flush Switches

6 Gang

10A 6 Gang 1-Way Switch, White	ET2036/1/2A WE			
10A 6 Gang 1-Way Switch, Cream	ET2036/1/2A CR			
10A 6 Gang 1-Way Switch, Brown	ET2036/1/2A BR			
10A 6 Gang 1-Way Switch, Black	ET2036/1/2A BK			
10A 6 Gang 1-Way Switch, Red	ET2036/1/2A RD			



ET2038/1/2A

10A 6 Gang 2-Way Switch, White	ET2036/2/3A WE			
10A 6 Gang 2-Way Switch, Cream	ET2036/2/3A CR			
10A 6 Gang 2-Way Switch, Brown	ET2036/2/3A BR			
10A 6 Gang 2-Way Switch, Black	ET2036/2/3A BK			
10A 6 Gang 2-Way Switch, Red	ET2036/2/3A RD			

8 Gang

10A 8 Gang 1-Way Switch, White	ET2038/1/2A WE			
10A 8 Gang 1-Way Switch, Cream	ET2038/1/2A CM			
10A 8 Gang 1-Way Switch, Brown	ET2038/1/2A BR			
10A 8 Gang 1-Way Switch, Black	ET2038/1/2A BK			
10A 8 Gang 1-Way Switch, Red	ET2038/1/2A RD			

10A 8 Gang 2-Way Switch, White	ET2038/2/3A WE			
10A 8 Gang 2-Way Switch, Cream	ET2038/2/3A CM			
10A 8 Gang 2-Way Switch, Brown	ET2038/2/3A BR			
10A 8 Gang 2-Way Switch, Black	ET2038/2/3A BK			
10A 8 Gang 2-Way Switch, Red	ET2038/2/3A RD			

C-COSMO SERIES

DESCRIPTION	CATALOGUE NUMBER	STD PK	CTN QTY	LIST PRICE
Flush Switches, Claw Fixing				
1 Gang				
10A 1 Gang 1-Way Switch Claw Fixing, White	EC2031/1/2A WE			
10A 1 Gang 1-Way Switch Claw Fixing, Cream	EC2031/1/2A CM			
10A 1 Gang 1-Way Switch Claw Fixing, Brown	EC2031/1/2A BR			
10A 1 Gang 1-Way Switch Claw Fixing, Black	EC2031/1/2A BK			
10A 1 Gang 2-Way Switch Claw Fixing, White	EC2031/2/2A WE			
10A 1 Gang 2-Way Switch Claw Fixing, Cream	EC2031/2/2A CM			
10A 1 Gang 2-Way Switch Claw Fixing, Brown	EC2031/2/2A BR			
10A 1 Gang 2-Way Switch Claw Fixing, Black	EC2031/2/2A BK			
2 Gang				
10A 2 Gang 1-Way Switch Claw Fixing, White	EC2032/1/2A WE			
10A 2 Gang 1-Way Switch Claw Fixing, Cream	EC2032/1/2A CM			
10A 2 Gang 1-Way Switch Claw Fixing, Brown	EC2032/1/2A BR			
10A 2 Gang 1-Way Switch Claw Fixing, Black	EC2032/1/2A BK			
10A 2 Gang 2-Way Switch Claw Fixing, White	EC2032/2/2A WE			
10A 2 Gang 2-Way Switch Claw Fixing, Cream	EC2032/2/2A CM			
10A 2 Gang 2-Way Switch Claw Fixing, Brown	EC2032/2/2A BR			
10A 2 Gang 2-Way Switch Claw Fixing, Black	EC2032/2/2A BK			
3 Gang				
10A 3 Gang 1-Way Switch Claw Fixing, White	EC2033/1/2A WE			
10A 3 Gang 1-Way Switch Claw Fixing, Cream	EC2033/1/2A CM			
10A 3 Gang 1-Way Switch Claw Fixing, Brown	EC2033/1/2A BR			
10A 3 Gang 1-Way Switch Claw Fixing, Black	EC2033/1/2A BK			
10A 3 Gang 2-Way Switch Claw Fixing, White	EC2033/2/2A WE			
10A 3 Gang 2-Way Switch Claw Fixing, Cream	EC2033/2/2A CM			
10A 3 Gang 2-Way Switch Claw Fixing, Brown	EC2033/2/2A BR			
10A 3 Gang 2-Way Switch Claw Fixing, Black	EC2033/2/2A BK			

DESCRIPTION	CATALOGUE NUMBER	STD PK	CTN QTY	LIST PRICE
-------------	------------------	--------	---------	------------

Architrave Switches

1 Gang

10A 1 Gang 1-Way Switch

EA2031/1/2A

10A 1 Gang 2-Way Switch

EA2031/2/3A

2 Gang

10A 2 Gang 1-Way Switch

EA2032/1/2A

10A 2 Gang 2-Way Switch

EA2032/2/3A

3 Gang

10A 3 Gang 1-Way Switch

EA2033/1/2A

10A 3 Gang 2-Way Switch

EA2033/2/3A

4 Gang

10A 4 Gang 1-Way Switch

EA2034/1/2A

10A 4 Gang 2-Way Switch

EA2034/2/3A

Bell Switches

10A 1 Gang Bell Switch

EA2031/1RBPRPA

15A 2 Gang Push Button Switch with Red and Green Dolly

EA2032BPA

Fan Isolator

1 Gang Fan Isolator

E2030T6A

Bell Switches

Bell Press Switches

10A 1 Gang Bell Press Switch Marked "Press", White

E2031/1RBPRPA WE

10A 1 Gang Bell Press Switch Marked "Press", Cream

E2031/1RBPRPA CM

10A 1 Gang Bell Press Switch Marked "Press", Brown

E2031/1RBPRPA BR

10A 1 Gang Bell Press Switch Marked "Press", Black

E2031/1RBPRPA BK

10A 1 Gang Bell Press Switch Marked "Press", Red

E2031/1RBPRPA RD

10A 1 Gang Bell Press Switch with Bell Symbol, White

E2031/1RBPRBA WE

10A 1 Gang Bell Press Switch with Bell Symbol, Cream

E2031/1RBPRBA CM

10A 1 Gang Bell Press Switch with Bell Symbol, Brown

E2031/1RBPRBA BR

10A 1 Gang Bell Press Switch with Bell Symbol, Black

E2031/1RBPRBA BK

10A 1 Gang Bell Press Switch with Bell Symbol, Red

E2031/1RBPRBA RD

10A 1 Gang Bell Press Switch

E2031BPRA

10A 1 Gang Illuminated Bell Press

E2031BPNA

10A 1 Gang Bell Press Switch Marked "Press"

E2031BPRA/P

10A 1 Gang Bell Press Switch with Bell Symbol

E2031BPRA/B

Push Button Switches

3A 1 Gang Bell Push Switch

E2031BP2/3A

4A 1 Gang Bell Push Switch

E2031BP2/4A

10A 1 Gang Push Button Switch with Bell Symbol, White

E2031BPA WE

10A 1 Gang Push Button Switch with Bell Symbol, Cream

E2031BPA CM

10A 1 Gang Push Button Switch with Bell Symbol, Black

E2031BPA BK



EA2031/1/2A



EA2032/1/2A



EA2033/1/2A



E2031/1RBPRPA WE



E2031/1RBPRBA WE



E2031BP2/3A

Sockets & Switches

C-COSMO SERIES

DESCRIPTION	CATALOGUE NUMBER	STD PK	CTN QTY	LIST PRICE
Double Pole Switches				
1 Gang				
20A 1 Gang Double Pole Switch, White	E2031D20A WE			
20A 1 Gang Double Pole Switch, Cream	E2031D20A CM			
20A 1 Gang Double Pole Switch, Brown	E2031D20A BR			
20A 1 Gang Double Pole Switch, Black	E2031D20A BK			
20A 1 Gang Double Pole Switch, Red	E2031D20A RD			
20A 1 Gang Double Pole Switch without Surround	E2031D20AGA			
2 Gang				
20A 2 Gang Double Pole Switch with Neon and Bottom Outlet, White	E2032D20GNA WE			
20A 2 Gang Double Pole Switch with Neon and Bottom Outlet, Cream	E2032D20GNA CM			
20A 2 Gang Double Pole Switch with Neon and Bottom Outlet, Brown	E2032D20GNA BR			
20A 2 Gang Double Pole Switch with Neon and Bottom Outlet, Black	E2032D20GNA BK			
20A 2 Gang Double Pole Switch with Neon, White	E2032VD20NA WE			
20A 2 Gang Double Pole Switch with Neon, Cream	E2032VD20NA CM			
20A 2 Gang Double Pole Switch with Neon, Brown	E2032VD20NA BR			
20A 2 Gang Double Pole Switch with Neon, Black	E2032VD20NA BK			
20A 2 Gang Double Pole Switch with Neon, Red	E2032VD20NA RD			
20A 2 Gang Double Pole Switch with Neon without Surround	E2032VD20NAGA			
20A 2 Gang Double Pole Switch with Neon and Earth, White	E2032VDE20NA WE			
20A 2 Gang Double Pole Switch with Neon and Earth, Cream	E2032VDE20NA CM			
20A 2 Gang Double Pole Switch with Neon and Earth, Brown	E2032VDE20NA BR			
20A 2 Gang Double Pole Switch with Neon and Earth, Black	E2032VDE20NA BK			
20A 2 Gang Double Pole Switch with Neon Marked "Air Conditioner", White	E2032VD20NA/AC WE			
20A 2 Gang Double Pole Switch with Neon Marked "Air Conditioner", Cream	E2032VD20NA/AC CM			
20A 2 Gang Double Pole Switch with Neon Marked "Air Conditioner", Brown	E2032VD20NA/AC BR			
20A 2 Gang Double Pole Switch with Neon Marked "Air Conditioner", Black	E2032VD20NA/AC BK			
20A 2 Gang Double Pole Switch with Neon Marked "Water Heater", White	E2032VD20NA/WH WE			
20A 2 Gang Double Pole Switch with Neon Marked "Water Heater", Cream	E2032VD20NA/WH CM			
20A 2 Gang Double Pole Switch with Neon Marked "Water Heater", Brown	E2032VD20NA/WH BR			
20A 2 Gang Double Pole Switch with Neon Marked "Water Heater", Black	E2032VD20NA/WH BK			
45A 1 Gang Double Pole Vertical Switch	ET2031VDR45			
45A 1 Gang Double Pole Vertical Switch with Neon	ET2031VDR45N			



E2032VD20NA WE

DESCRIPTION	CATALOGUE NUMBER	STD PK	CTN QTY	LIST PRICE
-------------	------------------	--------	---------	------------

Double Pole Switches

Appliance Switches



E2031D32



E2032V500 WE



E2034V500 WE



E2032V1800 WE

32A 1 Gang Double Pole Switch	E2031D32			
32A 1 Gang Double Pole Switch with Neon	E2031D32N			
32A Double Pole Switch with Neon, without Surround	E2031DR32NGA			
45A 1 Gang Double Pole Switch	E2031D45			
45A 1 Gang Double Pole Switch with Neon	E2031D45N			
45A Double Pole Switch with Neon, without Surround	E2031DR45NGA			
45A 1 Gang Double Pole Switch	E2031DR45			
45A 1 Gang Double Pole Switch with Neon	E2031DR45N			
45A 1 Gang Double Pole Switch - 2G	ET2031DR45V			
45A 1 Gang Double Pole Switch with Neon - 2G	ET2031DR45VN			
45A 2 Gang Double Pole Switch with 13A Switched Socket Outlet	ET2015D45			
45A 2 Gang Double Pole Switch with 13A Switched Socket Outlet and Neon	ET2015D45N			
45A 2 Gang Double Pole Switch with 13A Switched Socket Outlet and Neon	ET2015DR45N			

Dimmer Switches

1 Gang 500W Light Dimmer Switch, White	E2032V500 WE			
1 Gang 500W Light Dimmer Switch, Cream	E2032V500 CM			
1 Gang 500W Light Dimmer Switch, Brown	E2032V500 BR			
1 Gang 500W Light Dimmer Switch, Black	E2032V500 BK			
1 Gang 500W Light Dimmer Switch, Red	E2032V500 RD			
2 Gang 500W Light Dimmer Switch, White	E2034V500 WE			
2 Gang 500W Light Dimmer Switch, Cream	E2034V500 CM			
2 Gang 500W Light Dimmer Switch, Brown	E2034V500 BR			
2 Gang 500W Light Dimmer Switch, Black	E2034V500 BK			
2 Gang 500W Light Dimmer Switch, Red	E2034V500 RD			
1 Gang 500VA Dimmer Switch	E2032V500C			
2 Gang 500VA Dimmer Switch	E2034V500C			
1800W High Power Dimmer, EMC Compliant, White	E2032V1800 WE			
2400W High Power Dimmer, EMC Compliant, White	E2032V2400 WE			
3600W High Power Dimmer, EMC Compliant, White	E2032V3600 WE			
1 Gang 500W Light Dimmer without Surround	E2032V500/2KGA			
2 Gang 500W Light Dimmer without Surround	E2034/500/2KGA			
1 Gang 500W IR Remote Control Dimmer with Infrared Remote Control	E2031E2PBUDIR			
1 Gang 500W IR Remote Control Dimmer without Infrared Remote Control	E2031E2PBUDLR			
Infrared Remote Control Dimmer (with IR Remote Control)	E2031E2PBUDIR			
Infrared Remote Control Dimmer (without IR Remote Control)	E2031E2PBUDLR			
Infrared Remote Control	32E8TXIR			

Sockets & Switches

C-COSMO SERIES

DESCRIPTION	CATALOGUE NUMBER	STD PK	CTN QTY	LIST PRICE
Fan Control Switches				
1 Gang 400VA Fan Control Switch, White	E2032V400F WE			
1 Gang 400VA Fan Control Switch, Cream	E2032V400F CM			
1 Gang 400VA Fan Control Switch, Brown	E2032V400F BR			
1 Gang 400VA Fan Control Switch, Black	E2032V400F BK			
1 Gang 400VA Fan Control Switch, Red	E2032V400F RD			
1 Gang 400VA Fan Control Switch without Surround	E2032V400FGA			
2 Gang 400VA Fan Control Switch, White	E2034V400F WE			
2 Gang 400VA Fan Control Switch, Cream	E2034V400F CM			
2 Gang 400VA Fan Control Switch, Brown	E2034V400F BR			
2 Gang 400VA Fan Control Switch, Black	E2034V400F BK			
2 Gang 400VA Fan Control Switch, Red	E2034V400F RD			
1 Gang 1000W Push Button	2031E1000L			
Telecommunications Accessories				
TV/FM Coaxial Outlets				
1 Gang Coaxial Outlet	E2031TV			
2 Gang Coaxial Outlet	E2032TV			
1 Gang Coaxial Outlet without Surround	E2031TVGA			
1 Gang Coaxial Outlet	E2031STVF			
1 Gang Coaxial Outlet with Shutter	E2031STVA			
1 Gang Coaxial Outlet with Shutter	E2031STV3.5CA			
1 Gang F-Connector Socket - Astro	E2031SF			
2 Gang F-Connector Socket - Astro	E2032SF			
2 Gang TV and F-Connector Socket	E2032TVSF			
2 Gang TV and F-Connector Socket 750 Ohm	E2032TV75SF			
1 Gang Audio Outlet	E2031AOSP			
1 Gang Satellite Connectors	E2031TVF			
2 Gang Satellite Connectors	E2032TVF			
2 Gang Satellite Connectors	E2032VTVF			
2 Gang Vertical Coaxial Outlet	E2032VTV			
2 Gang F-Type Connectors with 75 Ohm Screw Fitting Socket	E2032VTVSF			
2 Gang TV/FM Outlet	E2032VTVFM			
2 Gang Vertical Coaxial Outlet without Surround	E2032VTVGA			
2 Gang Coaxial TV/FM Splitter	E2032TVFMS			
2 Gang 75 Ohm Coaxial TV/FM Splitter	E2032TVFM			
2 Gang TV/FM SCV Plate	ET2031TVFM-10			
2 Gang 75 Ohm Coaxial TV/FM Coaxial Socket Outlet	ET2032TVFM			
TV/FM SCV Isolator	CS2004A			
2 Gang 75 Ohm TV/FM Outlet with 2 Cord Grips, Master	E2032VTVFM/2			
2 Gang 75 Ohm TV/FM Outlet with 1 Cord Grip, Slave	E2032VTVFM/1			
2 Gang 75 Ohm TV/FM Outlet with 2 Cord Grips without Surround, Master	E2032VTVFM/2GA			
2 Gang 75 Ohm TV/FM Outlet with 1 Cord Grip without Surround, Slave	E2032VTVFM/1GA			
Grid, 3 Gang Triplex SAT TV/FM, White	E2033SMATV WE			



E2032V400F WE



E2034V400F WE



E2031TV



E2031TVF



E2032TVFM



E2032VTVFM

DESCRIPTION	CATALOGUE NUMBER	STD PK	CTN QTY	LIST PRICE
-------------	------------------	--------	---------	------------

Telecommunications Accessories

Telephone and Data Outlets



E2031RJ4



E2031RJ4GA



E2032RJ64A

1 Gang 4-Pin RJ11 Telephone Outlet	E2031RJ4			
2 Gang 4-Pin RJ11 Telephone Outlet	E2032RJ4			
2 Gang 4-Pin RJ11 Telephone and 8-Pin Data Outlet	E2032RJ4/8			
1 Gang 6-Pin RJ11 Telephone Outlet	E2031RJ6			
2 Gang 6-Pin RJ11 Telephone Outlet	E2032RJ6			
1 Gang 4-Pin RJ11 Telephone Outlet without Surround	E2031RJ4GA			
1 Gang 6-Pin RJ11 Telephone Outlet without Surround	E2031RJ6GA			
1 Gang 6-Pin Master Unit BT Standard Telephone Outlet	E2406/1M			
Telephone Socket, British Standard	E3406/1M			
1 Gang 6-Pin Slave Unit BT Standard Telephone Outlet	E2406/1S			
2 Gang Telecommunication Outlet BT Master and RJ45	E2406MRJ88			
1 Gang 6-Pin Master Unit BT Standard Telephone Outlet without Surround	E2406/1MGA			
2 Gang Telecommunication Outlet BT Master and RJ45 without Surround	E2406MRJ88GA			
1 Gang 6-Way 4 Contact Telephone Outlet	E2031RJ64A			
2 Gang 6-Way 4 Contact Telephone Outlet	E2032RJ64A			
1 Gang 8-Way 4 Contact Telephone Outlet	E2031RJ84A			
2 Gang 8-Way 4 Contact Telephone Outlet	E2032RJ84A			
1 Gang 6-Way 6 Contact Telephone Outlet	E2031RJ66A			
2 Gang 6-Way 6 Contact Telephone Outlet	E2032RJ66A			
1 Gang 8-Way 6 Contact Telephone Outlet	E2031RJ86A			
2 Gang 8-Way 6 Contact Telephone Outlet	E2032RJ86A			
1 Gang 8-Way 8 Contact Telephone Outlet	E2031RJ88A			
2 Gang 8-Way 8 Contact Telephone Outlet	E2032RJ88A			
1 Gang 8-Pin Data Outlet	E2031RJ8/5A			
2 Gang 8-Pin Data Outlet	E2032RJ8/5A			
1 Gang 8-Way 8 Contact RJ45 Data Outlet, Category 5e	E2031RJ88AB5E			
2 Gang 8-Way 8 Contact RJ45 Data Outlet, Category 5e	E2032RJ88AB5E			
1 Gang RJ45 Data Outlet with Shutter, Category 5e	E2031RJ88SMB5H			
2 Gang RJ45 Data Outlet with Shutter, Category 5e	E2032RJ88SMB5H			

Sockets & Switches

C-COSMO SERIES

DESCRIPTION	CATALOGUE NUMBER	STD PK	CTN QTY	LIST PRICE
Socket Outlets				
2A Socket Outlet				
2A 1 Gang 3-Pin Socket Outlet	E2426/2			
5A Socket Outlets				
5A 1 Gang 3-Pin Socket Outlet	E2426/5			
5A 1 Gang 3-Pin Switched Socket Outlet	E2015/5			
5A 1 Gang 3-Pin Switched Socket Outlet with Neon	E2015/5N			
5A 3-Pin Socket Outlet without Surround	E2426/5GA			
5A 3-Pin Switched Socket Outlet without Surround	E2015/5GA			
5A 3-Pin Switched Socket Outlet with Neon, without Surround	E2015/5NGA			
10A Socket Outlets				
10A 1 Gang 2-Pin Universal Socket Outlet with Shutter	E2426US			
10A 1 Gang 3-Pin Switched Socket Outlet with Shutter	E2015CS			
10A 250V 2/3-Pin Switched Universal Socket with Surround	E2015/10US			
10A 1 Gang 2-Pin Universal Socket Outlet with Shutter, without Surround	E2426USGA			
10A 1 Gang 3-Pin Switched China Socket Outlet with Shutter, without Surround	E2015CSGA			
10A 2 Gang 2-Pin Universal Socket Outlet with Shutter	E2426US2			
10A 2 Gang 3-Pin Socket Outlet with Shutter	E2426CS			
10A 2 Gang 2-Pin Universal Socket Outlet without Surround	E2426US2GA			
10A 2 Gang 3-Pin Socket Outlet with Shutter, without Surround	E2426CSGA			
10A 1 Gang 2/3-Pin Universal Socket	E2426/10US			
10A 1 Gang 3-Pin Switched Socket Outlet with Shutter and Neon	E2015CSN			
10A 2 Gang 2/3-Pin Switched Socket Outlet (Compatible with 1 or 2 Gang Wallbox)	ET2426/10CU			
10A 2 Gang 2-Pin Universal Socket with 3-Pin China Socket Outlet, without Surround	E2426/10USGA			
10A 1 Gang 3-Pin China Switched Socket Outlet with Shutter, without Surround	E2015CSNGA			
13A Socket Outlets				
13A 1 Gang 3-Pin Socket Outlet	E2426			
13A 2 Gang 3-Pin Socket Outlet	ET2426			
13A 1 Gang 3-Pin Socket Outlet without Surround	E2426GA			
13A 2 Gang 3-Pin Socket Outlet without Surround	ET2426GA			
13A 1 Gang 3-Pin Switched Socket Outlet	E2015			
13A 1 Gang 3-Pin Switched Socket Outlet with Neon	E2015N			
13A 1 Gang 3-Pin Universal Switched Socket Outlet	E2015US			
13A 1 Gang 3-Pin Switched Socket Outlet without Surround	E2015GA			
13A 1 Gang 3-Pin Switched Socket Outlet with Neon, without Surround	E2015NGA			
13A 2 Gang 3-Pin Switched Socket Outlet	ET2025			
13A 2 Gang 3-Pin Switched Socket Outlet with Neon	ET2025N			
13A 2 Gang 3-Pin Switched Socket Outlet with 30mA RCD Protection	ET2025RC			
13A 2 Gang 3-Pin Switched Socket Outlet without Surround	ET2025GA			
13A 2 Gang 3-Pin Switched Socket Outlet with Neon, without Surround	ET2025NGA			
13A 1 Gang 3-Pin Socket Outlet	E2426UE			
13A 2 Gang 3-Pin Socket Outlet	ET2426UE2			
13A 3-Pin Switched Socket Outlet	E2015R			
13A 3-Pin Switched Socket Outlet with Neon	E2015RN			
13A 1 Gang Double Pole, Switched Socket	E2015D			
13A 2 Gang Double Pole Switched Socket Outlet	ET2025D			
45A Double Pole Main Switch & 13A Switched Socket Outlet	ET2031D45/13N			
13A Switched Socket with RCD	E2015DRC			



E2426/5



E2426US



E2426US2



E2426/10US



E2426



ET2025



E2015D

DESCRIPTION	CATALOGUE NUMBER	STD PK	CTN QTY	LIST PRICE
Socket Outlets				
15A Socket Outlets				
15A 1 Gang 3-Pin Socket Outlet	E2426/15			
15A 1 Gang 3-Pin Socket Outlet with Shutter	E2426/15CS			
15A 1 Gang 3-Pin Socket Outlet without Surround	E2426/15GA			
15A 1 Gang 3-Pin Switched Socket Outlet	E2015/15			
15A 1 Gang 3-Pin Switched Socket Outlet with Neon	E2015/15N			
15A 1 Gang 3-Pin Socket Outlet without Surround	E2015/15GA			
15A 1 Gang 3-Pin Socket Outlet with Neon, without Surround	E2015/15NGA			
15A 1 Gang 2-Pin Polarised Socket Outlet	E2031/405			
15A 2 Gang 2-Pin Polarised Socket Outlet	E2032/405			
15A 1 Gang Polarised Socket Outlet	E2031/405A			
15A 2 Gang Polarised Socket Outlet	E2032/405A			
15A 1 Gang Polarised Socket Outlet with Earth	E2426PE			
15A 2 Gang Polarised Socket Outlet with Earth	ET2426PE2			
16A Socket Outlets				
16A 1 Gang 3-Pin Socket Outlet	E2426/16CS			
16A 1 Gang 3-Pin Switched Socket Outlet with Neon	E2015/16CS			
16A 1 Gang 3-Pin Switched Socket Outlet	E2015/16CSN			
16A 1 Gang 3-Pin China Socket Outlet with Shutter, without Surround	E2426/16CSGA			
16A Schuko Socket Outlet				
16A 1 Gang (2P+E) Schuko Socket Outlet with Safety Shutter (CP)	E2426/16S			
13A Twin Gang RCD Socket	ET2025DRC			
Connection Units				
25A Connection Unit	E2031TB			
Fused Connection Units				
13A Fused Connection Unit	E2030FSG			
13A Fused Connection Unit with Neon	E2030FSGN			
13A Fused Connection Unit with Double Pole Switch	E2031DFSG			
13A Fused Connection Unit with Double Pole Switch and Neon	E2031DFSGN			
1 Gang Unswitched Fused Connection Unit with Medium Security Lock	E2030FSGMS			
1 Gang Unswitched Fused Connection Unit with High Security Lock	E2030FSGS			
1 Gang Unswitched Fused Connection Unit with Neon and High Security Lock	E2030NFSGS			
1 Gang Double Pole Switched Fused Connection Unit with High Security Lock	E2031DFSGS			
1 Gang Double Pole Switched Fused Connection Unit with Neon and High Security Lock	E2031DNFSGS			
1 Gang Double Pole Switched Fused Connection Unit with Medium Security Lock	E2031DFSGMS			



E2426/15



E2015/15



E2031/405



E2030FSG



E2030FSGMS



E2031DNFSGS

Sockets & Switches

C-COSMO SERIES

DESCRIPTION	CATALOGUE NUMBER	STD PK	CTN QTY	LIST PRICE
Shaver Sockets				
115/240V Shaver Outlet, Vertical	ET2727			
115/240V Shaver Outlet, Horizontal	ET2727H			
Hotel Accessories				
Key Card Switches				
16A Single Pole Electronic Key Card Switch (25 Seconds Turn Off Time Delay)	E2031EKT			
Key Card Switch, Horizontal (25 Seconds Turn Off Time Delay)	E2031EKTH			
Plastic Key Card (Used with E2031EKT)	E2031EKT-KC			
Plastic Key Card (Used with E2031EKTH)	E2031EKTH-KC			
Bell Switches				
Bell Push Switch with Illuminated "Do Not Disturb" Symbol	E2031BPD			
Bell Push Switch with Illuminated "Please Clean Up" Symbol	E2031BPM			
Message Panels				
Message Panel with Illuminated "Do Not Disturb" and "Please Clean Up" Symbols, Vertical	E2032VDM			
Message Panel with Illuminated "Do Not Disturb" and "Please Clean Up" Symbols, Horizontal	E2032DMH			
Bell Push Switch with Illuminated "Do Not Disturb" and "Please Clean Up" Symbols	E2031BPDM			
Entrance Bell Press and Message Panel	E2033LBPDM			



ET2727



E2031EKT



E2031BPD



E2032VDM

DESCRIPTION	CATALOGUE NUMBER	STD PK	CTN QTY	LIST PRICE
-------------	------------------	--------	---------	------------

Flush Plates

1 Gang

1 Gang Flush Plate, White	E2031 WE			
1 Gang Flush Plate, Cream	E2031 CM			
1 Gang Flush Plate, Brown	E2031 BR			
1 Gang Flush Plate, Black	E2031 BK			
1 Gang Flush Plate, Red	E2031 RD			
1 Gang Flush Plate without Surround, White	E2031GA WE			
1 Gang Flush Plate without Surround, Black	E2031GA BK			

2 Gang

2 Gang Flush Plate, White	E2032V WE			
2 Gang Flush Plate, Cream	E2032V CM			
2 Gang Flush Plate, Brown	E2032V BR			
2 Gang Flush Plate, Black	E2032V BK			
2 Gang Flush Plate, Red	E2032V RD			
2 Gang TV/FM Flush Plates	ET2031TVFM-10			
2 Gang Flush Plate without Surround, White	E2032VGA WE			
2 Gang Flush Plate without Surround, Black	E2032VGA BK			

3 Gang

3 Gang Flush Plate, White	E2033 WE			
3 Gang Flush Plate, Cream	E2033 CM			
3 Gang Flush Plate, Brown	E2033 BR			
3 Gang Flush Plate, Black	E2033 BK			
3 Gang Flush Plate, Red	E2033 RD			
3 Gang Flush Plate without Surround, White	E2033GA WE			
3 Gang Flush Plate without Surround, Black	E2033GA BK			

4 Gang

4 Gang Flush Plate, White	E2034 WE			
4 Gang Flush Plate, Cream	E2034 CM			
4 Gang Flush Plate, Brown	E2034 BR			
4 Gang Flush Plate, Black	E2034 BK			
4 Gang Flush Plate, Red	E2034 RD			
4 Gang Flush Plate without Surround, White	E2034GA WE			
4 Gang Flush Plate without Surround, Black	E2034GA BK			

6 Gang

6 Gang Flush Plate, White	ET2036 WE			
6 Gang Flush Plate, Cream	ET2036 CM			
6 Gang Flush Plate, Brown	ET2036 BR			
6 Gang Flush Plate, Black	ET2036 BK			
6 Gang Flush Plate, Red	ET2036 RD			
6 Gang Flush Plate without Surround, White	ET2036GA WE			
6 Gang Flush Plate without Surround, Black	ET2036GA BK			

8 Gang

8 Gang Flush Plate, White	ET2038 WE			
8 Gang Flush Plate, Cream	ET2038 CM			
8 Gang Flush Plate, Brown	ET2038 BR			
8 Gang Flush Plate, Black	ET2038 BK			
8 Gang Flush Plate, Red	ET2038 RD			
8 Gang Flush Plate without Surround, White	ET2038GA WE			
8 Gang Flush Plate without Surround, Black	ET2038GA BK			



E2031 WE



E2032V WE



E2033 WE



E2034 WE



ET2036 WE



ET2038 WE

Sockets & Switches

C-COSMO SERIES

DESCRIPTION	CATALOGUE NUMBER	STD PK	CTN QTY	LIST PRICE
Blank Plates				
1 Gang Blank Plate, White	E2030X WE			
2 Gang Blank Plate, White	ET2030X WE			
1 Gang Blank Plate without Surround, White	E2030XGA WE			
1 Gang Blank Plate without Surround, Black	E2030XGA BK			
2 Gang Blank Plate without Surround, White	ET2030XGA WE			
2 Gang Blank Plate without Surround, Black	ET2030XGA BK			
Architrave Plates				
1 Gang Architrave Plate, White	EA2031 WE			
2 Gang Architrave Plate, White	EA2032 WE			
3 Gang Architrave Plate, White	EA2033 WE			
4 Gang Architrave Plate, White	EA2034 WE			
Grid Assembly				
10A 1 Gang 1-Way Switch without Surround	E2031/1/2AGA			
10A 1 Gang 2-Way Switch without Surround	E2031/2/3AGA			
10A 1 Gang Intermediate Switch without Surround	E2031IAGA			
10A 2 Gang 1-Way Switch without Surround	E2032V1/2AGA			
10A 2 Gang 2-Way Switch without Surround	E2032V2/3AGA			
10A 3 Gang 1-Way Switch without Surround	E2033/1/2AGA			
10A 3 Gang 2-Way Switch without Surround	E2033/2/3AGA			
10A 4 Gang 1-Way Switch without Surround	E2034/1/2AGA			
10A 4 Gang 2-Way Switch without Surround	E2034/2/3AGA			
3A Bell Push Switch without Surround	E2031BP2/3AGA			
10A Change-Over Contact Marked "Press"	E2031BPRAGA			
Architrave Surrounds				
1 Gang Architrave Surround, White	EA2000			
2 Gang Architrave Surround, White	EA2002			
Multi-Gang Surrounds				
2 Gang Module Surround, Horizontal, White	E2000/2			
3 Gang Module Surround, Horizontal, White	E2000/3			
2 Gang Module Surround, Vertical, White	E2000V2			
3 Gang Module Surround, Vertical, White	E2000V3			
Wall Boxes				
2 Gang Wall Box & Cradle, Horizontal, White	E2156/2			
3 Gang Wall Box & Cradle, Horizontal, White	E2156/3			
2 Gang Wall Box & Cradle, Vertical, White	E2156V/2			
3 Gang Wall Box & Cradle, Vertical, White	E2156V/3			



ET2030X



EA2031 WE



EA2032 WE



EA2033 WE



EA2034 WE



EA2000



E2000/2

DESCRIPTION	CATALOGUE NUMBER	STD PK	CTN QTY	LIST PRICE
Flush Switches				
1 Gang				
10A 1 Gang 1-Way Switch	2031/1/2A			
10A 1 Gang 2-Way Switch	2031/2/3A			
2 Gang				
10A 2 Gang 1-Way Switch	2032/1/2A			
10A 2 Gang 2-Way Switch	2032/2/3A			
3 Gang				
10A 3 Gang 1-Way Switch	2033/1/2A			
10A 3 Gang 2-Way Switch	2033/2/3A			
4 Gang				
10A 4 Gang 1-Way Switch	2034/1/2A			
10A 4 Gang 2-Way Switch	2034/2/3A			
5 Gang				
10A 5 Gang 1-Way Switch	2035/1/2A			
10A 5 Gang 2-Way Switch	2035/2/3A			
Electronic Switches				
Sunset Switch				
Sunset Switch	2031VSSR			
Dimmer Switches				
400VA Incandescent Dimmer Switch, EMC Compliant	2032E400			
500VA 250V Dimmer Switch, Non-EMC Compliant	2032V500			
Fan Control Switches				
400VA Fan Control Switch	2032V400F			
Bell Switches				
10A 1 Gang Bell Press Switch	2031BPR/B			
10A 1 Gang Push Button Switch with Bell Symbol	2031BPA			
10A 1 Gang Bell Push Button Switch with Neon	2031BPNA			
Double Pole Switches				
20A 1 Gang Double Pole Switch	2031D20A			
20A 2 Gang Double Pole Switch with Neon	2032D20NA			
20A 2 Gang Double Pole Switch with Neon Marked "Air Conditioner"	2032D20NA/AC			
20A 2 Gang Double Pole Switch with Neon Marked "Water Heater"	2032D20NA/WH			
Shaver Sockets				
115/240V Universal Shaver Outlet	2727			
16A 250V Double Pole RCD Protected Universal Shaver Outlet, Horizontal	2727RC30			
16A 250V Double Pole RCD Protected Universal Shaver Outlet, Vertical	2727VRC30			

Sockets & Switches

C-COSMO RECTANGULAR SERIES

DESCRIPTION	CATALOGUE NUMBER	STD PK	CTN QTY	LIST PRICE
Socket Outlets				
15A Socket Outlets				
16A 1 Gang (2P+E) Universal Socket Outlet with Safety Shutter	2426UES			
16A 2 Gang (2P+E) Universal Socket Outlet with Safety Shutter	2426UES2			
16A 1 Gang (2P+E) Universal Socket Outlet with Safety Shutter and 1 Standard 10A Rated Switch Mechanism	2426UESX			
16A 2 Gang (2P+E) Universal Socket Outlet with Safety Shutter and 2 Standard 10A Rated Switch Mechanisms	2426UESXX			
10A/16A Socket Outlets				
10A 1 Gang 2-Pin Universal Socket Outlet with Safety Shutter	2426US			
10A 2 Gang 2-Pin Universal Socket Outlet with Safety Shutter	2426US2			
10A 1 Gang 2-Pin Universal Socket Outlet with Safety Shutter and 1 Standard 10A Rated Switch Mechanism	2426USX			
10A 1 Gang 2-Pin Universal Socket Outlet with Safety Shutter and 2 Standard 10A Rated Switch Mechanisms	2426USXX			
Schuko Socket Outlets				
16A Schuko Socket Outlet	2426H			
16A Schuko Socket Outlet with Safety Shutter	2426H16S			
16A Schuko Socket Outlet, French Type	2426HF16			
16A Schuko Socket Outlet with Safety Shutter, French Type	2426HF16S			
Connection Unit				
25A 1 Gang Connection Unit	2031TBA			
Surrounds				
Colour Surrounds				
Surround, White Electric	2000 WE			
Surround, Black	2000 BK			
Surround, Sky Blue	2000 BU			
Surround, Brown	2000 BR			
Surround, Dark Grey	2000 DG			
Surround, Grey	2000 GY			
Surround, Red	2000 RD			
Surround, Majestic Yellow	2000 MY			
Surround, Pale Blue	2000 PB			

DESCRIPTION	CATALOGUE NUMBER	STD PK	CTN QTY	LIST PRICE
-------------	------------------	--------	---------	------------

Flush Switches

1 Gang

10A 1 Gang 1-Way Switch, White

E31/1/2A WE

10A 1 Gang 1-Way Switch, Black

E31/1/2A BK

10A 1 Gang 2-Way Switch, White

E31/2/3A WE

10A 1 Gang 2-Way Switch, Black

E31/2/3A BK



E31/1/2A WE



E32/1/2A WE

2 Gang

10A 2 Gang 1-Way Switch, White

E32/1/2A WE

10A 2 Gang 1-Way Switch, Black

E32/1/2A BK

10A 2 Gang 2-Way Switch, White

E32/2/3A WE

10A 2 Gang 2-Way Switch, Black

E32/2/3A BK

3 Gang

10A 3 Gang 1-Way Switch, White

E33/1/2A WE

10A 3 Gang 1-Way Switch, Black

E33/1/2A BK

10A 3 Gang 2-Way Switch, White

E33/2/3A WE

10A 3 Gang 2-Way Switch, Black

E33/2/3A BK



E33/1/2A WE

4 Gang

10A 4 Gang 1-Way Switch, White

E34/1/2A WE

10A 4 Gang 1-Way Switch, Black

E34/1/2A BK

10A 4 Gang 2-Way Switch, White

E34/2/3A WE

10A 4 Gang 2-Way Switch, Black

E34/2/3A BK



E34/1/2A WE

5 Gang

10A 5 Gang 1-Way Switch, White

E35/1/2A WE

10A 5 Gang 1-Way Switch, Black

E35/1/2A BK

10A 5 Gang 2-Way Switch, White

E35/2/3A WE

10A 5 Gang 2-Way Switch, Black

E35/2/3A BK



E35/1/2A WE

6 Gang

10A 6 Gang 1-Way Switch, White

ET36/1/2A WE

10A 6 Gang 1-Way Switch, Black

ET36/1/2A BK

10A 6 Gang 2-Way Switch, White

ET36/2/3A WE

10A 6 Gang 2-Way Switch, Black

ET36/2/3A BK



ET36/1/2A WE

C-CLASSIC SERIES

DESCRIPTION	CATALOGUE NUMBER	STD PK	CTN QTY	LIST PRICE
-------------	------------------	--------	---------	------------

Flush Switches, Claw Fixing

1 Gang

10A 1 Gang 1-Way Switch Claw Fixing, White	EC31/1/2A WE			
10A 1 Gang 1-Way Switch Claw Fixing, Black	EC31/1/2A BK			
10A 1 Gang 2-Way Switch Claw Fixing, White	EC31/2/3A WE			
10A 1 Gang 2-Way Switch Claw Fixing, Black	EC31/2/3A BK			

2 Gang

10A 2 Gang 1-Way Switch Claw Fixing, White	EC32/1/2A WE			
10A 2 Gang 1-Way Switch Claw Fixing, Black	EC32/1/2A BK			
10A 2 Gang 2-Way Switch Claw Fixing, White	EC32/2/3A WE			
10A 2 Gang 2-Way Switch Claw Fixing, Black	EC32/2/3A BK			

3 Gang

10A 3 Gang 1-Way Switch Claw Fixing, White	EC33/1/2A WE			
10A 3 Gang 1-Way Switch Claw Fixing, Black	EC33/1/2A BK			
10A 3 Gang 2-Way Switch Claw Fixing, White	EC33/2/3A WE			
10A 3 Gang 2-Way Switch Claw Fixing, Black	EC33/2/3A BK			

Architrave Switches

1 Gang

1 Gang 1-Way 10A Switch	31A			
10A 1 Gang 2-Way Switch	31/2A WE			
1 Gang Architrave Bell Switch with "PRESS"	31/1RRBPRPA			
10A 1 Gang 1-Way Switch	31/1/2A			
10A 1 Gang 1-Way Switch	EA31A			
10A 1 Gang 2-Way Switch	EA31/2A			

2 Gang

2 Gang 1-Way 10A Switch	32A			
10A 2 Gang 1-Way Switch	32/1/2A			
10A 2 Gang 1-Way Switch	EA32A			
10A 2 Gang 2-Way Switch	EA32/2A			

3 Gang

3 Gang 1-Way 10A Switch	33A			
10A 3 Gang 1-Way Switch	33/1/2A			
10A 3 Gang 1-Way Switch	EA33A			
10A 3 Gang 2-Way Switch	EA33/2A			

4 Gang

4 Gang 1-Way 10A Switch	34A			
10A 4 Gang 1-Way Switch	EA34A			
10A 4 Gang 2-Way Switch	EA34/2A			

DESCRIPTION	CATALOGUE NUMBER	STD PK	CTN QTY	LIST PRICE
-------------	------------------	--------	---------	------------

Electronic Switches

Sunset Switches

500VA Sunset Switch with Timer	E31SSTWP			
500VA Sunset Switch	E31SSWP			
2000VA Sunset Switch with Timer	E31SSTRWP			
2000VA Sunset Switch	E31SSRWP			

Infrared Motion Control Switch

2A Infrared Motion Control Switch	751			
-----------------------------------	------------	--	--	--

Bell Switches

Bell Press Switches

10A 1 Gang Bell Press Switch	31BPR			
10A Bell Press Switch Marked "Press"	E31BPRA			
10A 1 Gang Bell Switch with "Press"	E31/1RBPRPA			
10A 1 Gang Bell Switch with "Bell"	E31/1RBPRBA			

Bell Push Switches

3A Bell Push Switch Marked Bell Symbol	E31BP2A/3			
4A Bell Push Switch Marked Bell Symbol	E31BPA2/4			
10A 1 Gang Push Button Switch with Bell Symbol	E31BPA			
10A 1 Gang Illuminated Push Button Switch	E31BPNA			



E31BPRA



E31BP2A/3

Sockets & Switches

C-CLASSIC SERIES

DESCRIPTION	CATALOGUE NUMBER	STD PK	CTN QTY	LIST PRICE
-------------	------------------	--------	---------	------------

Double/Triple Pole Switches

Double Pole Switches

20A Double Pole Switch	E31D20A			
20A Double Pole Switch with Neon	E32D20NA WE			
20A Double Pole Switch with Neon	E32D20NA BK			
20A Double Pole Switch with Neon	E32D20NA RD			
20A Double Pole Switch with Neon	E32D20NA GY			
20A Double Pole Switch with Neon	E32D20NA CM			
20A Double Pole Switch with Neon	E32D20NA SG			
20A Double Pole Switch with Neon Marked "Water Heater"	E32D20NA-WH			
20A Double Pole Switch with Neon Marked "Air Conditioner"	E32D20NA-AC			
20A Double Pole Switch with Neon and Earth	E32D20NAE			
20A Double Pole Switch with Neon and Bottom Outlet	E32D20NAG			
20A Double Pole Switch with Neon and Front Flex Outlet	E33HDD20NA			

Triple Pole Switches

35A 440V Triple Pole Flush Switch with Neon	ET35N			
45A Triple Pole Flush Switch with Neon	ETDR45N			
45A Triple Pole Flush Switch with Neon	ETDR45NWW			

Appliance Switches

32A Double Pole Switch (Red Color Dolly)	ED32			
32A Double Pole Switch with Neon (Red Color Dolly)	ED32N			
32A Double Pole Switch (White Color Dolly)	ED32WW			
32A Double Pole Switch with Neon (White Color Dolly)	ED32NWW			
32A Double Pole Switch and 13A Switched Socket Outlet	ED32/13			
32A Double Pole Switch and 13A Switched Socket with Neon	ED32/13N			
45A Double Pole Switch	ED45			
45A Double Pole Switch with Neon	ED45N			
45A Double Pole Switch and 13A Switched Socket Outlet	ED45/13			
45A Double Pole Switch and 13A Switched Socket with Neon	ED45/13N			



E31D20A



E32D20NA



ED32



ED45N

DESCRIPTION	CATALOGUE NUMBER	STD PK	CTN QTY	LIST PRICE
Dimmer Switches				
1 Gang 500W Light Dimmer Switch, White	E32V500/2K WE			
1 Gang 500W Light Dimmer Switch, Black	E32V500/2K BK			
1 Gang 500W Light Dimmer Switch, Red	E32V500/2K RD			
1 Gang 500W Light Dimmer Switch, Grey	E32V500/2K GY			
1 Gang 500W Light Dimmer Switch, Cream	E32V500/2K CM			
1 Gang 500W Light Dimmer Switch, Soft Grey	E32V500/2K SG			
1 Gang 500W Light Dimmer Switch	E32V500C			
2 Gang 500W Light Dimmer Switch	E32V500			
Fan Control Switches				
400VA Fan Control Switch	E32V400F			
400VA Fan Control Switch Marked "Fan"	E32V400FM			
400VA Fan Control Switch, 3 Position	E31A400F			
400VA Fan Control Switch, 3 Position	E32A400F			



E32V500/2K



E32V400F

Sockets & Switches

C-CLASSIC SERIES

DESCRIPTION	CATALOGUE NUMBER	STD PK	CTN QTY	LIST PRICE
Telecommunications Accessories				
TV/FM Coaxial Outlets				
1 Gang F-Type Connector	E31TV			
1 Gang F-Type Connector	E31TVF			
1 Gang Coaxial Outlet	E31TV75			
2 Gang F-Type Connector	E32TVF			
2 Gang Coaxial Outlet	E32TV75			
2 Gang Coaxial Outlet with TV/FM Splitter	E32TV75FM			
2 Gang Coaxial Outlet with TV/FM Splitter	E32TV75FMS			
2 Gang Coaxial Outlet with TV/FM Splitter	E32TV75FM/HKT			
1 Gang Coaxial Outlet with Shutter	E31STVA			
1 Gang Single Line Coaxial Outlet with Shutter	E31STV3.5CA			
1 Gang TV Outlet	E31VTV75S			
2 Gang TV Outlet	E32A75M			
1 Gang TV Communication Outlet	E31STVF			
2 Gang TV and F-Connector Socket	E32TVSF			
1 Gang F-Connector Socket – Astro	E31SF			
2 Gang F-Connector Socket – Astro	E32SF			
2 Gang TV/FM SCV Socket Outlet	ET31TV/FM-11			
2 Gang TV/FM SCV Flush Plate	ET31TV/FM-10			
Telephone and Data Outlets				
1 Gang 2-Pin Telephone Outlet	ET01/2			
1 Gang 4-Pin Telephone Outlet	ET01			
1 Gang 4-Pin Telephone Socket with Shutter	ET01/4			
1 Gang 6-Pin Telephone Outlet (FCC)	ET01/6			
2 Gang 4-Pin Telephone Socket with Shutter	ET02/4			
2 Gang 6-Pin Telephone Outlet	ETC02			
8-Pin Data Socket	E31RJ8/5A			
1 Gang RJ11 Telephone Outlet	E31RJ64SM			
2 Gang RJ11 Telephone Outlet	E32RJ64SM			
2 Gang 4-Pin Telephone and 8-Pin Data Outlet	E32RJ64/8A5			
1 Gang RJ45 Data Outlet, Category 5e	E31RJ88AB5E			
2 Gang RJ45 Data Outlet, Category 5e	E32RJ88AB5E			
1 Gang RJ45 Data Outlet with Shutter, Category 5e	E31RJ88SMB5H			
2 Gang RJ45 Data Outlet with Shutter, Category 5e	E32RJ88SMB5H			
1 Gang RJ45 Socket Outlet, Category 5e	E31RJ88SMA5			
2 Gang RJ45 Socket Outlet, Category 5e	E32RJ88SMA5			
1 Gang 6-Pin Telephone Outlet, Master Unit	E3406/1M			
1 Gang 6-Pin Telephone Outlet, Slave Unit	E3406/1S			



E31TV75



ET01

DESCRIPTION	CATALOGUE NUMBER	STD PK	CTN QTY	LIST PRICE
Socket Outlets				
2A Socket Outlet				
2A 1 Gang 3-Pin Socket Outlet	E426/2			
5A Socket Outlets				
5A 1 Gang 3-Pin Socket Outlet	E426/5			
5A 1 Gang 3-Pin Switched Socket Outlet	E15/5			
5A 1 Gang 3-Pin Switched Socket Outlet with Neon	E15/5N			
10A Socket Outlets				
10A 1 Gang 3-Pin Socket Outlet	E426/10			
10A 1 Gang 3-Pin Socket Outlet with Shutter	E426/10S			
10A 1 Gang 3-Pin Fused Connected and Switched Socket Outlet	E426/10SF			
10A 1 Gang 2/3-Pin Universal Socket Outlet with Shutter	E426/10US			
10A 2/3-Pin Switched Universal Socket Outlet	E426/10U			
10A 1 Gang 2-Pin Universal Socket Outlet	E426U			
10A 2 Gang 2-Pin Universal Socket Outlet	E426U2			
10A 3-Pin Switched Socket Outlet with Shutter	E15/10S			
10A 3-Pin Switched Socket Outlet with Shutter and Neon	E15/10N			
10A 2-Pin Switched Universal Socket Outlet	E15U			
10A 2 Gang 2/3-Pin Switched Universal Socket Outlet (Compatible with 1 or 2 Gang Wall Box)	E25/10CU			
10A 2/3-Pin Switched Socket Outlet	E15/10US			
13A Socket Outlets				
13A 1 Gang 3-Pin Socket Outlet, White	E426 WE			
13A 1 Gang 3-Pin Socket Outlet, Black	E426 BK			
13A 1 Gang 3-Pin Socket Outlet, Red	E426 RD			
13A 1 Gang 3-Pin Socket Outlet, Grey	E426 GY			
13A 1 Gang 3-Pin Socket Outlet, Cream	E426 CM			
13A 1 Gang 3-Pin Socket Outlet, Soft Grey	E426 SG			
13A 2 Gang 3-Pin Socket Outlet	ET426			
13A 1 Gang 3-Pin Switched Socket Outlet, White	E15R WE			
13A 1 Gang 3-Pin Switched Socket Outlet, Black	E15R BK			
13A 1 Gang 3-Pin Switched Socket Outlet, Red	E15R RD			
13A 1 Gang 3-Pin Switched Socket Outlet, Grey	E15R GY			
13A 1 Gang 3-Pin Switched Socket Outlet, Cream	E15R C			
13A 1 Gang 3-Pin Switched Socket Outlet, Soft Grey	E15R SG			
13A 1 Gang 3-Pin Switched Socket Outlet with Neon	E15N			
13A 2 Gang 3-Pin Switched Socket Outlet, White	E25R WE			
13A 2 Gang 3-Pin Switched Socket Outlet, Black	E25R BK			
13A 2 Gang 3-Pin Switched Socket Outlet, Red	E25R RD			
13A 2 Gang 3-Pin Switched Socket Outlet, Grey	E25R GY			
13A 2 Gang 3-Pin Switched Socket Outlet, Cream	E25R CM			
13A 2 Gang 3-Pin Switched Socket Outlet, Soft Grey	E25 SG			
13A 2 Gang 3-Pin Switched Socket Outlet with Neon	E25N			
13A 2 Gang 3-Pin Switched Socket Outlet with Surge Protection	E25SF			
13A 2 Gang 3-Pin Switched Maxi Socket Outlet	E25/1			
13A 3 Gang into 1 Switched Maxi Socket Outlet	E25DF32			
13A 3 Gang into 2 Switched Socket Outlet	E25DF3/2			



E426/2



E426/5



E426/10



E15/10S



E426

Sockets & Switches

C-CLASSIC SERIES

DESCRIPTION	CATALOGUE NUMBER	STD PK	CTN QTY	LIST PRICE
-------------	------------------	--------	---------	------------

Socket Outlets

15A Socket Outlets

15A 1 Gang 3-Pin Socket Outlet, White	E426/15 WE			
15A 1 Gang 3-Pin Socket Outlet, Black	E426/15 BK			
15A 1 Gang 3-Pin Socket Outlet, Red	E426/15 RD			
15A 1 Gang 3-Pin Socket Outlet, Grey	E426/15 GY			
15A 1 Gang 3-Pin Socket Outlet, Cream	E426/15 CM			
15A 1 Gang 3-Pin Socket Outlet, Soft Grey	E426/15 SG			

15A 1 Gang 3-Pin Switched Socket Outlet, White	E15/15 WE			
15A 1 Gang 3-Pin Switched Socket Outlet, Black	E15/15 BK			
15A 1 Gang 3-Pin Switched Socket Outlet, Red	E15/15 RD			
15A 1 Gang 3-Pin Switched Socket Outlet, Grey	E15/15 GY			
15A 1 Gang 3-Pin Switched Socket Outlet, Cream	E15/15 CM			
15A 1 Gang 3-Pin Switched Socket Outlet, Soft Grey	E15/15 SG			

15A 1 Gang 3-Pin Switched Socket Outlet with Neon	E15/15N			
15A 1 Gang 3-Pin Switched Socket Outlet with Shutter	E426/15CS			
15A 1 Gang Unswitched Polarisated Socket Outlet	E31/405			
15A 1 Gang Switched Socket Outlet with Under Voltage Relay and Neon (Air Conditioner)	ET15V15XRZ 1			

16A Socket Outlets

16A 3-Pin Socket Outlet	E426/16			
16A 3-Pin Socket Outlet	E426/16CS			
16A 3-Pin Switched Socket Outlet	E15/16CS			
16A 3-Pin Switched Socket Outlet with Neon	E15/16CN			
16A 440V 3 Phase, 4-Pin Socket	E426HD416			
25A 3 Phase 4-Pin Socket	E426HD425			

Schuko Socket Outlets

10A/16A 1 Gang (2P+E) Schuko Socket Outlet with Safety Shutter (CP)	E426/16S			
10A/16A 1 Gang (2P+E) Schuko Socket Outlet, Claw Fixing	EC426/16			
16A 1 Gang Schuko Socket Outlet	E426/16			
16A Schuko Socket Outlet French Type (W) Earth	E426F16			
16A Schuko Socket Outlet with Shutter French Type (W) Earth	E426F16S			

Australian Sockets

250V 10A 3 Pin Australian Flush Switched Socket	15			
250V 10A 3 Pin Australian Twin Flush Switched Socket	25			
250V 15A Australian Socket with Earth Leakage Protection, 30mA	15/15EL30			
250V 10A 3 Pin Australian Flush Socket	426			
250V 10A 3 Pin Extension Socket	438			
250V 10A 3 Pin Plug Top	4395			



E426/15

DESCRIPTION	CATALOGUE NUMBER	STD PK	CTN QTY	LIST PRICE
-------------	------------------	--------	---------	------------

Connection Units



E31TB

25A Connection Unit

E31TB

45A Connection Unit, White

E554 WE

45A Connection Unit, Black

E554 BK

45A Connection Unit, Red

E554 RD

45A Connection Unit, Grey

E554 GY

45A Connection Unit, Cream

E554 CM

45A Connection Unit, Soft Grey

E554 SG



E30FSG

Fused Connection Units

1 Gang Unswitched Fused Connection Unit

E30SF

13A 1 Gang Fused Connection Unit, White

E30FSG WE

13A 1 Gang Fused Connection Unit, Black

E30FSG BK

13A 1 Gang Fused Connection Unit, Red

E30FSG RD

13A 1 Gang Fused Connection Unit, Grey

E30FSG GY

13A 1 Gang Fused Connection Unit, Cream

E30FSG CM

13A 1 Gang Fused Connection Unit, Soft Grey

E30FSG SG



E31FSG

13A 1 Gang Blank Fused Connection Unit

E31FSG

13A 2 Gang Fused Connection Unit

E32FSG

13A 1 Gang Fused Connection Unit with Neon

E30FSGN

13A 1 Gang Fused Connection Unit with Neon

E31NFSG



E31DFSG

13A 1 Gang Fused Connection Unit with Double Pole Switch

E31DFSG

13A 2 Gang Fused Connection Unit with Double Pole Switch

E32FDN

13A 1 Gang Fused Connection Unit with Double Pole Switch and Neon

E31DNFSG

13A 1 Gang Fused Connection Unit with Double Pole Switch and Neon

E31DFSGN

13A 2 Gang Fused Connection Unit with Double Pole Switch and Neon

E32DFSGN

15A 1 Gang Fused Connection Unit with Double Pole Switch with Neon

E31DNFSGS

15A 1 Gang Fused Connection Unit with Double Pole Switch

E31DFSGS

15A 1 Gang Fused Connection Unit with Double Pole Switch

E31DFSGMS

2 Gang Fuse Connection Unit with 15A Double Pole Switch and Neon

E32DNFSG



E31BFGSG

13A 1 Gang Fused Connection Unit with Terminal Block

E31BFGSG

13A 2 Gang Fused Connection Unit with Terminal Block

E32FTB

13A 3 Gang Fused Connection Unit with Double Pole Switch and Terminal Block

E33FDTB

Connector 25A 3 Terminals

E31TBA

Shaver Socket



E727

110/240V Shaver Socket Outlet

E727

Hotel Accessories

Key Tag

EKT

Key Tag (with Assembling)

EKT TR

20A Double Pole Energy Saving Switch with Neon

E31KT

20A Double Pole Energy Saving Key Tag Switch

E31EKT

20A Double Pole Switch Key Tag

E31KTU

20A 250V Double Pole Key Card with Light and Key Tag

E31KT+EKT



EKT TR

Sockets & Switches

C-CLASSIC SERIES

DESCRIPTION	CATALOGUE NUMBER	STD PK	CTN QTY	LIST PRICE
Flush Plates				
1 Gang Flush Plate, White	E31 WE			
1 Gang Flush Plate, Black	E31 BK			
1 Gang Flush Plate, Red	E31 RD			
1 Gang Flush Plate, Grey	E31 GY			
1 Gang Flush Plate, Cream	E31 CM			
1 Gang Flush Plate, Soft Grey	E31 SG			
2 Gang Flush Plate, White	E32 WE			
2 Gang Flush Plate, Black	E32 BK			
2 Gang Flush Plate, Red	E32 RD			
2 Gang Flush Plate, Grey	E32 GY			
2 Gang Flush Plate, Cream	E32 CM			
2 Gang Flush Plate, Soft Grey	E32 SG			
3 Gang Flush Plate, White	E33 WE			
3 Gang Flush Plate, Black	E33 BK			
3 Gang Flush Plate, Red	E33 RD			
3 Gang Flush Plate, Grey	E33 GY			
3 Gang Flush Plate, Cream	E33 CM			
3 Gang Flush Plate, Soft Grey	E33 SG			
4 Gang Flush Plate, White	E34 WE			
4 Gang Flush Plate, Black	E34 BK			
4 Gang Flush Plate, Red	E34 RD			
4 Gang Flush Plate, Grey	E34 GY			
4 Gang Flush Plate, Cream	E34 CM			
4 Gang Flush Plate, Soft Grey	E34 SG			
5 Gang Flush Plate, White	E35 WE			
5 Gang Flush Plate, Black	E35 BK			
5 Gang Flush Plate, Red	E35 RD			
5 Gang Flush Plate, Grey	E35 GY			
5 Gang Flush Plate, Cream	E35 CM			
5 Gang Flush Plate, Soft Grey	E35 SG			
1 Gang Flush Plate, Bottom Cable Entry	E31G			
2 Gang Flush Plate, Bottom Cable Entry	E32G			
1 Gang Flush Plate, IP54	E31WP			
6 Gang Flush Plate	ET36			
2 Gang TV/FM Flush Plate	ET31TV/FM-10			



E31



E31WP

DESCRIPTION	CATALOGUE NUMBER	STD PK	CTN QTY	LIST PRICE
Blank Plates				
1 Gang Blank Plate	E31X			
2 Gang Blank Plate	E31/2X			
Architrave Plates				
1 Gang Architrave Plate	31			
2 Gang Architrave Plate	32			
3 Gang Architrave Plate	33			
4 Gang Architrave Plate	34			
1 Gang Architrave Surface Plate	31D			
1 Gang Mini Architrave Plate	31TA			
2 Gang Mini Architrave Plate	32TA			
3 Gang Mini Architrave Plate	33TA			



E31X



31

Sockets & Switches

C-CLASSIC SERIES

DESCRIPTION	CATALOGUE NUMBER	STD PK	CTN QTY	LIST PRICE
Miscellaneous				
6 Gang Flush Plate, Australian Standard	36/2V			
9 Gang Flush Plate, Australian Standard	39/2V			
15A 2 Pin Polarised Socket	E31/405			
1 Gang Flush Plate, Weatherproof IP54	E31WP			
1 Gang Flush Plate, DB25 Connector	E3201/1			
1 Gang Flush Plate, DB25 Connector for Twin Apertures	E3201/2			
1 Gang Plate, BNC Coaxial Connector	E3211/1			
1 Gang Plate, BNC Coaxial Connector for Twin Apertures	E3211/2			
1 Gang Plate, Twin Axial Connector	E3221/1			
1 Gang Plate, Twin Axial Connector for Twin Apertures	E3221/2			
Fuse Links				
2A Fuse Link	30F2			
13A Fuse Link	30F13			
Plugs Top				
13A Fused Plug Top	EP13			
13A Fused Plug Top (Blister Pack)	EP13-BL			
13A Safety Cover	E417			
4 Gang 13A Main Switched and Surge Protection Trailing Socket with Shutter, Neon and 3m Cable	EPB4SNSF			
Door Chime				
Mechanical Ding Dong Door Chime (Snowdrop)	99AC			
Cover				
Surface Mount Cover, Socket IP54, Deep	E223DV			
Weatherproof Accessory Cover, IP54	E223V			
Surface Mount Cover, IP54	223V			
Australian Sockets				
250V 10A 3 Pin Australian Flush Switched Socket	15			
250V 10A 3 Pin Australian Twin Flush Switched Socket	25			
250V 15A Australian Socket with Earth Leakage Protection, 30mA	15/15EL30			
250V 10A 3 Pin Australian Flush Socket	426			
250V 10A 3 Pin Extension Socket	438			
250V 10A 3 Pin Plug Top	4395			
10A Extra Safety Plug, Side Entry	418			
10A Cord Extension Socket	438			
15A Cord Extension Socket	438/15			
10A 3-Pin PVC Plug	439			
15A 3-Pin Plug	439/15			
15A Appliance Plug	464			
10A Appliance Plug	465			
1-Way 10A Ceiling Switch	342			
2-Way 10A Ceiling Switch	343			
10A Foot Switch	360			



E417/5



99AC

DESCRIPTION	CATALOGUE NUMBER	STD PK	CTN QTY	LIST PRICE
Flush Switches				
1 Gang				
10A 1 Gang Intermediate Switch, Gold Hairline	EGCSGH311A			
10A 1 Gang Intermediate Switch, Gold Mirror	EGCSGM311A			
10A 1 Gang Intermediate Switch, Stainless Steel Hairline	EGCSSH311A			
10A 1 Gang Intermediate Switch, Stainless Steel Mirror	EGCSSM311A			
10A 1 Gang 1-Way Switch, Gold Hairline	EGCSGH31/1/2A			
10A 1 Gang 1-Way Switch, Gold Mirror	EGCSGM31/1/2A			
10A 1 Gang 1-Way Switch, Stainless Steel Hairline	EGCSSH31/1/2A			
10A 1 Gang 1-Way Switch, Stainless Steel Mirror	EGCSSM31/1/2A			
10A 1 Gang 2-Way Switch, Gold Hairline	EGCSGH31/2/3A			
10A 1 Gang 2-Way Switch, Gold Mirror	EGCSGM31/2/3A			
10A 1 Gang 2-Way Switch, Stainless Steel Hairline	EGCSSH31/2/3A			
10A 1 Gang 2-Way Switch, Stainless Steel Mirror	EGCSSM31/2/3A			
20A 1 Gang 2-Way Switch, Gold Hairline	EGCSGH31/20A			
20A 1 Gang 2-Way Switch, Gold Mirror	EGCSGM31/20A			
20A 1 Gang 2-Way Switch, Stainless Steel Hairline	EGCSSH31/20A			
20A 1 Gang 2-Way Switch, Stainless Steel Mirror	EGCSSM31/20A			
2 Gang				
10A 2 Gang Intermediate Switch, Gold Hairline	EGCSGH321A			
10A 2 Gang Intermediate Switch, Gold Mirror	EGCSGM321A			
10A 2 Gang Intermediate Switch, Stainless Steel Hairline	EGCSSH321A			
10A 2 Gang Intermediate Switch, Stainless Steel Mirror	EGCSSM321A			
10A 2 Gang 1-Way Switch, Gold Hairline	EGCSGH32/1/2A			
10A 2 Gang 1-Way Switch, Gold Mirror	EGCSGM32/1/2A			
10A 2 Gang 1-Way Switch, Stainless Steel Hairline	EGCSSH32/1/2A			
10A 2 Gang 1-Way Switch, Stainless Steel Mirror	EGCSSM32/1/2A			
10A 2 Gang 2-Way Switch, Gold Hairline	EGCSGH32/2/3A			
10A 2 Gang 2-Way Switch, Gold Mirror	EGCSGM32/2/3A			
10A 2 Gang 2-Way Switch, Stainless Steel Hairline	EGCSSH32/2/3A			
10A 2 Gang 2-Way Switch, Stainless Steel Mirror	EGCSSM32/2/3A			
20A 2 Gang 2-Way Switch, Gold Hairline	EGCSGH32/20A			
20A 2 Gang 2-Way Switch, Gold Mirror	EGCSGM32/20A			
20A 2 Gang 2-Way Switch, Stainless Steel Hairline	EGCSSH32/20A			
20A 2 Gang 2-Way Switch, Stainless Steel Mirror	EGCSSM32/20A			

Sockets & Switches

C-CLASSIC, S-SERIES

DESCRIPTION	CATALOGUE NUMBER	STD PK	CTN QTY	LIST PRICE
-------------	------------------	--------	---------	------------

Flush Switches

3 Gang

10A 3 Gang 1-Way Switch, Gold Hairline	EGCSGH33/1/2A			
10A 3 Gang 1-Way Switch, Gold Mirror	EGCSGM33/1/2A			
10A 3 Gang 1-Way Switch, Stainless Steel Hairline	EGCSSH33/1/2A			
10A 3 Gang 1-Way Switch, Stainless Steel Mirror	EGCSSM33/1/2A			
10A 3 Gang 2-Way Switch, Gold Hairline	EGCSGH33/2/3A			
10A 3 Gang 2-Way Switch, Gold Mirror	EGCSGM33/2/3A			
10A 3 Gang 2-Way Switch, Stainless Steel Hairline	EGCSSH33/2/3A			
10A 3 Gang 2-Way Switch, Stainless Steel Mirror	EGCSSM33/2/3A			
20A 3 Gang 2-Way Switch, Gold Hairline	EGCSGH33/20A			
20A 3 Gang 2-Way Switch, Gold Mirror	EGCSGM33/20A			
20A 3 Gang 2-Way Switch, Stainless Steel Hairline	EGCSSH33/20A			
20A 3 Gang 2-Way Switch, Stainless Steel Mirror	EGCSSM33/20A			

4 Gang

10A 4 Gang 2-Way Switch, Gold Hairline	EGCSGH34/2/3A			
10A 4 Gang 2-Way Switch, Gold Mirror	EGCSGM34/2/3A			
10A 4 Gang 2-Way Switch, Stainless Steel Hairline	EGCSSH34/2/3A			
10A 4 Gang 2-Way Switch, Stainless Steel Mirror	EGCSSM34/2/3A			

6 Gang

10A 6 Gang 2-Way Switch, Gold Hairline	EGCSGH36/2/3A			
10A 6 Gang 2-Way Switch, Gold Mirror	EGCSGM36/2/3A			
10A 6 Gang 2-Way Switch, Stainless Steel Hairline	EGCSSH36/2/3A			
10A 6 Gang 2-Way Switch, Stainless Steel Mirror	EGCSSM36/2/3A			

Bell Switches

10A 1 Gang Push Button Switch, Gold Hairline	EGCSGH31BPRA			
10A 1 Gang Push Button Switch, Gold Mirror	EGCSGM31BPRA			
10A 1 Gang Push Button Switch, Stainless Steel Hairline	EGCSSH31BPRA			
10A 1 Gang Push Button Switch, Stainless Steel Mirror	EGCSSM31BPRA			



EGCSGH34/2/3A

DESCRIPTION	CATALOGUE NUMBER	STD PK	CTN QTY	LIST PRICE
Double Pole Switches				
20A 1 Gang Double Pole Switch, Gold Hairline	EGCSGH31D20A			
20A 1 Gang Double Pole Switch, Gold Mirror	EGCSGM31D20A			
20A 1 Gang Double Pole Switch, Stainless Steel Hairline	EGCSSH31D20A			
20A 1 Gang Double Pole Switch, Stainless Steel Mirror	EGCSSM31D20A			
20A 1 Gang Double Pole Switch with Neon, Gold Hairline	EGCSSH32D20NA			
20A 1 Gang Double Pole Switch with Neon, Gold Mirror	EGCSSH32D20NA			
20A 1 Gang Double Pole Switch with Neon, Stainless Steel Hairline	EGCSSH32D20NA			
20A 1 Gang Double Pole Switch with Neon, Stainless Steel Mirror	EGCSSH32D20NA			
45A 1 Gang Double Pole Switch with Neon, Gold Hairline	EGCSGHD45N			
45A 1 Gang Double Pole Switch with Neon, Gold Mirror	EGCSGMD45N			
45A 1 Gang Double Pole Switch with Neon, Stainless Steel Hairline	EGCSSHD45N			
45A 1 Gang Double Pole Switch with Neon, Stainless Steel Mirror	EGCSSMD45N			
45A 1 Gang Double Pole Switch with Neon, Vertical, Gold Hairline	EGCSGHVD45N			
45A 1 Gang Double Pole Switch with Neon, Vertical, Gold Mirror	EGCSGMVD45N			
45A 1 Gang Double Pole Switch with Neon, Vertical, Stainless Steel Hairline	EGCSSHVD45N			
45A 1 Gang Double Pole Switch with Neon, Vertical, Stainless Steel Mirror	EGCSSMVD45N			
Dimmer Switches				
500VA 1 Gang Light Dimmer, Gold Hairline	EGCSGH31V500			
500VA 1 Gang Light Dimmer, Gold Mirror	EGCSGM31V500			
500VA 1 Gang Light Dimmer, Stainless Steel Hairline	EGCSSH31V500			
500VA 1 Gang Light Dimmer, Stainless Steel Mirror	EGCSSM31V500			
500VA 2 Gang Light Dimmer, Gold Hairline	EGCSGH32V500			
500VA 2 Gang Light Dimmer, Gold Mirror	EGCSGM32V500			
500VA 2 Gang Light Dimmer, Stainless Steel Hairline	EGCSSH32V500			
500VA 2 Gang Light Dimmer, Stainless Steel Mirror	EGCSSM32V500			
600VA 1 Gang Light Dimmer, Gold Hairline	EGCSGH31V600			
600VA 1 Gang Light Dimmer, Gold Mirror	EGCSGM31V600			
600VA 1 Gang Light Dimmer, Stainless Steel Hairline	EGCSSH31V600			
600VA 1 Gang Light Dimmer, Stainless Steel Mirror	EGCSSM31V600			
1000VA 1 Gang Light Dimmer, Gold Hairline	EGCSGH31V1000			
1000VA 1 Gang Light Dimmer, Gold Mirror	EGCSGM31V1000			
1000VA 1 Gang Light Dimmer, Stainless Steel Hairline	EGCSSH31V1000			
1000VA 1 Gang Light Dimmer, Stainless Steel Mirror	EGCSSM31V1000			

Sockets & Switches

C-CLASSIC, S-SERIES

DESCRIPTION	CATALOGUE NUMBER	STD PK	CTN QTY	LIST PRICE
-------------	------------------	--------	---------	------------

Fan Control Switches

400VA 1 Gang Universal Fan Controller, Gold Hairline	EGCSGH31V400F			
400VA 1 Gang Universal Fan Controller, Gold Mirror	EGCSGM31V400F			
400VA 1 Gang Universal Fan Controller, Stainless Steel Hairline	EGCSSH31V400F			
400VA 1 Gang Universal Fan Controller, Stainless Steel Mirror	EGCSSM31V400F			

Telecommunications Accessories

TV/FM Coaxial Outlets

1 Gang TV/FM Coaxial Outlet 75 Ohm, Gold Hairline	EGCSGH31TV75			
1 Gang TV/FM Coaxial Outlet 75 Ohm, Gold Mirror	EGCSGM31TV75			
1 Gang TV/FM Coaxial Outlet 75 Ohm, Stainless Steel Hairline	EGCSSH31TV75			
1 Gang TV/FM Coaxial Outlet 75 Ohm, Stainless Steel Mirror	EGCSSM31TV75			
2 Gang TV/FM Coaxial Outlet 75 Ohm, Gold Hairline	EGCSGH32TV75			
2 Gang TV/FM Coaxial Outlet 75 Ohm, Gold Mirror	EGCSGM32TV75			
2 Gang TV/FM Coaxial Outlet 75 Ohm, Stainless Steel Hairline	EGCSSH32TV75			
2 Gang TV/FM Coaxial Outlet 75 Ohm, Stainless Steel Mirror	EGCSSM32TV75			
1 Gang Telephone Outlets with Shutter Master, Gold Hairline	EGCSGH3406IM			
1 Gang Telephone Outlets with Shutter Master, Gold Mirror	EGCSGM3406IM			
1 Gang Telephone Outlets with Shutter Master, Stainless Steel Hairline	EGCSSH3406IM			
1 Gang Telephone Outlets with Shutter Master, Stainless Steel Mirror	EGCSSM3406IM			
1 Gang Telephone Outlets with Shutter Slave, Gold Hairline	EGCSGH3406IS			
1 Gang Telephone Outlets with Shutter Slave, Gold Mirror	EGCSGM3406IS			
1 Gang Telephone Outlets with Shutter Slave, Stainless Steel Hairline	EGCSSH3406IS			
1 Gang Telephone Outlets with Shutter Slave, Stainless Steel Mirror	EGCSSM3406IS			

DESCRIPTION	CATALOGUE NUMBER	STD PK	CTN QTY	LIST PRICE
Socket Outlets				
Unswitched Socket Outlets				
1 Gang Unswitched Socket Outlet, Gold Hairline	EGCSGH426			
1 Gang Unswitched Socket Outlet, Gold Mirror	EGCSGM426			
1 Gang Unswitched Socket Outlet, Stainless Steel Hairline	EGCSSH426			
1 Gang Unswitched Socket Outlet, Stainless Steel Mirror	EGCSSM426			
Switched Socket Outlets				
13A 1 Gang Switched Socket Outlet, Gold Hairline	EGCSGH15			
13A 1 Gang Switched Socket Outlet, Gold Mirror	EGCSGM15			
13A 1 Gang Switched Socket Outlet, Stainless Steel Hairline	EGCSSH15			
13A 1 Gang Switched Socket Outlet, Stainless Steel Mirror	EGCSSM15			
13A 2 Gang Switched Socket Outlet, Gold Hairline	EGCSGH25			
13A 2 Gang Switched Socket Outlet, Gold Mirror	EGCSGM25			
13A 2 Gang Switched Socket Outlet, Stainless Steel Hairline	EGCSSH25			
13A 2 Gang Switched Socket Outlet, Stainless Steel Mirror	EGCSSM25			
15A 1 Gang Switched Socket Outlet, Gold Hairline	EGCSGH15/15			
15A 1 Gang Switched Socket Outlet, Gold Mirror	EGCSGM15/15			
15A 1 Gang Switched Socket Outlet, Stainless Steel Hairline	EGCSSH15/15			
15A 1 Gang Switched Socket Outlet, Stainless Steel Mirror	EGCSSM15/15			
15A 2 Gang Switched Socket Outlet with Neon, Gold Hairline	EGCSGH15/15N			
15A 2 Gang Switched Socket Outlet with Neon, Gold Mirror	EGCSGM15/15N			
15A 2 Gang Switched Socket Outlet with Neon, Stainless Steel Hairline	EGCSSH15/15N			
15A 2 Gang Switched Socket Outlet with Neon, Stainless Steel Mirror	EGCSSM15/15N			
RJ Series Socket Outlets				
1 Gang 6-Wire 6 Contact Socket Outlet, Gold Hairline	EGCSGH31RJ66			
1 Gang 6-Wire 6 Contact Socket Outlet, Gold Mirror	EGCSGM31RJ66			
1 Gang 6-Wire 6 Contact Socket Outlet, Stainless Steel Hairline	EGCSSH31RJ66			
1 Gang 6-Wire 6 Contact Socket Outlet, Stainless Steel Mirror	EGCSSM31RJ66			
2 Gang 6-Wire 6 Contact Socket Outlet, Gold Hairline	EGCSGH32RJ66			
2 Gang 6-Wire 6 Contact Socket Outlet, Gold Mirror	EGCSGM32RJ66			
2 Gang 6-Wire 6 Contact Socket Outlet, Stainless Steel Hairline	EGCSSH32RJ66			
2 Gang 6-Wire 6 Contact Socket Outlet, Stainless Steel Mirror	EGCSSM32RJ66			
1 Gang 8-Wire 8 Contact Socket Outlet, Gold Hairline	EGCSGH31RJ88			
1 Gang 8-Wire 8 Contact Socket Outlet, Gold Mirror	EGCSGM31RJ88			
1 Gang 8-Wire 8 Contact Socket Outlet, Stainless Steel Hairline	EGCSSH31RJ88			
1 Gang 8-Wire 8 Contact Socket Outlet, Stainless Steel Mirror	EGCSSM31RJ88			
2 Gang 8-Wire 8 Contact Socket Outlet, Gold Hairline	EGCSGH32RJ88			
2 Gang 8-Wire 8 Contact Socket Outlet, Gold Mirror	EGCSGM32RJ88			
2 Gang 8-Wire 8 Contact Socket Outlet, Stainless Steel Hairline	EGCSSH32RJ88			
2 Gang 8-Wire 8 Contact Socket Outlet, Stainless Steel Mirror	EGCSSM32RJ88			

Sockets & Switches

C-CLASSIC, S-SERIES

DESCRIPTION	CATALOGUE NUMBER	STD PK	CTN QTY	LIST PRICE
-------------	------------------	--------	---------	------------

Connection Units

25A 2 Gang Connection Unit, Gold Hairline	EGCSGH32TBA			
25A 2 Gang Connection Unit, Gold Mirror	EGCSGM32TBA			
25A 2 Gang Connection Unit, Stainless Steel Hairline	EGCSSH32TBA			
25A 2 Gang Connection Unit, Stainless Steel Mirror	EGCSSM32TBA			
45A 1 Gang Connection Unit, Gold Hairline	EGCSGH554			
45A 1 Gang Connection Unit, Gold Mirror	EGCSGM554			
45A 1 Gang Connection Unit, Stainless Steel Hairline	EGCSSH554			
45A 1 Gang Connection Unit, Stainless Steel Mirror	EGCSSM554			

Fused Connection Units

2 Gang 20A Fused Connection Unit, Gold Hairline	EGCSGH32D20FSG			
2 Gang 20A Fused Connection Unit, Gold Mirror	EGCSGM32D20FSG			
2 Gang 20A Fused Connection Unit, Stainless Steel Hairline	EGCSSH32D20FSG			
2 Gang 20A Fused Connection Unit, Stainless Steel Mirror	EGCSSM32D20FSG			
2 Gang 20A Fused Connection Unit with Neon, Gold Hairline	EGCSGH20DFSGN			
2 Gang 20A Fused Connection Unit with Neon, Gold Mirror	EGCSGM20DFSGN			
2 Gang 20A Fused Connection Unit with Neon, Stainless Steel Hairline	EGCSSH20DFSGN			
2 Gang 20A Fused Connection Unit with Neon, Stainless Steel Mirror	EGCSSM20DFSGN			

Shaver Sockets

Shaver Socket, Gold Hairline	EGCSGH727			
Shaver Socket, Gold Mirror	EGCSGM727			
Shaver Socket, Stainless Steel Hairline	EGCSSH727			
Shaver Socket, Stainless Steel Mirror	EGCSSM727			

Blank Plates

1 Gang Blank Plates, Gold Hairline	EGCGH31X			
1 Gang Blank Plates, Gold Mirror	EGCGM31X			
1 Gang Blank Plates, Stainless Steel Hairline	EGCSH31X			
1 Gang Blank Plates, Stainless Steel Mirror	EGCSM31X			
2 Gang Blank Plates, Gold Hairline	EGCGH31X2			
2 Gang Blank Plates, Gold Mirror	EGCGM31X2			
2 Gang Blank Plates, Stainless Steel Hairline	EGCSH31X2			
2 Gang Blank Plates, Stainless Steel Mirror	EGCSM31X2			



EGCSGM727

DESCRIPTION	CATALOGUE NUMBER	STD PK	CTN QTY	LIST PRICE
Flush Switches				
1 Gang				
10A 1 Gang 1-Way Switch	31/1/2A			
10A 1 Gang 2-Way Switch	31/2/3A			
2 Gang				
10A 2 Gang 1-Way Switch	32/1/2A			
10A 2 Gang 2-Way Switch	32/2/3A			
3 Gang				
10A 3 Gang 1-Way Switch	33/1/2A			
10A 3 Gang 2-Way Switch	33/2/3A			
4 Gang				
10A 4 Gang 1-Way Switch	34/1/2A			
10A 4 Gang 2-Way Switch	34/2/3A			
5 Gang				
10A 5 Gang 1-Way Switch	35/1/2A			
10A 5 Gang 2-Way Switch	35/2/3A			
6 Gang				
10A 6 Gang 1-Way Switch	36/1/2A			
10A 6 Gang 2-Way Switch	36/2/3A			
Electronic Switches				
Sunset Switch				
Sunset Switch	31VSSR			

Sockets & Switches

C-CLASSIC RECTANGULAR SERIES

DESCRIPTION	CATALOGUE NUMBER	STD PK	CTN QTY	LIST PRICE
Bell Press Switches				
10A 1 Gang Bell Switch with Bell Symbol	31BPA			
10A 1 Gang Bell Switch Marked "Press"	31BPRA/P			
Double Pole Switches				
20A 2 Gang Double Pole Switch with Neon	32D20NA			
20A 2 Gang Double Pole Switch with Neon Marked "Water Heater"	32D20NA-WH			
20A 2 Gang Double Pole Switch with Neon Marked "Air Conditioner"	32D20NA-AC			
32A Double Pole Switch with Neon	C2031D32N			
Dimmer Switches				
1 Gang 500VA Light Dimmer Switch	32V500			
1 Gang 600VA Push On/Off Light Dimmer Switch	31V600			
Fan Control Switch				
1 Gang 400VA Fan Control Switch	32V400			
Telecommunications Accessories				
TV/FM Coaxial Outlets				
1 Gang TV Outlet	31TV			
2 Gang TV Outlet	32TV			
"Pay TV" Antenna Outlet	31TVF			
"Pay TV/FTA TV" Screw Coaxial Connection	32TVSF			
Telephone and Data Outlets				
1 Gang 6-Way 6 Contact RJ12 Telephone Outlet	31RJ64A			
2 Gang 6-Way 6 Contact RJ12 Telephone Outlet	32RJ64A			
1 Gang 8-Way 8 Contact RJ45 Data Outlet	31RJ88A			
2 Gang 8-Way 8 Contact RJ45 Data Outlet	32RJ88A			

DESCRIPTION	CATALOGUE NUMBER	STD PK	CTN QTY	LIST PRICE
Socket Outlets				
15A Socket Outlets				
15A 2 Gang (2P+E) Polarised Flat Pin Socket Outlet	426PE			
15A 1 Gang (2P+E) Polarised Flat Pin Socket Outlet	426PE2			
15A 1 Gang (T-Type) Polarised Socket Outlet	426TE			
Dual European Round-Pin and UL 498 Polarised 3-Pin Unswitched Socket Outlet	426PE2R			
10A/16A Socket Outlets				
10A/16A 1 Gang 2-Pin Universal Socket Outlet with Safety Shutter	426UST			
10A/16A 2 Gang 2-Pin Universal Socket Outlet with Safety Shutter	426UST2			
10A/16A 1 Gang 2-Pin Universal Socket Outlet with Safety Shutter and 1 Standard 10A Rated Switch Mechanism	426USX			
10A/16A 1 Gang 2-Pin Universal Socket Outlet with Safety Shutter and 2 Standard 10A Rated Switch Mechanisms	426USXX			
10A/16A 1 Gang (2P+E) 3-Pin Universal Socket Outlet with Safety Shutter	426UEST			
10A/16A 2 Gang (2P+E) 3-Pin Universal Socket Outlet with Safety Shutter	426UEST2			
10A/16A 1 Gang (2P+E) 3-Pin Universal Socket Outlet with Safety Shutter and 1 Standard 10A Rated Switch Mechanism	426UEX			
Connection Unit				
25A 3 Terminal Connection Unit	31TBA			
Shaver Sockets				
115/240V Universal Shaver Outlet	727			
115/240V Universal Shaver Outlet with Built-in Switch	727X			
Flush Plates				
1 Gang Flush Plate	31AVH			
2 Gang Flush Plate	32AVH			
3 Gang Flush Plate	33AVH			
4 Gang Flush Plate	34AVH			
5 Gang Flush Plate	35AVH			
6 Gang Flush Plate	36AVH			
1 Gang Flush Plate IP54	31VHWP			
Blank Plate				
1 Gang Blank Plate	31VX			

Sockets & Switches

GAINSBOROUGH SERIES

DESCRIPTION	CATALOGUE NUMBER	STD PK	CTN QTY	LIST PRICE
-------------	------------------	--------	---------	------------

Flush Switches

1 Gang Flush Switches

Gold Plated

10A 1 Gang Intermediate Switch, Gold Mirror	EGGM311A			
10A 1 Gang Intermediate Switch, Gold Hairline	EGGH311A			
10A 1 Gang 1-Way Switch, Gold Mirror	EGGM311/2A			
10A 1 Gang 1-Way Switch, Gold Hairline	EGGH311/2A			
10A 1 Gang 2-Way Switch, Gold Mirror	EGGM312/3A			
10A 1 Gang 2-Way Switch, Gold Hairline	EGGH312/3A			
15A 1 Gang 2-Way Switch, Gold Mirror	EGGM312/15A			
15A 1 Gang 2-Way Switch, Gold Hairline	EGGH312/15A			
20A 1 Gang 2-Way Switch, Gold Mirror	EGGM312/20A			
20A 1 Gang 2-Way Switch, Gold Hairline	EGGH312/20A			



EGGM311/2A



EGGH311/2A

Rose Bronze

10A 1 Gang Intermediate Switch, Rose Bronze Mirror	ERGM311A			
10A 1 Gang Intermediate Switch, Rose Bronze Hairline	ERGH311A			
10A 1 Gang 1-Way Switch, Rose Bronze Mirror	EGRM311/2A			
10A 1 Gang 1-Way Switch, Rose Bronze Hairline	EGRH311/2A			
10A 1 Gang 2-Way Switch, Rose Bronze Mirror	EGRM312/3A			
10A 1 Gang 2-Way Switch, Rose Bronze Hairline	EGRH312/3A			
15A 1 Gang 2-Way Switch, Rose Bronze Mirror	EGRM312/15A			
15A 1 Gang 2-Way Switch, Rose Bronze Hairline	EGRH312/15A			
20A 1 Gang 2-Way Switch, Rose Bronze Mirror	EGRM312/20A			
20A 1 Gang 2-Way Switch, Rose Bronze Hairline	EGRH312/20A			






EGSM311/2A



EGSH311/2A

Stainless Steel

10A 1 Gang Intermediate Switch, Stainless Steel Mirror	EGSM311A			
10A 1 Gang Intermediate Switch, Stainless Steel Hairline	EGSH311A			
10A 1 Gang 1-Way Switch, Stainless Steel Mirror	EGSM311/2A			
10A 1 Gang 1-Way Switch, Stainless Steel Hairline	EGSH311/2A			
10A 1 Gang 2-Way Switch, Stainless Steel Mirror	EGSM312/3A			
10A 1 Gang 2-Way Switch, Stainless Steel Hairline	EGSH312/3A			
15A 1 Gang 2-Way Switch, Stainless Steel Mirror	EGSM312/15A			
15A 1 Gang 2-Way Switch, Stainless Steel Hairline	EGSH312/15A			
20A 1 Gang 2-Way Switch, Stainless Steel Mirror	EGSM312/20A			
20A 1 Gang 2-Way Switch, Stainless Steel Hairline	EGSH312/20A			

DESCRIPTION	CATALOGUE NUMBER	STD PK	CTN QTY	LIST PRICE
Flush Switches				
2 Gang Flush Switches				
Gold Plated				
	10A 2 Gang 1-Way Switch, Gold Mirror	EGGM32/1/2A		
	10A 2 Gang 1-Way Switch, Gold Hairline	EGGH32/1/2A		
	10A 2 Gang 2-Way Switch, Gold Mirror	EGGM32/2/3A		
	10A 2 Gang 2-Way Switch, Gold Hairline	EGGH32/2/3A		
	15A 2 Gang 2-Way Switch, Gold Mirror	EGGM32/2/15A		
	15A 2 Gang 2-Way Switch, Gold Hairline	EGGH32/2/15A		
	20A 2 Gang 2-Way Switch, Gold Mirror	EGGM32/2/20A		
	20A 2 Gang 2-Way Switch, Gold Hairline	EGGH32/2/20A		
	20A 2 Gang 2-Way Switch with Neon, Gold Mirror	EGGM32/20NA		
	20A 2 Gang 2-Way Switch with Neon, Gold Hairline	EGGH32/20NA		
Rose Bronze				
	10A 2 Gang 1-Way Switch, Rose Bronze Mirror	EGRM32/1/2A		
	10A 2 Gang 1-Way Switch, Rose Bronze Hairline	EGRH32/1/2A		
	10A 2 Gang 2-Way Switch, Rose Bronze Mirror	EGRM32/2/3A		
	10A 2 Gang 2-Way Switch, Rose Bronze Hairline	EGRH32/2/3A		
	15A 2 Gang 2-Way Switch, Rose Bronze Mirror	EGRM32/2/15A		
	15A 2 Gang 2-Way Switch, Rose Bronze Hairline	EGRH32/2/15A		
	20A 2 Gang 2-Way Switch, Rose Bronze Mirror	EGRM32/2/20A		
	20A 2 Gang 2-Way Switch, Rose Bronze Hairline	EGRH32/2/20A		
Stainless Steel				
	10A 2 Gang 1-Way Switch, Stainless Steel Mirror	EGSM32/1/2A		
	10A 2 Gang 1-Way Switch, Stainless Steel Hairline	EGSH32/1/2A		
	10A 2 Gang 2-Way Switch, Stainless Steel Mirror	EGSM32/2/3A		
	10A 2 Gang 2-Way Switch, Stainless Steel Hairline	EGSH32/2/3A		
	15A 2 Gang 2-Way Switch, Stainless Steel Mirror	EGSM32/2/15A		
	15A 2 Gang 2-Way Switch, Stainless Steel Hairline	EGSH32/2/15A		
	20A 2 Gang 2-Way Switch, Stainless Steel Mirror	EGSM32/2/20A		
	20A 2 Gang 2-Way Switch, Stainless Steel Hairline	EGSH32/2/20A		
	20A 2 Gang 2-Way Switch with Neon, Stainless Steel Mirror	EGSM32/20NA		
	20A 2 Gang 2-Way Switch with Neon, Stainless Steel Hairline	EGSH32/20NA		



EGGM32/1/2A



EGGH32/1/2A



EGSM32/1/2A



EGSH32/1/2A

Sockets & Switches

GAINSBOROUGH SERIES

DESCRIPTION	CATALOGUE NUMBER	STD PK	CTN QTY	LIST PRICE
-------------	------------------	--------	---------	------------

Flush Switches

3 Gang Flush Switches

Gold Plated

10A 3 Gang 1-Way Switch, Gold Mirror	EGGM33/1/2A			
10A 3 Gang 1-Way Switch, Gold Hairline	EGGH33/1/2A			
10A 3 Gang 2-Way Switch, Gold Mirror	EGGM33/2/3A			
10A 3 Gang 2-Way Switch, Gold Hairline	EGGH33/2/3A			
15A 3 Gang 2-Way Switch, Gold Mirror	EGGM33/2/15A			
15A 3 Gang 2-Way Switch, Gold Hairline	EGGH33/2/15A			
20A 3 Gang 2-Way Switch, Gold Mirror	EGGM33/2/20A			
20A 3 Gang 2-Way Switch, Gold Hairline	EGGH33/2/20A			

Rose Bronze

10A 3 Gang 1-Way Switch, Rose Bronze Mirror	EGRM33/1/2A			
10A 3 Gang 1-Way Switch, Rose Bronze Hairline	EGRH33/1/2A			
10A 3 Gang 2-Way Switch, Rose Bronze Mirror	EGRM33/2/3A			
10A 3 Gang 2-Way Switch, Rose Bronze Hairline	EGRH33/2/3A			
15A 3 Gang 2-Way Switch, Rose Bronze Mirror	EGRM33/2/15A			
15A 3 Gang 2-Way Switch, Rose Bronze Hairline	EGRH33/2/15A			
20A 3 Gang 2-Way Switch, Rose Bronze Mirror	EGRM33/2/20A			
20A 3 Gang 2-Way Switch, Rose Bronze Hairline	EGRH33/2/20A			

Stainless Steel

10A 3 Gang 1-Way Switch, Stainless Steel Mirror	EGSM33/1/2A			
10A 3 Gang 1-Way Switch, Stainless Steel Hairline	EGSH33/1/2A			
10A 3 Gang 2-Way Switch, Stainless Steel Mirror	EGSM33/2/3A			
10A 3 Gang 2-Way Switch, Stainless Steel Hairline	EGSH33/2/3A			
15A 3 Gang 2-Way Switch, Stainless Steel Mirror	EGSM33/2/15A			
15A 3 Gang 2-Way Switch, Stainless Steel Hairline	EGSH33/2/15A			
20A 3 Gang 2-Way Switch, Stainless Steel Mirror	EGSM33/2/20A			
20A 3 Gang 2-Way Switch, Stainless Steel Hairline	EGSH33/2/20A			



EGGM33/1/2A



EGGH33/1/2A



EGSM33/1/2A



EGSH33/1/2A

DESCRIPTION	CATALOGUE NUMBER	STD PK	CTN QTY	LIST PRICE
-------------	------------------	--------	---------	------------



EGGM34/1/2A



EGGH34/1/2A



EGSM34/1/2A



EGSH34/1/2A

Flush Switches

4 Gang Flush Switches

Gold Plated

10A 4 Gang 1-Way Switch, Gold Mirror	EGGM34/1/2A			
10A 4 Gang 1-Way Switch, Gold Hairline	EGGH34/1/2A			
10A 4 Gang 2-Way Switch, Gold Mirror	EGGM34/2/3A			
10A 4 Gang 2-Way Switch, Gold Hairline	EGGH34/2/3A			
15A 4 Gang 2-Way Switch, Gold Mirror	EGGM34/2/15A			
15A 4 Gang 2-Way Switch, Gold Hairline	EGGH34/2/15A			
20A 4 Gang 2-Way Switch, Gold Mirror	EGGM34/2/20A			
20A 4 Gang 2-Way Switch, Gold Hairline	EGGH34/2/20A			

Rose Bronze

10A 4 Gang 1-Way Switch, Rose Bronze Mirror	EGRM34/1/2A			
10A 4 Gang 1-Way Switch, Rose Bronze Hairline	EGRH34/1/2A			
10A 4 Gang 2-Way Switch, Rose Bronze Mirror	EGRM34/2/3A			
10A 4 Gang 2-Way Switch, Rose Bronze Hairline	EGRH34/2/3A			
15A 4 Gang 2-Way Switch, Rose Bronze Mirror	EGRM34/2/15A			
15A 4 Gang 2-Way Switch, Rose Bronze Hairline	EGRH34/2/15A			
20A 4 Gang 2-Way Switch, Rose Bronze Mirror	EGRM34/2/20A			
20A 4 Gang 2-Way Switch, Rose Bronze Hairline	EGRH34/2/20A			

Stainless Steel

10A 4 Gang 1-Way Switch, Stainless Steel Mirror	EGSM34/1/2A			
10A 4 Gang 1-Way Switch, Stainless Steel Hairline	EGSH34/1/2A			
10A 4 Gang 2-Way Switch, Stainless Steel Mirror	EGSM34/2/3A			
10A 4 Gang 2-Way Switch, Stainless Steel Hairline	EGSH34/2/3A			
15A 4 Gang 2-Way Switch, Stainless Steel Mirror	EGSM34/2/15A			
15A 4 Gang 2-Way Switch, Stainless Steel Hairline	EGSH34/2/15A			
20A 4 Gang 2-Way Switch, Stainless Steel Mirror	EGSM34/2/20A			
20A 4 Gang 2-Way Switch, Stainless Steel Hairline	EGSH34/2/20A			

Sockets & Switches

GAINSBOROUGH SERIES

DESCRIPTION	CATALOGUE NUMBER	STD PK	CTN QTY	LIST PRICE
-------------	------------------	--------	---------	------------

Bell Switches

Gold Plated

1 Gang 10A Bell Switch Marked "Press", Gold Mirror	EGGM31/1RBPRPA			
1 Gang 10A Bell Switch Marked "Press", Gold Hairline	EGGH31/1RBPRPA			
10A 1 Gang Push Button Switch Marked "Press", Gold Mirror	EGGM31BPR			
10A 1 Gang Push Button Switch Marked "Press", Gold Hairline	EGGH31BPR			
15A 2 Gang Push Button Switch Red/Green, Gold Mirror	EGGM32BPA			
15A 2 Gang Push Button Switch Red/Green, Gold Hairline	EGGH32BPA			
15A 1 Gang Push Button Switch with Bell Symbol, Gold Mirror	EGGM31BPA			
15A 1 Gang Push Button Switch with Bell Symbol, Gold Hairline	EGGH31BPA			
15A 2 Gang Push Button Switch, Red/Green, Gold Mirror	EGGM32BPA			
15A 2 Gang Push Button Switch, Red/Green, Gold Hairline	EGGH32BPA			
15A 3 Gang Push Button Switch with Neon Red/Green, Gold Mirror	EGGM33BPNA			
15A 3 Gang Push Button Switch with Neon Red/Green, Gold Hairline	EGGH33BPNA			
15A 4 Gang Push Button Switch with 2 Neons, Red/Green, Gold Mirror	EGGM34BPNA			
15A 4 Gang Push Button Switch with 2 Neons, Red/Green, Gold Hairline	EGGH34BPNA			

Rose Bronze

10A 1 Gang Bell Press Switch, Rose Bronze Mirror	EGRM31BPR			
10A 1 Gang Bell Press Switch, Rose Bronze Hairline	ERGH31BPR			

Stainless Steel

1 Gang 10A Bell Switch Marked "Press", Stainless Steel Hairline	EGSH31/1RBPRPA			
1 Gang 10A Bell Switch Marked "Press", Stainless Steel Mirror	EGSM31/1RBPRPA			
10A Push Button Switch Marked "Press", Stainless Steel Mirror	EGSM31BPR			
10A Push Button Switch Marked "Press", Stainless Steel Hairline	EGSH31BPR			
15A 1 Gang Push Button Switch with Bell Symbol, Stainless Steel Mirror	EGSM31BPA			
15A 1 Gang Push Button Switch with Bell Symbol, Stainless Steel Hairline	EGSH31BPA			
15A 2 Gang Push Button Switch, Red/Green, Stainless Steel Mirror	EGSM32BPA			
15A 2 Gang Push Button Switch, Red/Green, Stainless Steel Hairline	EGSH32BPA			
15A 3 Gang Push Button Switch with Neon, Red/Green, Stainless Steel Mirror	EGSM33BPNA			
15A 3 Gang Push Button Switch with Neon, Red/Green, Stainless Steel Hairline	EGSH33BPNA			
15A 4 Gang Push Button Switch with 2 Neons, Red/Green, Stainless Steel Mirror	EGSM34BPNA			
15A 4 Gang Push Button Switch with 2 Neons, Red/Green, Stainless Steel Hairline	EGSH34BPNA			



EGGM31BPR



EGGH31BPR



EGRM31BPR



EGSM31BPR

DESCRIPTION	CATALOGUE NUMBER	STD PK	CTN QTY	LIST PRICE
-------------	------------------	--------	---------	------------



EGGM32V500



EGSM32V500



EGGM32V400F



EGSM32V400F

Dimmer Switches

Gold Plated

1 Gang 500W Light Dimmer Switch, Gold Mirror	EGGM32V500			
1 Gang 500W Light Dimmer Switch, Gold Hairline	EGGH32V500			
1 Gang 500W Light Dimmer Switch, Gold Hairline	EGGH32V500C			
2 Gang 500W Light Dimmer Switch, Gold Mirror	EGGM34V500			
2 Gang 500W Light Dimmer Switch, Gold Mirror	EGGM34V500C			
2 Gang 500W Light Dimmer Switch, Gold Hairline	EGGH34V500			
2 Gang 500W Light Dimmer Switch, Gold Hairline	EGGH34V500C			

Rose Bronze

1 Gang 500W Light Dimmer Switch, Rose Bronze Mirror	EGRM32V500			
1 Gang 500W Light Dimmer Switch, Rose Bronze Hairline	EGRH32V500			

Stainless Steel

1 Gang 500W Light Dimmer Switch, Stainless Steel Mirror	EGSM32V500			
1 Gang 500W Light Dimmer Switch, Stainless Steel Hairline	EGSH32V500			
1 Gang Dimmer Controller 500VA, Stainless Steel Hairline	EGSH32V500C			
1 Gang Dimmer Controller 500VA, Stainless Steel Mirror	EGSH32V500C			
2 Gang 500W Light Dimmer Switch, Stainless Steel Mirror	EGSM34V500			
2 Gang 500W Light Dimmer Switch, Stainless Steel Hairline	EGSH34V500			
2 Gang Dimmer Controller 500VA, Stainless Steel Hairline	EGSH34V500C			
2 Gang Dimmer Controller 500VA, Stainless Steel Mirror	EGSM34V500C			

Fan Control Switches

Gold Plated

400VA Fan Control Switch, Gold Mirror	EGGM32V400F			
400VA Fan Control Switch, Gold Hairline	EGGH32V400F			

Rose Bronze

400VA Fan Control Switch, Rose Bronze Mirror	EGRM32V400F			
400VA Fan Control Switch, Rose Bronze Hairline	EGRH32V400F			

Stainless Steel

400VA Fan Control Switch, Stainless Steel Mirror	EGSM32V400F			
400VA Fan Control Switch, Ceiling Sweep, Stainless Steel Hairline	EGSH32V400F			
400VA Fan Control Switch, Stainless Steel Hairline	EGSH32V400			

Sockets & Switches

GAINSBOROUGH SERIES

DESCRIPTION	CATALOGUE NUMBER	STD PK	CTN QTY	LIST PRICE
-------------	------------------	--------	---------	------------

Double Pole Switches

Gold Plated

20A 1 Gang Double Pole Switch, Gold Mirror	EGGM31D20A			
20A 1 Gang Double Pole Switch, Gold Hairline	EGGH31D20A			
20A 1 Gang Double Pole Switch with Neon, Gold Mirror	EGGM32D20NA			
20A 1 Gang Double Pole Switch with Neon, Gold Hairline	EGGH32D20NA			
45A Double Pole Switch with Neon, Gold Mirror	EGGM31VDR45N			
45A Double Pole Switch with Neon, Gold Hairline	EGGH31VDR45N			

Rose Bronze

20A 1 Gang Double Pole Switch, Rose Bronze Mirror	EGRM31D20A			
20A 1 Gang Double Pole Switch, Rose Bronze Hairline	EGRH31D20A			
20A 2 Gang Double Pole Switch with Neon, Rose Bronze Mirror	EGRM32D20NA			
20A 2 Gang Double Pole Switch with Neon, Rose Bronze Hairline	EGRH32D20NA			
45A Double Pole Switch with Neon, Rose Bronze Mirror	EGRM31VDR45N			
45A Double Pole Switch with Neon, Rose Bronze Hairline	EGRH31VDR45N			

Stainless Steel

20A 1 Gang Double Pole Switch, Stainless Steel Mirror	EGSM31D20A			
20A 1 Gang Double Pole Switch, Stainless Steel Hairline	EGSH31D20A			
20A 2 Gang Double Pole Switch with Neon, Stainless Steel Mirror	EGSM32D20NA			
20A 2 Gang Double Pole Switch with Neon, Stainless Steel Hairline	EGSH32D20NA			
45A Double Pole Switch with Neon, Stainless Steel Mirror	EGSM31VDR45N			
45A Double Pole Switch with Neon, Stainless Steel Hairline	EGSH31VDR45N			

Connection Units

Gold Plated

25A Connection Unit, Gold Mirror	EGGM31TBA			
25A Connection Unit, Gold Hairline	EGGH31TBA			

Rose Bronze

25A Connection Unit, Rose Bronze Mirror	ERGM31TBA			
25A Connection Unit, Rose Bronze Hairline	ERGH31TBA			

Stainless Steel

25A Connection Unit, Stainless Steel Mirror	EGSM31TBA			
25A Connection Unit, Stainless Steel Hairline	EGSH31TBA			



EGGM32D20NA



EGGH32D20NA



EGRM32D20NA



EGRH32D20NA



EGGM31TBA



EGGH31TBA

DESCRIPTION	CATALOGUE NUMBER	STD PK	CTN QTY	LIST PRICE
-------------	------------------	--------	---------	------------

Connection Units

Fused Connection Units

Gold Plated



EGGM31FSA



EGGM32D15FS



EGGH33D15NFS



EGSM31FSA



EGSM32D15FS



EGSM33D15NFS



EGSM32FSDH

13A Fused Connection Unit, Gold Mirror	EGGM31FSA			
13A Fused Connection Unit, Gold Hairline	EGGH31FSA			
13A Fused Connection Unit with Double Pole Switch, Gold Mirror	EGGM32D15FS			
13A Fused Connection Unit with Double Pole Switch, Gold Hairline	EGGH32D15FS			
13A Fused Connection Unit with Double Pole Switch and Neon, Gold Mirror	EGGM32D15NFS			
13A Fused Connection Unit with Double Pole Switch and Neon, Gold Hairline	EGGH32D15NFS			
13A Fused Connection Unit with Double Pole Switch and Neon, Gold Mirror	EGGM33D15NFS			
13A Fused Connection Unit with Double Pole Switch and Neon, Gold Hairline	EGGH33D15NFS			
13A Fused Connection Unit with Cable Outlet, Gold Mirror	EGGM32FSDH			
13A Fused Connection Unit with Cable Outlet, Gold Hairline	EGGH32FSDH			
13A Fused Connection Unit with Double Pole Switch and Cable Outlet, Gold Mirror	EGGM33D15FSDH			
13A Fused Connection Unit with Double Pole Switch and Cable Outlet, Gold Hairline	EGGH33D15FSDH			
13A Fused Connection Unit with Double Pole Switch, Neon and Cable Outlet, Gold Mirror	EGGM34D15NFSDH			
13A Fused Connection Unit with Double Pole Switch, Neon and Cable Outlet, Gold Hairline	EGGH34D15NFSDH			

Rose Bronze

13A Fused Connection Unit with Double Pole Switch, Rose Bronze Mirror	EGRM32D15FS			
13A Fused Connection Unit with Double Pole Switch, Rose Bronze Hairline	EGRH32D15FS			
13A Fused Connection Unit with Double Pole Switch and Neon, Rose Bronze Mirror	EGRM32D15NFS			
13A Fused Connection Unit with Double Pole Switch and Neon, Rose Bronze Hairline	EGRH32D15NFS			

Stainless Steel

13A Fused Connection Unit, Stainless Steel Mirror	EGSM31FSA			
13A Fused Connection Unit, Stainless Steel Hairline	EGSH31SFA			
13A Fused Connection Unit with Double Pole Switch, Stainless Steel Mirror	EGSM32D15FS			
13A Fused Connection Unit with Double Pole Switch, Stainless Steel Hairline	EGSH32D15FS			
13A Fused Connection Unit with Double Pole Switch and Neon, Stainless Steel Mirror	EGSM32D15NFS			
13A Fused Connection Unit with Double Pole Switch and Neon, Stainless Steel Hairline	EGSH32D15NFS			
13A Fused Connection Unit with Double Pole Switch and Neon, Stainless Steel Mirror	EGSM33D15NFS			
13A Fused Connection Unit with Double Pole Switch and Neon, Stainless Steel Hairline	EGSH33D15NFS			
13A Fused Connection Unit with Cable Outlet, Stainless Steel Mirror	EGSM32FSDH			
13A Fused Connection Unit with Cable Outlet, Stainless Steel Hairline	EGSH32FSDH			
13A Fused Connection Unit with Double Pole Switch and Cable Outlet, Stainless Steel Mirror	EGSM33D15FSDH			
13A Fused Connection Unit with Double Pole Switch and Cable Outlet, Stainless Steel Hairline	EGSH33D15FSDH			
13A Fused Connection Unit with Double Pole Switch, Neon and Cable Outlet, Stainless Steel Mirror	EGSM34D15NFSDH			
13A Fused Connection Unit with Double Pole Switch, Neon and Cable Outlet, Stainless Steel Hairline	EGSH34D15NFSDH			

Sockets & Switches

GAINSBOROUGH SERIES

DESCRIPTION	CATALOGUE NUMBER	STD PK	CTN QTY	LIST PRICE
-------------	------------------	--------	---------	------------

Socket Outlets

10A Socket Outlets

Gold Plated

10A 1 Gang 250V Universal Socket Outlet, Gold Mirror	EGGMW1475			
10A 1 Gang 250V Universal Socket Outlet, Gold Hairline	EGGHW1475			

Rose Bronze

10A 1 Gang 250V Universal Socket Outlet, Rose Bronze Mirror	EGRMW1475			
10A 1 Gang 250V Universal Socket Outlet, Rose Bronze Hairline	EGRHW1475			

Stainless Steel

10A 1 Gang 250V Universal Socket Outlet, Stainless Steel Mirror	EGSMW1475			
10A 1 Gang 250V Universal Socket Outlet, Stainless Steel Hairline	EGSHW1475			



EGGM15



EGSM15

13A Socket Outlets

Gold Plated

13A 1 Gang 250V 3-Pin Switched Socket Outlet, Gold Mirror	EGGM15			
13A 1 Gang 250V 3-Pin Switched Socket Outlet, Gold Hairline	EGGH15			
13A 1 Gang 250V 3-Pin Switched Socket Outlet with Neon, Gold Mirror	EGGM15N			
13A 1 Gang 250V 3-Pin Switched Socket Outlet with Neon, Gold Hairline	EGGH15N			
13A 2 Gang 250V 3-Pin Switched Socket Outlet, Gold Mirror	EGGM25			
13A 2 Gang 250V 3-Pin Switched Socket Outlet, Gold Hairline	EGGH25			
13A 2 Gang 250V 3-Pin Switched Socket Outlet with Neon, Gold Mirror	EGGM25N			
13A 2 Gang 250V 3-Pin Switched Socket Outlet with Neon, Gold Hairline	EGGH25N			

Rose Bronze

13A 1 Gang 250V 3-Pin Switched Socket Outlet, Rose Bronze Mirror	EGRM15			
13A 1 Gang 250V 3-Pin Switched Socket Outlet, Rose Bronze Hairline	EGRH15			
13A 1 Gang 250V 3-Pin Switched Socket Outlet with Neon, Rose Bronze Mirror	EGRM15N			
13A 1 Gang 250V 3-Pin Switched Socket Outlet with Neon, Rose Bronze Hairline	EGRH15N			
13A 2 Gang 250V 3-Pin Switched Socket Outlet, Rose Bronze Mirror	EGRM25			
13A 2 Gang 250V 3-Pin Switched Socket Outlet, Rose Bronze Hairline	EGRH25			
13A 2 Gang 250V 3-Pin Switched Socket Outlet with Neon, Rose Bronze Mirror	EGRM25N			
13A 2 Gang 250V 3-Pin Switched Socket Outlet with Neon, Rose Bronze Hairline	EGRH25N			

Stainless Steel

13A 1 Gang 250V 3-Pin Switched Socket Outlet, Stainless Steel Mirror	EGSM15			
13A 1 Gang 250V 3-Pin Switched Socket Outlet, Stainless Steel Hairline	EGSH15			
13A 1 Gang 250V 3-Pin Switched Socket Outlet with Neon, Stainless Steel Mirror	EGSM15N			
13A 1 Gang 250V 3-Pin Switched Socket Outlet with Neon, Stainless Steel Hairline	EGSH15N			
13A 2 Gang 250V 3-Pin Switched Socket Outlet, Stainless Steel Mirror	EGSM25			
13A 2 Gang 250V 3-Pin Switched Socket Outlet, Stainless Steel Hairline	EGSH25			
13A 2 Gang 250V 3-Pin Switched Socket Outlet with Neon, Stainless Steel Mirror	EGSM25N			
13A 2 Gang 250V 3-Pin Switched Socket Outlet with Neon, Stainless Steel Hairline	EGSH25N			

DESCRIPTION	CATALOGUE NUMBER	STD PK	CTN QTY	LIST PRICE
-------------	------------------	--------	---------	------------

Socket Outlets

15A Socket Outlets

Gold Plated



EGGM15/15



EGSM15/15

15A 1 Gang 250V 3-Pin Switched Socket Outlet, Gold Mirror	EGGM15/15			
15A 1 Gang 250V 3-Pin Switched Socket Outlet, Gold Hairline	EGGH15/15			
15A 1 Gang 250V 3-Pin Switched Socket Outlet with Neon, Gold Mirror	EGGM15/15N			
15A 1 Gang 250V 3-Pin Switched Socket Outlet with Neon, Gold Hairline	EGGH15/15N			

Rose Bronze

15A 1 Gang 250V 3-Pin Switched Socket Outlet, Rose Bronze Mirror	EGRM15/15			
15A 1 Gang 250V 3-Pin Switched Socket Outlet, Rose Bronze Hairline	EGRH15/15			
15A 1 Gang 250V 3-Pin Switched Socket Outlet with Neon, Rose Bronze Mirror	EGRM15/15N			
15A 1 Gang 250V 3-Pin Switched Socket Outlet with Neon, Rose Bronze Hairline	EGRH15/15N			

Stainless Steel

15A 1 Gang 250V 3-Pin Switched Socket Outlet, Stainless Steel Mirror	EGSM15/15			
15A 1 Gang 250V 3-Pin Switched Socket Outlet, Stainless Steel Hairline	EGSH15/15			
15A 1 Gang 250V 3-Pin Switched Socket Outlet with Neon, Stainless Steel Mirror	EGSM15/15N			
15A 1 Gang 250V 3-Pin Switched Socket Outlet with Neon, Stainless Steel Hairline	EGSH15/15N			

Sockets & Switches

GAINSBOROUGH SERIES

DESCRIPTION	CATALOGUE NUMBER	STD PK	CTN QTY	LIST PRICE
-------------	------------------	--------	---------	------------

Telecommunications Accessories

TV/FM Coaxial Outlets

Gold Plated

1 Gang F-Connector, Astro, Gold Mirror	EGGM31SF			
1 Gang F-Connector, Astro, Gold Hairline	EGGH31SF			
1 Gang TV Outlet, Gold Mirror	EGGM31TV75			
1 Gang TV Outlet, Gold Hairline	EGGH31TV75			
2 Gang TV Outlet, Gold Mirror	EGGM32TV75			
2 Gang TV Outlet, Gold Hairline	EGGH32TV75			
2 Gang TV Outlet, F-Connector, Gold Mirror	EGGM32TV75SF			
2 Gang TV Outlet, F-Connector, Gold Hairline	EGGH32TV75SF			
1 Gang Coaxial Outlet, Gold Mirror	EGGM31TV75S			
1 Gang Coaxial Outlet, Gold Hairline	EGGH31TV75S			
2 Gang 75 Ohm TV/FM Outlet, Gold Mirror	EGGM32TV75FM			
2 Gang 75 Ohm TV/FM Outlet, Gold Hairline	EGGH32TV75FM			
2 Gang 75 Ohm TV and F-Connector Outlet, Gold Mirror	EGGM32TVSF			
2 Gang 75 Ohm TV and F-Connector Outlet, Gold Hairline	EGGH32TVSF			
1 Gang 75 Ohm TV Outlet, Gold Mirror	EGGM31TV75S			
1 Gang 75 Ohm TV Outlet, Gold Hairline	EGGH31TV75S			
2 Gang 75 Ohm TV Outlet, Gold Mirror	EGGM32TV75S			
2 Gang 75 Ohm TV Outlet, Gold Hairline	EGGH32TV75S			

Rose Bronze

1 Gang TV Outlet, Rose Bronze Mirror	EGRM31TV75			
1 Gang TV Outlet, Rose Bronze Hairline	EGRH31TV75			
2 Gang TV Outlet, Rose Bronze Mirror	EGRM32TV75			
2 Gang TV Outlet, Rose Bronze Hairline	EGRH32TV75			

Stainless Steel

1 Gang F-Connector, Astro, Stainless Steel Mirror	EGSM31SF			
1 Gang F-Connector, Astro, Stainless Steel Hairline	EGSH31SF			
1 Gang TV Outlet, Stainless Steel Mirror	EGSM31TV75			
1 Gang TV Outlet, Stainless Steel Hairline	EGSH31TV75			
2 Gang TV Outlet, Stainless Steel Mirror	EGSM32TV75			
2 Gang TV Outlet, Stainless Steel Hairline	EGSH32TV75			
1 Gang Coaxial Outlet, Stainless Steel Mirror	EGSM31TV75S			
1 Gang Coaxial Outlet, Stainless Steel Hairline	EGSH31TV75S			
2 Gang 75 Ohm TV/FM Outlet, Stainless Steel Mirror	EGSM32TV75FM			
2 Gang 75 Ohm TV/FM Outlet, Stainless Steel Hairline	EGSH32TV75FM			
2 Gang 75 Ohm TV And F-Connector Outlet, Stainless Steel Mirror	EGSM32TVSF			
2 Gang 75 Ohm TV And F-Connector Outlet, Stainless Steel Hairline	EGSH32TVSF			
1 Gang 75 Ohm TV Outlet, Stainless Steel Mirror	EGSM31TV75S			
1 Gang 75 Ohm TV Outlet, Stainless Steel Hairline	EGSH31TV75S			
2 Gang 75 Ohm TV Outlet, Stainless Steel Mirror	EGSM32TV75S			
2 Gang 75 Ohm TV Outlet, Stainless Steel Hairline	EGSH32TV75S			



EGGM31TV75



EGGH31TV75



EGSM31TV75S



EGSH31TV75S

DESCRIPTION	CATALOGUE NUMBER	STD PK	CTN QTY	LIST PRICE
-------------	------------------	--------	---------	------------

Telecommunications Accessories

Telephone and Data Outlets

Gold Plated



EGGM31RJ66



EGGH31RJ66



EGGMW1417



EGGHW1417

1 Gang 6-Wire Telephone Outlet, Gold Mirror	EGGM31RJ64			
1 Gang 6-Wire Telephone Outlet, Gold Hairline	EGGH31RJ64			
2 Gang 6-Wire Telephone Outlet, Gold Mirror	EGGM32RJ64			
2 Gang 6-Wire Telephone Outlet, Gold Hairline	EGGH32RJ64			
1 Gang 6-Wire Telephone Outlet (FCC Standard), Gold Mirror	EGGM31RJ66			
1 Gang 6-Wire Telephone Outlet (FCC Standard), Gold Hairline	EGGH31RJ66			
2 Gang 6-Wire Telephone Outlet (FCC Standard), Gold Mirror	EGGM32RJ66			
2 Gang 6-Wire Telephone Outlet (FCC Standard), Gold Hairline	EGGH32RJ66			
1 Gang 6-Pin (BT) Master Unit Telephone Outlet with Shutter, Gold Mirror	EGGMW1417			
1 Gang 6-Pin (BT) Master Unit Telephone Outlet with Shutter, Gold Hairline	EGGHW1417			
1 Gang Telephone Outlet with Shutter, Gold Mirror	EGGMW1438			
1 Gang Telephone Outlet with Shutter, Gold Hairline	EGGHW1438			
1 Gang 8-Wire 8 Connection RJ Outlet, Gold Mirror	EGGM31RJ88			
1 Gang 8-Wire 8 Connection RJ Outlet, Gold Hairline	EGGH31RJ88			
2 Gang 8-Wire 8 Connection RJ Outlet, Gold Mirror	EGGM32RJ88			
2 Gang 8-Wire 8 Connection RJ Outlet, Gold Hairline	EGGH32RJ88			
1 Gang Telephone Socket, Gold Mirror	EGGM31RJ88SM			
1 Gang 8-Wire 8 Connection RJ45 Data Outlet, Category 5e, Gold Mirror	EGGM31RJ88AB5E			
1 Gang 8-Wire 8 Connection RJ45 Data Outlet, Category 5e, Gold Hairline	EGGH31RJ88AB5E			
2 Gang 8-Wire 8 Connection RJ45 Data Outlet, Category 5e, Gold Mirror	EGGM32RJ88AB5E			
2 Gang 8-Wire 8 Connection RJ45 Data Outlet, Category 5e, Gold Hairline	EGGH32RJ88AB5E			

Rose Bronze

1 Gang 6-Wire Telephone Outlet (FCC Standard), Rose Bronze Mirror	EGRM31RJ66			
1 Gang 6-Wire Telephone Outlet (FCC Standard), Rose Bronze Hairline	EGRH31RJ66			
2 Gang 6-Wire Telephone Outlet (FCC Standard), Rose Bronze Mirror	EGRM32RJ66			
2 Gang 6-Wire Telephone Outlet (FCC Standard), Rose Bronze Hairline	EGRH32RJ66			
1 Gang 6-Pin (BT) Master Unit Telephone Outlet with Shutter, Rose Bronze Mirror	EGRMW1417			
1 Gang 6-Pin (BT) Master Unit Telephone Outlet with Shutter, Rose Bronze Hairline	EGRHW1417			
1 Gang Telephone Outlet with Shutter, Rose Bronze Mirror	EGRMW1438			
1 Gang Telephone Outlet with Shutter, Rose Bronze Hairline	EGRHW1438			
1 Gang 8-Wire 8 Connection RJ Outlet, Rose Bronze Mirror	EGRM31RJ88			
1 Gang 8-Wire 8 Connection RJ Outlet, Rose Bronze Hairline	EGRH31RJ88			
2 Gang 8-Wire 8 Connection RJ Outlet, Rose Bronze Mirror	EGRM32RJ88			
2 Gang 8-Wire 8 Connection RJ Outlet, Rose Bronze Hairline	EGRH32RJ88			

Sockets & Switches

GAINSBOROUGH SERIES

DESCRIPTION	CATALOGUE NUMBER	STD PK	CTN QTY	LIST PRICE
-------------	------------------	--------	---------	------------

Telecommunications Accessories

Telephone and Data Outlets

Stainless Steel

1 Gang 6-Wire Telephone Outlet, Stainless Steel Mirror	EGSM31RJ64			
1 Gang 6-Wire Telephone Outlet, Stainless Steel Hairline	EGSH31RJ64			
2 Gang 6-Wire Telephone Outlet, Stainless Steel Mirror	EGSM32RJ64			
2 Gang 6-Wire Telephone Outlet, Stainless Steel Hairline	EGSH32RJ64			
1 Gang 6-Wire Telephone Outlet (FCC Standard), Stainless Steel Mirror	EGSM31RJ66			
1 Gang 6-Wire Telephone Outlet (FCC Standard), Stainless Steel Hairline	EGSH31RJ66			
2 Gang 6-Wire Telephone Outlet (FCC Standard), Stainless Steel Mirror	EGSM32RJ66			
2 Gang 6-Wire Telephone Outlet (FCC Standard), Stainless Steel Hairline	EGSH32RJ66			
1 Gang 6-Pin (BT) Master Unit Telephone Outlet with Shutter, Stainless Steel Mirror	EGSMW1417			
1 Gang 6-Pin (BT) Master Unit Telephone Outlet with Shutter, Stainless Steel Hairline	EGSHW1417			
1 Gang Telephone Outlet with Shutter, Stainless Steel Mirror	EGSMW1438			
1 Gang Telephone Outlet with Shutter, Stainless Steel Hairline	EGSHW1438			
1 Gang 8-Wire 8 Connection RJ Outlet, Stainless Steel Mirror	EGSM31RJ88			
1 Gang 8-Wire 8 Connection RJ Outlet, Stainless Steel Hairline	EGSH31RJ88			
2 Gang 8-Wire 8 Connection RJ Outlet, Stainless Steel Mirror	EGSM32RJ88			
2 Gang 8-Wire 8 Connection RJ Outlet, Stainless Steel Hairline	EGSH32RJ88			
1 Gang 8-Wire 8 Connection RJ45 Data Outlet Category 5e, Stainless Steel Mirror	EGSM31RJ88AB5E			
1 Gang 8-Wire 8 Connection RJ45 Data Outlet Category 5e, Stainless Steel Hairline	EGSH31RJ88AB5E			
2 Gang 8-Wire 8 Connection RJ45 Data Outlet Category 5e, Stainless Steel Mirror	EGSM32RJ88AB5E			
2 Gang 8-Wire 8 Connection RJ45 Data Outlet Category 5e, Stainless Steel Hairline	EGSH32RJ88AB5E			



EGSM31RJ66



EGSH31RJ66



EGSMW1417



EGSHW1417

DESCRIPTION	CATALOGUE NUMBER	STD PK	CTN QTY	LIST PRICE
Flush Plates				
Gold Plated				
1 Gang Flush Plate, Gold Mirror	EGGM31			
1 Gang Flush Plate, Gold Hairline	EGGH31			
2 Gang Flush Plate, Gold Mirror	EGGM32			
2 Gang Flush Plate, Gold Hairline	EGGH32			
3 Gang Flush Plate, Gold Mirror	EGGM33			
3 Gang Flush Plate, Gold Hairline	EGGH33			
4 Gang Flush Plate, Gold Mirror	EGGM34			
4 Gang Flush Plate, Gold Hairline	EGGH34			
Rose Bronze				
1 Gang Flush Plate, Rose Bronze Mirror	EGRM31			
1 Gang Flush Plate, Rose Bronze Hairline	EGRH31			
2 Gang Flush Plate, Rose Bronze Mirror	EGRM32			
2 Gang Flush Plate, Rose Bronze Hairline	EGRH32			
3 Gang Flush Plate, Rose Bronze Mirror	EGRM33			
3 Gang Flush Plate, Rose Bronze Hairline	EGRH33			
4 Gang Flush Plate, Rose Bronze Mirror	EGRM34			
4 Gang Flush Plate, Rose Bronze Hairline	EGRH34			
Stainless Steel				
1 Gang Flush Plate, Stainless Steel Mirror	EGSM31			
1 Gang Flush Plate, Stainless Steel Hairline	EGSH31			
2 Gang Flush Plate, Stainless Steel Mirror	EGSM32			
2 Gang Flush Plate, Stainless Steel Hairline	EGSH32			
3 Gang Flush Plate, Stainless Steel Mirror	EGSM33			
3 Gang Flush Plate, Stainless Steel Hairline	EGSH33			
4 Gang Flush Plate, Stainless Steel Mirror	EGSM34			
4 Gang Flush Plate, Stainless Steel Hairline	EGSH34			

Sockets & Switches

GAINSBOROUGH SERIES

DESCRIPTION	CATALOGUE NUMBER	STD PK	CTN QTY	LIST PRICE
-------------	------------------	--------	---------	------------

Blank Plates

Gold Plated

1 Gang Blank Plate, Gold Mirror	EGGM31X			
1 Gang Blank Plate, Gold Hairline	EGGH31X			
1 Gang Blank Plate, Gold Mirror	EGGM32X			
1 Gang Blank Plate, Gold Hairline	EGGH32X			
2 Gang Blank Plate, Gold Mirror	EGGM31X2			
2 Gang Blank Plate, Gold Hairline	EGGH31X2			

Rose Bronze

1 Gang Blank Plate, Rose Bronze Mirror	EGRM31X			
1 Gang Blank Plate, Rose Bronze Hairline	EGRH31X			
2 Gang Blank Plate, Rose Bronze Mirror	EGRM31X2			
2 Gang Blank Plate, Rose Bronze Hairline	EGRH31X2			

Stainless Steel

1 Gang Blank Plate, Stainless Steel Mirror	EGSM31X			
1 Gang Blank Plate, Stainless Steel Hairline	EGSH31X			
2 Gang Blank Plate, Stainless Steel Mirror	EGSM31X2			
2 Gang Blank Plate, Stainless Steel Hairline	EGSH31X2			
2 Gang Blank Plate, Stainless Steel Hairline	EGSH32X			
2 Gang Blank Plate, Stainless Steel Mirror	EGSM32X			



EGGM31X



EGGH31X



EGGM31X2



EGGH31X2



EGSM31X



EGSH31X

DESCRIPTION	CATALOGUE NUMBER	STD PK	CTN QTY	LIST PRICE
Flush Switches				
Complete with Surrounds				
100mm x 50mm				
1 Lever, 1-Way Switch, White	S2031/1/2A WE			
1 Lever, 2-Way Switch, White	S2031/2/3A WE			
2 Lever, 1-Way Switch, White	S2032/1/2A WE			
3 Lever, 1-Way Switch, White	S2033/1/2A WE			
4 Lever, 1-Way Switch, White	S2034/1/2A WE			
5 Lever, 1-Way Switch, White	S2035/1/2A WE			
6 Lever, 1-Way Switch, White	S2036/1/2A WE			
1 Lever 1-Way Switch, Desert Sand	S2031/1/2A DS			
1 Lever 1-Way Switch, Soft Grey	S2031/1/2A SG			
1 Lever 1-Way Switch, Cream	S2031/1/2A CM			
1 Lever 1-Way Switch, Black	S2031/1/2A BK			
1 Lever 1-Way Switch, Spitfire Grey	S2031/1/2A SP			
1 Lever 2-Way Switch, Desert Sand	S2031/2/3A DS			
1 Lever 2-Way Switch, Soft Grey	S2031/2/3A SG			
1 Lever 2-Way Switch, Cream	S2031/2/3A CM			
1 Lever 2-Way Switch, Black	S2031/2/3A BK			
1 Lever 2-Way Switch, Spitfire Grey	S2031/2/3A SP			
2 Lever 1-Way Switch, Desert Sand	S2032/1/2A DS			
2 Lever 1-Way Switch, Soft Grey	S2032/1/2A SG			
2 Lever 1-Way Switch, Cream	S2032/1/2A CM			
2 Lever 1-Way Switch, Black	S2032/1/2A BK			
2 Lever 1-Way Switch, Spitfire Grey	S2032/1/2A SP			
3 Lever 1-Way Switch, Desert Sand	S2033/1/2A DS			
3 Lever 1-Way Switch, Soft Grey	S2033/1/2A SG			
3 Lever 1-Way Switch, Cream	S2033/1/2A CM			
3 Lever 1-Way Switch, Black	S2033/1/2A BK			
3 Lever 1-Way Switch, Spitfire Grey	S2033/1/2A SP			
4 Lever 1-Way Switch, Desert Sand	S2034/1/2A DS			
4 Lever 1-Way Switch, Soft Grey	S2034/1/2A SG			
4 Lever 1-Way Switch, Cream	S2034/1/2A CM			
4 Lever 1-Way Switch, Black	S2034/1/2A BK			
4 Lever 1-Way Switch, Spitfire Grey	S2034/1/2A SP			
5 Lever 1-Way Switch, Desert Sand	S2035/1/2A DS			
5 Lever 1-Way Switch, Soft Grey	S2035/1/2A SG			
5 Lever 1-Way Switch, Cream	S2035/1/2A CM			
5 Lever 1-Way Switch, Black	S2035/1/2A BK			
5 Lever 1-Way Switch, Spitfire Grey	S2035/1/2A SP			

Sockets & Switches

FOR
SOUTH AFRICA
MARKET ONLY

S2000 RANGE

DESCRIPTION	CATALOGUE NUMBER	STD PK	CTN QTY	LIST PRICE
-------------	------------------	--------	---------	------------

Flush Switches Complete with Surrounds

100mm x 50mm

6 Lever 1-Way Switch, Desert Sand	S2036/1/2A DS			
6 Lever 1-Way Switch, Soft Grey	S2036/1/2A SG			
6 Lever 1-Way Switch, Cream	S2036/1/2A CM			
6 Lever 1-Way Switch, Black	S2036/1/2A BK			
6 Lever 1-Way Switch, Spitfire Grey	S2036/1/2A SP			
1 Lever, 1-Way Switch, Effect Silver	S2031/1/2A ES			
1 Lever, 1-Way Switch, Champagne Gold	S2031/1/2A CHG			
1 Lever, 1-Way Switch, Graphite Grey	S2031/1/2A GG			
2 Lever, 1-Way Switch, Effect Silver	S2032/1/2A ES			
2 Lever, 1-Way Switch, Champagne Gold	S2032/1/2A CHG			
2 Lever, 1-Way Switch, Graphite Grey	S2032/1/2A GG			
3 Lever, 1-Way Switch, Effect Silver	S2033/1/2A ES			
3 Lever, 1-Way Switch, Champagne Gold	S2033/1/2A CHG			
3 Lever, 1-Way Switch, Graphite Grey	S2033/1/2A GG			
4 Lever, 1-Way Switch, Effect Silver	S2034/1/2A ES			
4 Lever, 1-Way Switch, Champagne Gold	S2034/1/2A CHG			
4 Lever, 1-Way Switch, Graphite Grey	S2034/1/2A GG			
5 Lever, 1-Way Switch, Effect Silver	S2035/1/2A ES			
5 Lever, 1-Way Switch, Champagne Gold	S2035/1/2A CHG			
5 Lever, 1-Way Switch, Graphite Grey	S2035/1/2A GG			
6 Lever, 1-Way Switch, Effect Silver	S2036/1/2A ES			
6 Lever, 1-Way Switch, Champagne Gold	S2036/1/2A CHG			
6 Lever, 1-Way Switch, Graphite Grey	S2036/1/2A GG			

DESCRIPTION	CATALOGUE NUMBER	STD PK	CTN QTY	LIST PRICE
Flush Switches				
Complete with Surrounds				
100mm x 100mm				
1 Lever, 1-Way Switch, White	ST2031/1/2A WE			
2 Lever, 1-Way Switch, White	ST2032/1/2A WE			
3 Lever, 1-Way Switch, White	ST2033/1/2A WE			
4 Lever, 1-Way Switch, White	ST2034/1/2A WE			
5 Lever, 1-Way Switch, White	ST2035/1/2A WE			
6 Lever, 1-Way Switch, White	ST2036/1/2A WE			
1 Lever, 1-Way Switch, Desert Sand	ST2031/1/2A DS			
1 Lever, 1-Way Switch, Soft Grey	ST2031/1/2A SG			
1 Lever, 1-Way Switch, Cream	ST2031/1/2A CM			
1 Lever, 1-Way Switch, Black	ST2031/1/2A BK			
1 Lever, 1-Way Switch, Spitfire Grey	ST2031/1/2A SP			
2 Lever, 1-Way Switch, Desert Sand	ST2032/1/2A DS			
2 Lever, 1-Way Switch, Soft Grey	ST2032/1/2A SG			
2 Lever, 1-Way Switch, Cream	ST2032/1/2A CM			
2 Lever, 1-Way Switch, Black	ST2032/1/2A BK			
2 Lever, 1-Way Switch, Spitfire Grey	ST2032/1/2A SP			
3 Lever, 1-Way Switch, Desert Sand	ST2033/1/2A DS			
3 Lever, 1-Way Switch, Soft Grey	ST2033/1/2A SG			
3 Lever, 1-Way Switch, Cream	ST2033/1/2A CM			
3 Lever, 1-Way Switch, Black	ST2033/1/2A BK			
3 Lever, 1-Way Switch, Spitfire Grey	ST2033/1/2A SP			
4 Lever, 1-Way Switch, Desert Sand	ST2034/1/2A DS			
4 Lever, 1-Way Switch, Soft Grey	ST2034/1/2A SG			
4 Lever, 1-Way Switch, Cream	ST2034/1/2A CM			
4 Lever, 1-Way Switch, Black	ST2034/1/2A BK			
4 Lever, 1-Way Switch, Spitfire Grey	ST2034/1/2A SP			
5 Lever, 1-Way Switch, Desert Sand	ST2035/1/2A DS			
5 Lever, 1-Way Switch, Soft Grey	ST2035/1/2A SG			
5 Lever, 1-Way Switch, Cream	ST2035/1/2A CM			
5 Lever, 1-Way Switch, Black	ST2035/1/2A BK			
5 Lever, 1-Way Switch, Spitfire Grey	ST2035/1/2A SP			

Sockets & Switches

FOR SOUTH AFRICA MARKET ONLY

S2000 RANGE

DESCRIPTION	CATALOGUE NUMBER	STD PK	CTN QTY	LIST PRICE
Flush Switches				
Complete with Surrounds				
100mm x 100mm				
6 Lever, 1-Way Switch, Desert Sand	ST2036/1/2A DS			
6 Lever, 1-Way Switch, Soft Grey	ST2036/1/2A SG			
6 Lever, 1-Way Switch, Cream	ST2036/1/2A CM			
6 Lever, 1-Way Switch, Black	ST2036/1/2A BK			
6 Lever, 1-Way Switch, Spitfire Grey	ST2036/1/2A SP			
1 Lever, 1-Way Switch, Effect Silver	ST2031/1/2A ES			
1 Lever, 1-Way Switch, Champagne Gold	ST2031/1/2A CHG			
1 Lever, 1-Way Switch, Graphite Grey	ST2031/1/2A GG			
2 Lever, 1-Way Switch, Effect Silver	ST2032/1/2A ES			
2 Lever, 1-Way Switch, Champagne Gold	ST2032/1/2A CHG			
2 Lever, 1-Way Switch, Graphite Grey	ST2032/1/2A GG			
3 Lever, 1-Way Switch, Effect Silver	ST2033/1/2A ES			
3 Lever, 1-Way Switch, Champagne Gold	ST2033/1/2A CHG			
3 Lever, 1-Way Switch, Graphite Grey	ST2033/1/2A GG			
4 Lever, 1-Way Switch, Effect Silver	ST2034/1/2A ES			
4 Lever, 1-Way Switch, Champagne Gold	ST2034/1/2A CHG			
4 Lever, 1-Way Switch, Graphite Grey	ST2034/1/2A GG			
5 Lever, 1-Way Switch, Effect Silver	ST2035/1/2A ES			
5 Lever, 1-Way Switch, Champagne Gold	ST2035/1/2A CHG			
5 Lever, 1-Way Switch, Graphite Grey	ST2035/1/2A GG			
6 Lever, 1-Way Switch, Effect Silver	ST2036/1/2A ES			
6 Lever, 1-Way Switch, Champagne Gold	ST2036/1/2A CHG			
6 Lever, 1-Way Switch, Graphite Grey	ST2036/1/2A GG			

DESCRIPTION	CATALOGUE NUMBER	STD PK	CTN QTY	LIST PRICE
Grid Plates				
Complete with Surrounds				
100mm x 50mm				
1 Lever, White	S2031 WE			
2 Lever, White	S2032 WE			
3 Lever, White	S2033 WE			
4 Lever, White	S2034 WE			
5 Lever, White	S2035 WE			
6 Lever, White	S2036 WE			
Blank, White	S2030X WE			
1 Lever, Desert Sand	S2031 DS			
1 Lever, Soft Grey	S2031 SG			
1 Lever, Cream	S2031 CM			
1 Lever, Black	S2031 BK			
1 Lever, Spitfire Grey	S2031 SP			
2 Lever, Desert Sand	S2032 DS			
2 Lever, Soft Grey	S2032 SG			
2 Lever, Cream	S2032 CM			
2 Lever, Black	S2032 BK			
2 Lever, Spitfire Grey	S2032 SP			
3 Lever, Desert Sand	S2033 DS			
3 Lever, Soft Grey	S2033 SG			
3 Lever, Cream	S2033 CM			
3 Lever, Black	S2033 BK			
3 Lever, Spitfire Grey	S2033 SP			
4 Lever, Desert Sand	S2034 DS			
4 Lever, Soft Grey	S2034 SG			
4 Lever, Cream	S2034 CM			
4 Lever, Black	S2034 BK			
4 Lever, Spitfire Grey	S2034 SP			
5 Lever, Desert Sand	S2035 DS			
5 Lever, Soft Grey	S2035 SG			
5 Lever, Cream	S2035 CM			
5 Lever, Black	S2035 BK			
5 Lever, Spitfire Grey	S2035 SP			
6 Lever, Desert Sand	S2036 DS			
6 Lever, Soft Grey	S2036 SG			
6 Lever, Cream	S2036 CM			
6 Lever, Black	S2036 BK			
6 Lever, Spitfire Grey	S2036 SP			

Sockets & Switches

FOR SOUTH AFRICA MARKET ONLY

S2000 RANGE

DESCRIPTION	CATALOGUE NUMBER	STD PK	CTN QTY	LIST PRICE
Grid Plates				
Complete with Surrounds				
100mm x 50mm				
Blank, Desert Sand	S2030X DS			
Blank, Soft Grey	S2030X SG			
Blank, Cream	S2030X CM			
Blank, Black	S2030X BK			
Blank, Spitfire Grey	S2030X SP			
1 Lever				
1 Lever, Effect Silver	S2031 ES			
1 Lever, Champagne Gold	S2031 CHG			
1 Lever, Graphite Grey	S2031 GG			
2 Lever				
2 Lever, Effect Silver	S2032 ES			
2 Lever, Champagne Gold	S2032 CHG			
2 Lever, Graphite Grey	S2032 GG			
3 Lever				
3 Lever, Effect Silver	S2033 ES			
3 Lever, Champagne Gold	S2033 CHG			
3 Lever, Graphite Grey	S2033 GG			
4 Lever				
4 Lever, Effect Silver	S2034 ES			
4 Lever, Champagne Gold	S2034 CHG			
4 Lever, Graphite Grey	S2034 GG			
5 Lever				
5 Lever, Effect Silver	S2035 ES			
5 Lever, Champagne Gold	S2035 CHG			
5 Lever, Graphite Grey	S2035 GG			
6 Lever				
6 Lever, Effect Silver	S2036 ES			
6 Lever, Champagne Gold	S2036 CHG			
6 Lever, Graphite Grey	S2036 GG			
Blank				
Blank, Effect Silver	S2030X ES			
Blank, Champagne Gold	S2030X CHG			
Blank, Graphite Grey	S2030X GG			

DESCRIPTION	CATALOGUE NUMBER	STD PK	CTN QTY	LIST PRICE
Grid Plates				
Complete with Surrounds				
100mm x 100mm				
1 Lever, White	ST2031 WE			
2 Lever, White	ST2032 WE			
3 Lever, White	ST2033 WE			
4 Lever, White	ST2034 WE			
5 Lever, White	ST2035 WE			
6 Lever, White	ST2036 WE			
Blank, White	ST2030X WE			
1 Lever, Desert Sand	ST2031 DS			
1 Lever, Soft Grey	ST2031 SG			
1 Lever, Cream	ST2031 CM			
1 Lever, Black	ST2031 BK			
1 Lever, Spitfire Grey	ST2031 SP			
2 Lever, Desert Sand	ST2032 DS			
2 Lever, Soft Grey	ST2032 SG			
2 Lever, Cream	ST2032 CM			
2 Lever, Black	ST2032 BK			
2 Lever, Spitfire Grey	ST2032 SP			
3 Lever, Desert Sand	ST2033 DS			
3 Lever, Soft Grey	ST2033 SG			
3 Lever, Cream	ST2033 CM			
3 Lever, Black	ST2033 BK			
3 Lever, Spitfire Grey	ST2033 SP			
4 Lever, Desert Sand	ST2034 DS			
4 Lever, Soft Grey	ST2034 SG			
4 Lever, Cream	ST2034 CM			
4 Lever, Black	ST2034 BK			
4 Lever, Spitfire Grey	ST2034 SP			
5 Lever, Desert Sand	ST2035 DS			
5 Lever, Soft Grey	ST2035 SG			
5 Lever, Cream	ST2035 CM			
5 Lever, Black	ST2035 BK			
5 Lever, Spitfire Grey	ST2035 SP			
6 Lever, Desert Sand	ST2036 DS			
6 Lever, Soft Grey	ST2036 SG			
6 Lever, Cream	ST2036 CM			
6 Lever, Black	ST2036 BK			
6 Lever, Spitfire Grey	ST2036 SP			

Sockets & Switches

FOR SOUTH AFRICA MARKET ONLY

S2000 RANGE

DESCRIPTION	CATALOGUE NUMBER	STD PK	CTN QTY	LIST PRICE
Grid Plates				
Complete with Surrounds				
100mm x 100mm				
Blank, Desert Sand	ST2030X DS			
Blank, Soft Grey	ST2030X SG			
Blank, Cream	ST2030X CM			
Blank, Black	ST2030X BK			
Blank, Spitfire Grey	ST2030X SP			
1 Lever				
1 Lever, Effect Silver	ST2031 ES			
1 Lever, Champagne Gold	ST2031 CHG			
1 Lever, Graphite Grey	ST2031 GG			
2 Lever				
2 Lever, Effect Silver	ST2032 ES			
2 Lever, Champagne Gold	ST2032 CHG			
2 Lever, Graphite Grey	ST2032 GG			
3 Lever				
3 Lever, Effect Silver	ST2033 ES			
3 Lever, Champagne Gold	ST2033 CHG			
3 Lever, Graphite Grey	ST2033 GG			
4 Lever				
4 Lever, Effect Silver	ST2034 ES			
4 Lever, Champagne Gold	ST2034 CHG			
4 Lever, Graphite Grey	ST2034 GG			
5 Lever				
5 Lever, Effect Silver	ST2035 ES			
5 Lever, Champagne Gold	ST2035 CHG			
5 Lever, Graphite Grey	ST2035 GG			
6 Lever				
6 Lever, Effect Silver	ST2036 ES			
6 Lever, Champagne Gold	ST2036 CHG			
6 Lever, Graphite Grey	ST2036 GG			
Blank				
Blank, Effect Silver	ST2030X ES			
Blank, Champagne Gold	ST2030X CHG			
Blank, Graphite Grey	ST2030X GG			
Architrave Switches				
With Surrounds				
Architraves, 1 Lever, 1-Way, White	SA2031/1/2A WE			
Architraves, 2 Lever, 1-Way, White	SA2032/1/2A WE			
Architraves, 3 Lever, 1-Way, White	SA2033/1/2A WE			
Architraves, 4 Lever, 1-Way, White	SA2034/1/2A WE			
Mounting Boxes				
1 Module Mounting Box, White	70/1 WE			
2 Module Mounting Box, White	70/2 WE			

DESCRIPTION	CATALOGUE NUMBER	STD PK	CTN QTY	LIST PRICE
Flush 16A Switched Sockets				
100mm x 50mm				
Vertical Single 16A Switched Socket, White	S2015V WE			
Horizontal Single 16A Switched Socket, White	S2015 WE			
Vertical Single 16A Switched Socket, Desert Sand	S2015V DS			
Vertical Single 16A Switched Socket, Soft Grey	S2015V SG			
Vertical Single 16A Switched Socket, Cream	S2015V CM			
Vertical Single 16A Switched Socket, Black	S2015V BK			
Vertical Single 16A Switched Socket, Spitfire Grey	S2015V SP			
Horizontal Single 16A Switched Socket, Desert Sand	S2015 DS			
Horizontal Single 16A Switched Socket, Soft Grey	S2015 SG			
Horizontal Single 16A Switched Socket, Cream	S2015 CM			
Horizontal Single 16A Switched Socket, Black	S2015 BK			
Horizontal Single 16A Switched Socket, Spitfire Grey	S2015 SP			
16A Switched Socket, Effect Silver	S2015 ES			
16A Switched Socket, Champagne Gold	S2015 CHG			
16A Switched Socket, Graphite Grey	S2015 GG			
100mm x 100mm				
Single 16A Switched Socket, White	ST2015 WE			
Double 16A Switched Socket, White	ST2025 WE			
Single 16A Switched Socket, Desert Sand	ST2015 DS			
Single 16A Switched Socket, Soft Grey	ST2015 SG			
Single 16A Switched Socket, Cream	ST2015 CM			
Single 16A Switched Socket, Black	ST2015 BK			
Single 16A Switched Socket, Spitfire Grey	ST2015 SP			
Double 16A Switched Socket, Desert Sand	ST2025 DS			
Double 16A Switched Socket, Soft Grey	ST2025 SG			
Double 16A Switched Socket, Cream	ST2025 CM			
Double 16A Switched Socket, Black	ST2025 BK			
Double 16A Switched Socket, Spitfire Grey	ST2025 SP			
Single 16A Switched Socket, Effect Silver	ST2015 ES			
Single 16A Switched Socket, Champagne Gold	ST2015 CHG			
Single 16A Switched Socket, Graphite Grey	ST2015 GG			
Double 16A Switched Socket, Effect Silver	ST2025 ES			
Double 16A Switched Socket, Champagne Gold	ST2025 CHG			
Double 16A Switched Socket, Graphite Grey	ST2025 GG			

Sockets & Switches

FOR
SOUTH AFRICA
MARKET ONLY

S2000 RANGE

DESCRIPTION	CATALOGUE NUMBER	STD PK	CTN QTY	LIST PRICE
Euro Switched Sockets				
100mm x 50mm				
Euro Switched Socket, White	S2015EU WE			
Euro Switched Socket, Desert Sand	S2015EU DS			
Euro Switched Socket, Soft Grey	S2015EU SG			
Euro Switched Socket, Cream	S2015EU CM			
Euro Switched Socket, Black	S2015EU BK			
Euro Switched Socket, Spitfire Grey	S2015EU SP			
Euro Switched Socket, Effect Silver	S2015EU ES			
Euro Switched Socket, Champagne Gold	S2015EU CHG			
Euro Switched Socket, Graphite Grey	S2015EU GG			
100mm x 100mm				
Euro Combination with 16A Switched Socket	ST2015+EU WE			
Euro Combination with 16A Switched Socket, Desert Sand	ST2015+EU DS			
Euro Combination with 16A Switched Socket, Soft Grey	ST2015+EU SG			
Euro Combination with 16A Switched Socket, Cream	ST2015+EU CM			
Euro Combination with 16A Switched Socket, Black	ST2015+EU BK			
Euro Combination with 16A Switched Socket, Spitfire Grey	ST2015+EU SP			
Euro Combination with 16A Switched Socket, Effect Silver	ST2015+EU ES			
Euro Combination with 16A Switched Socket, Champagne Gold	ST2015+EU CHG			
Euro Combination with 16A Switched Socket, Graphite Grey	ST2015+EU GG			
16A Switched Floor Socket				
75mm x 50mm				
Single 16A Floor Mounted Switched Socket	S2015FS WE			
Trunking Module Grid Plate				
Grid Plate to Accommodate Trunking Modular Sockets	ST2025MOD WE			

DESCRIPTION	CATALOGUE NUMBER	STD PK	CTN QTY	LIST PRICE
<h3>Powerite Range</h3> <h4>Powerite 16A Switched Sockets</h4> <h4>Complete with Surrounds</h4> <h5>100mm x 50mm</h5>				
Left-Hand Diagonal Split Earth (Black)	S2015L WE			
Right-Hand Diagonal Split Earth (Blue)	S2015R WE			
Horizontal Split Earth (Red)	S2015T WE			
<h5>100mm x 100mm</h5>				
Left-Hand Diagonal Split Earth (Black)	ST2015L WE			
Right-Hand Diagonal Split Earth (Blue)	ST2015R WE			
Horizontal Split Earth (Red)	ST2015T WE			
Double Socket Left-Hand Diagonal Split Earth (Black)	ST2025L WE			
Double Socket Right-Hand Diagonal Split Earth (Blue)	ST2025R WE			
Double Socket Horizontal Split Earth (Red)	ST2025T WE			
<h3>60 Amp Isolators</h3> <h5>100mm x 100mm</h5>				
60 Amp Double Pole Isolator, Desert Sand	ST2031D60 DS			
60 Amp Double Pole Isolator, Soft Grey	ST2031D60 SG			
60 Amp Double Pole Isolator, Cream	ST2031D60 CM			
60 Amp Double Pole Isolator, Black	ST2031D60 BK			
60 Amp Double Pole Isolator, Spitfire Grey	ST2031D60 SP			
60 Amp Double Pole Isolator, Effect Silver	ST2031D60 ES			
60 Amp Double Pole Isolator, Champagne Gold	ST2031D60 CHG			
60 Amp Double Pole Isolator, Graphite Grey	ST2031D60 GG			
60 Amp Triple Pole Isolator, Desert Sand	ST2031T60 DS			
60 Amp Triple Pole Isolator, Soft Grey	ST2031T60 SG			
60 Amp Triple Pole Isolator, Cream	ST2031T60 CM			
60 Amp Triple Pole Isolator, Black	ST2031T60 BK			
60 Amp Triple Pole Isolator, Spitfire Grey	ST2031T60 SP			
60 Amp Triple Pole Isolator, Effect Silver	ST2031T60 ES			
60 Amp Triple Pole Isolator, Champagne Gold	ST2031T60 CHG			
60 Amp Triple Pole Isolator, Graphite Grey	ST2031T60 GG			

Sockets & Switches

FOR
SOUTH AFRICA
MARKET ONLY

S2000 RANGE

DESCRIPTION	CATALOGUE NUMBER	STD PK	CTN QTY	LIST PRICE
30 Series Accessories				
16A 1-Way Mech, White	E30/1M			
16A 1-Way Mech, Desert Sand	E30/1M-D DS			
16A 1-Way Mech, Soft Grey	E30/1M-D SG			
16A 1-Way Mech, Cream	E30/1M-D CM			
16A 1-Way Mech, Spitfire Grey	E30/1M-D SP			
16A 1-Way Mech, Black	E30/1M-D BK			
16A 2-Way Mech, White	30/2/3M WE			
16A 2-Way Mech, Desert Sand	30/2/3M DS			
16A 2-Way Mech, Soft Grey	30/2/3M SG			
16A 2-Way Mech, Cream	30/2/3M CM			
16A 2-Way Mech, Spitfire Grey	30/2/3M SP			
16A 2-Way Mech, Black	30/2/3M BK			
10A 2-Way Illuminated Mech, White	30/2/3NM WE			
10A 2-Way Illuminated Mech, Desert Sand	30/2/3NM DS			
10A 2-Way Illuminated Mech, Soft Grey	30/2/3NM SG			
10A 2-Way Illuminated Mech, Cream	30/2/3NM CM			
10A 2-Way Illuminated Mech, Spitfire Grey	30/2/3NM SP			
10A 2-Way Illuminated Mech, Black	30/2/3NM BK			
15A Bell Press Mech, White	30MBP WE			
15A Bell Press Mech, Desert Sand	30MBP DS			
15A Bell Press Mech, Soft Grey	30MBP SG			
15A Bell Press Mech, Cream	30MBP CM			
15A Bell Press Mech, Spitfire Grey	30MBP SP			
15A Bell Press Mech, Black	30MBP BK			
15A Bell Press Mech with Symbol, White	30MBP2 WE			
15A Bell Press Mech with Symbol, Desert Sand	30MBP2 DS			
15A Bell Press Mech with Symbol, Soft Grey	30MBP2 SG			
15A Bell Press Mech with Symbol, Cream	30MBP2 CM			
15A Bell Press Mech with Symbol, Spitfire Grey	30MBP2 SP			
15A Bell Press Mech with Symbol, Black	30MBP2 BK			
15A Illuminated Bell Press Mech, White	30MBPN WE			
15A Illuminated Bell Press Mech, Desert Sand	30MBPN DS			
15A Illuminated Bell Press Mech, Soft Grey	30MBPN SG			
15A Illuminated Bell Press Mech, Cream	30MBPN CM			
15A Illuminated Bell Press Mech, Spitfire Grey	30MBPN SP			
15A Illuminated Bell Press Mech, Black	30MBPN BK			
10A Bell Press Rocker Mech, White	30MBPR WE			
10A Bell Press Rocker Mech, Desert Sand	30MBPR DS			
10A Bell Press Rocker Mech, Soft Grey	30MBPR SG			
10A Bell Press Rocker Mech, Cream	30MBPR CM			
10A Bell Press Rocker Mech, Spitfire Grey	30MBPR SP			
10A Bell Press Rocker Mech, Black	30MBPR BK			
2 Pole 20A Mech, White	30MD20 WE			
2 Pole 20A Mech, Desert Sand	30MD20 DS			
2 Pole 20A Mech, Soft Grey	30MD20 SG			
2 Pole 20A Mech, Cream	30MD20 CM			
2 Pole 20A Mech, Spitfire Grey	30MD20 SP			
2 Pole 20A Mech, Black	30MD20 BK			

DESCRIPTION	CATALOGUE NUMBER	STD PK	CTN QTY	LIST PRICE
30 Series Accessories				
10A Intermediate Mech, White	30MI WE			
10A Intermediate Mech, Desert Sand	30MI DS			
10A Intermediate Mech, Soft Grey	30MI SG			
10A Intermediate Mech, Cream	30MI CM			
10A Intermediate Mech, Spitfire Grey	30MI SP			
10A Intermediate Mech, Black	30MI BK			
Amber Neon Indicator	30NAM			
Blue Neon Indicator	30NBU			
Green Neon Indicator	30NGR			
Red Neon Indicator	30NRD			
Clear Neon Indicator	30NTR			
30-Mech Blanking Plug, White	30P WE			
30-Mech Blanking Plug, Desert Sand	30P DS			
30-Mech Blanking Plug, Soft Grey	30P SG			
30-Mech Blanking Plug, Cream	30P CM			
30-Mech Blanking Plug, Spitfire Grey	30P SP			
30-Mech Blanking Plug, Black	30P BK			
15A 2 Position Rotary Switch, White	30RSM2 WE			
15A 2 Position Rotary Switch, Desert Sand	30RSM2 DS			
15A 2 Position Rotary Switch, Soft Grey	30RSM2 SG			
15A 2 Position Rotary Switch, Cream	30RSM2 CM			
15A 2 Position Rotary Switch, Spitfire Grey	30RSM2 SP			
15A 2 Position Rotary Switch, Black	30RSM2 BK			
15A 3 Position Rotary Switch, White	30RSM3 WE			
15A 3 Position Rotary Switch, Desert Sand	30RSM3 DS			
15A 3 Position Rotary Switch, Soft Grey	30RSM3 SG			
15A 3 Position Rotary Switch, Cream	30RSM3 CM			
15A 3 Position Rotary Switch, Spitfire Grey	30RSM3 SP			
15A 3 Position Rotary Switch, Black	30RSM3 BK			
TV Socket 75 Ohm without Isolation, White	30TV75MS WE			
TV Socket 75 Ohm without Isolation, Desert Sand	30TV75MS DS			
TV Socket 75 Ohm without Isolation, Soft Grey	30TV75MS SG			
TV Socket 75 Ohm without Isolation, Cream	30TV75MS CM			
TV Socket 75 Ohm without Isolation, Spitfire Grey	30TV75MS SP			
TV Socket 75 Ohm without Isolation, Black	30TV75MS BK			
TV Socket 75 Ohm with Isolation, White	30TV75MACF WE			
TV Socket 75 Ohm with Isolation, Desert Sand	30TV75MACF DS			
TV Socket 75 Ohm with Isolation, Soft Grey	30TV75MACF SG			
TV Socket 75 Ohm with Isolation, Cream	30TV75MACF CM			
TV Socket 75 Ohm with Isolation, Spitfire Grey	30TV75MACF SP			
TV Socket 75 Ohm with Isolation, Black	30TV75MACF BK			

Sockets & Switches

FOR
SOUTH AFRICA
MARKET ONLY

S2000 RANGE

DESCRIPTION	CATALOGUE NUMBER	STD PK	CTN QTY	LIST PRICE
30 Series Accessories				
TV Socket 75 Ohm, Loop In-Out, White	30TV75ML20 WE			
TV Socket 75 Ohm, Loop In-Out, Desert Sand	30TV75ML20 DS			
TV Socket 75 Ohm, Loop In-Out, Soft Grey	30TV75ML20 SG			
TV Socket 75 Ohm, Loop In-Out, Cream	30TV75ML20 CM			
TV Socket 75 Ohm, Loop In-Out, Spitfire Grey	30TV75ML20 SP			
TV Socket 75 Ohm, Loop In-Out, Black	30TV75ML20 BK			
Satellite F-Type Connector 75 Ohm, White	30PFM WE			
Satellite F-Type Connector 75 Ohm, Desert Sand	30PFM DS			
Satellite F-Type Connector 75 Ohm, Soft Grey	30PFM SG			
Satellite F-Type Connector 75 Ohm, Cream	30PFM CM			
Satellite F-Type Connector 75 Ohm, Spitfire Grey	30PFM SP			
Satellite F-Type Connector 75 Ohm, Black	30PFM BK			
Cord Grip, White	38HD WE			
Cord Grip, Desert Sand	38HD DS			
Cord Grip, Soft Grey	38HD SG			
Cord Grip, Cream	38HD CM			
Cord Grip, Spitfire Grey	38HD SP			
Cord Grip, Black	38HD BK			
30-Mech Mounting Clip, 1mm, White	F30Z1 WE			
30-Mech Mounting Clip, 1mm, Desert Sand	F30Z1 DS			
30-Mech Mounting Clip, 1mm, Soft Grey	F30Z1 SG			
30-Mech Mounting Clip, 1mm, Cream	F30Z1 CM			
30-Mech Mounting Clip, 1mm, Spitfire Grey	F30Z1 SP			
30-Mech Mounting Clip, 1mm, Black	F30Z1 BK			
30-Mech Mounting Clip, 3mm, White	F30Z3 WE			
30-Mech Mounting Clip, 3mm, Desert Sand	F30Z3 DS			
30-Mech Mounting Clip, 3mm, Soft Grey	F30Z3 SG			
30-Mech Mounting Clip, 3mm, Cream	F30Z3 CM			
30-Mech Mounting Clip, 3mm, Spitfire Grey	F30Z3 SP			
30-Mech Mounting Clip, 3mm, Black	F30Z3 BK			
Telephone Mech, RJ11, White	30RJ64SMT WE			
Telephone Mech, RJ11, Desert Sand	30RJ64SMT DS			
Telephone Mech, RJ11, Soft Grey	30RJ64SMT SG			
Telephone Mech, RJ11, Cream	30RJ64SMT CM			
Telephone Mech, RJ11, Spitfire Grey	30RJ64SMT SP			
Tel/Data Modular Mech Unshuttered Category 5e, RJ11 & RJ45, White	30RJ88SMA5 WE			
Tel/Data Modular Mech Shuttered Category 5e, RJ11 & RJ45, White	30RJ88SMA5SH WE			
Tel/Data Modular Mech Unshuttered Category 6, RJ11 & RJ45, White	30RJ88SMA6 WE			
Tel/Data Modular Mech Shuttered Category 6, RJ11 & RJ45, White	30RJ88SMA6SH WE			
Dimmer Mechanism				
Bell Press Rocker, Dim On/Off, White	30MBPR2D WE			

DESCRIPTION	CATALOGUE NUMBER	STD PK	CTN QTY	LIST PRICE
2 Amp Dimmer Mechanisms				
Leading Edge				
250V-400V Dimmer Mechanism, Blue Incandescent & Wirewound Transformers, White	32E450LM WE			
250V-400V Dimmer Mechanism, Blue Incandescent & Wirewound Transformers, Desert Sand	32E450LM DS			
250V-400V Dimmer Mechanism, Blue Incandescent & Wirewound Transformers, Soft Grey	32E450LM SG			
250V-400V Dimmer Mechanism, Blue Incandescent & Wirewound Transformers, Cream	32E450LM CM			
250V-400V Dimmer Mechanism, Blue Incandescent & Wirewound Transformers, Spitfire Grey	32E450LM SP			
250V-400V Dimmer Mechanism, Blue Incandescent & Wirewound Transformers, Black	32E450LM BK			
Trailing Edge				
250V-300V Dimmer Mechanism, Green Incandescent & Wirewound Transformers, White	32E450TM WE			
250V-300V Dimmer Mechanism, Green Incandescent & Wirewound Transformers, Desert Sand	32E450TM DS			
250V-300V Dimmer Mechanism, Green Incandescent & Wirewound Transformers, Soft Grey	32E450TM SG			
250V-300V Dimmer Mechanism, Green Incandescent & Wirewound Transformers, Cream	32E450TM CM			
250V-300V Dimmer Mechanism, Green Incandescent & Wirewound Transformers, Spitfire Grey	32E450TM SP			
250V-300V Dimmer Mechanism, Green Incandescent & Wirewound Transformers, Black	32E450TM BK			
Ceiling Sweep Fan Controls Complete with Grid Plate				
48" Ceiling Sweep Fan Control, White	2031VF3CA WE			
48" Ceiling Sweep Fan Control, Desert Sand	2031VF3CA DS			
48" Ceiling Sweep Fan Control, Soft Grey	2031VF3CA SG			
48" Ceiling Sweep Fan Control, Cream	2031VF3CA CM			
48" Ceiling Sweep Fan Control, Spitfire Grey	2031VF3CA SP			
48" Ceiling Sweep Fan Control, Black	2031VF3CA BK			
56" Ceiling Sweep Fan Control, White	2031VF3CB WE			
56" Ceiling Sweep Fan Control, Desert Sand	2031VF3CB DS			
56" Ceiling Sweep Fan Control, Soft Grey	2031VF3CB SG			
56" Ceiling Sweep Fan Control, Cream	2031VF3CB CM			
56" Ceiling Sweep Fan Control, Spitfire Grey	2031VF3CB SP			
56" Ceiling Sweep Fan Control, Black	2031VF3CB BK			
S2000 Graphic Surrounds				
100mm x 50mm				
Flush Surround, Walnut Wood	S2000 WW			
Flush Surround, Meranti Wood	S2000 WA			
Flush Surround, Black Pearl	S2000 BP			
Flush Surround, Sun Gold	S2000 GE			
Flush Surround, Silver Mirror	S2000 SE			
100mm x 100mm				
Flush Surround, Walnut Wood	ST2000 WW			
Flush Surround, Meranti Wood	ST2000 WA			
Flush Surround, Black Pearl	ST2000 BP			
Flush Surround, Sun Gold	ST2000 GE			
Flush Surround, Silver Mirror	ST2000 SE			

Sockets & Switches

FOR
SOUTH AFRICA
MARKET ONLY

S2000 RANGE

DESCRIPTION	CATALOGUE NUMBER	STD PK	CTN QTY	LIST PRICE
Telephone/Data Sockets				
Complete with Surrounds				
100mm x 50mm				
6-Wire Telephone Socket (RJ11), White	S2031RJ64SMT WE			
6-Wire Telephone Socket (RJ11), Desert Sand	S2031RJ64SMT DS			
6-Wire Telephone Socket (RJ11), Soft Grey	S2031RJ64SMT SG			
6-Wire Telephone Socket (RJ11), Cream	S2031RJ64SMT CM			
6-Wire Telephone Socket (RJ11), Spitfire Grey	S2031RJ64SMT SP			
6-Wire Telephone Socket (RJ11), Black	S2031RJ64SMT BK			
Telephone/Data Socket Unshuttered, Category 5e (RJ11 & RJ45), White	S2031RJ88SMA5 WE			
Telephone/Data Socket Unshuttered, Category 5e (RJ11 & RJ45), Desert Sand	S2031RJ88SMA5 DS			
Telephone/Data Socket Unshuttered, Category 5e (RJ11 & RJ45), Soft Grey	S2031RJ88SMA5 SG			
Telephone/Data Socket Unshuttered, Category 5e (RJ11 & RJ45), Cream	S2031RJ88SMA5 CM			
Telephone/Data Socket Unshuttered, Category 5e (RJ11 & RJ45), Spitfire Grey	S2031RJ88SMA5 SP			
Telephone/Data Socket Unshuttered, Category 5e (RJ11 & RJ45), Black	S2031RJ88SMA5 BK			
Telephone/Data Socket Shuttered, Category 5e (RJ11 & RJ45), White	S2031RJ88SMA5SH WE			
Telephone/Data Socket Shuttered, Category 5e (RJ11 & RJ45), Desert Sand	S2031RJ88SMA5SH DS			
Telephone/Data Socket Shuttered, Category 5e (RJ11 & RJ45), Soft Grey	S2031RJ88SMA5SH SG			
Telephone/Data Socket Shuttered, Category 5e (RJ11 & RJ45), Cream	S2031RJ88SMA5SH CM			
Telephone/Data Socket Shuttered, Category 5e (RJ11 & RJ45), Spitfire Grey	S2031RJ88SMA5SH SP			
Telephone/Data Socket Shuttered, Category 5e (RJ11 & RJ45), Black	S2031RJ88SMA5SH BK			
Telephone/Data Socket Unshuttered, Category 6 (RJ11 & RJ45), White	S2031RJ88SMA6 WE			
Telephone/Data Socket Unshuttered, Category 6 (RJ11 & RJ45), Desert Sand	S2031RJ88SMA6 DS			
Telephone/Data Socket Unshuttered, Category 6 (RJ11 & RJ45), Soft Grey	S2031RJ88SMA6 SG			
Telephone/Data Socket Unshuttered, Category 6 (RJ11 & RJ45), Cream	S2031RJ88SMA6 CM			
Telephone/Data Socket Unshuttered, Category 6 (RJ11 & RJ45), Spitfire Grey	S2031RJ88SMA6 SP			
Telephone/Data Socket Unshuttered, Category 6 (RJ11 & RJ45), Black	S2031RJ88SMA6 BK			
Telephone/Data Socket Unshuttered, Category 6 (RJ11 & RJ45), White	S2031RJ88SMA6SH WE			
Telephone/Data Socket Unshuttered, Category 6 (RJ11 & RJ45), Desert Sand	S2031RJ88SMA6SH DS			
Telephone/Data Socket Unshuttered, Category 6 (RJ11 & RJ45), Soft Grey	S2031RJ88SMA6SH SG			
Telephone/Data Socket Unshuttered, Category 6 (RJ11 & RJ45), Cream	S2031RJ88SMA6SH CM			
Telephone/Data Socket Unshuttered, Category 6 (RJ11 & RJ45), Spitfire Grey	S2031RJ88SMA6SH SP			
Telephone/Data Socket Unshuttered, Category 6 (RJ11 & RJ45), Black	S2031RJ88SMA6SH BK			

DESCRIPTION	CATALOGUE NUMBER	STD PK	CTN QTY	LIST PRICE
Telephone/Data Sockets				
Complete with Surrounds				
100mm x 100mm				
6-Wire Telephone Socket (RJ11), White	ST2031RJ64SMT WE			
6-Wire Telephone Socket (RJ11), Desert Sand	ST2031RJ64SMT DS			
6-Wire Telephone Socket (RJ11), Soft Grey	ST2031RJ64SMT SG			
6-Wire Telephone Socket (RJ11), Cream	ST2031RJ64SMT CM			
6-Wire Telephone Socket (RJ11), Spitfire Grey	ST2031RJ64SMT SP			
6-Wire Telephone Socket (RJ11), Black	ST2031RJ64SMT BK			
Telephone/Data Socket Unshuttered, Category 5e (RJ11 & RJ45), White	ST2031RJ64SMA5 WE			
Telephone/Data Socket Unshuttered, Category 5e (RJ11 & RJ45), Desert Sand	ST2031RJ64SMA5 DS			
Telephone/Data Socket Unshuttered, Category 5e (RJ11 & RJ45), Soft Grey	ST2031RJ64SMA5 SG			
Telephone/Data Socket Unshuttered, Category 5e (RJ11 & RJ45), Cream	ST2031RJ64SMA5 CM			
Telephone/Data Socket Unshuttered, Category 5e (RJ11 & RJ45), Spitfire Grey	ST2031RJ64SMA5 SP			
Telephone/Data Socket Unshuttered, Category 5e (RJ11 & RJ45), Black	ST2031RJ64SMA5 BK			
Telephone/Data Socket Shuttered, Category 5e (RJ11 & RJ45), White	ST2031RJ88SMA5SH WE			
Telephone/Data Socket Shuttered, Category 5e (RJ11 & RJ45), Desert Sand	ST2031RJ88SMA5SH DS			
Telephone/Data Socket Shuttered, Category 5e (RJ11 & RJ45), Soft Grey	ST2031RJ88SMA5SH SG			
Telephone/Data Socket Shuttered, Category 5e (RJ11 & RJ45), Cream	ST2031RJ88SMA5SH CM			
Telephone/Data Socket Shuttered, Category 5e (RJ11 & RJ45), Spitfire Grey	ST2031RJ88SMA5SH SP			
Telephone/Data Socket Shuttered, Category 5e (RJ11 & RJ45), Black	ST2031RJ88SMA5SH BK			
Telephone/Data Socket Unshuttered, Category 6 (RJ11 & RJ45), White	ST2031RJ88SMA6 WE			
Telephone/Data Socket Unshuttered, Category 6 (RJ11 & RJ45), Desert Sand	ST2031RJ88SMA6 DS			
Telephone/Data Socket Unshuttered, Category 6 (RJ11 & RJ45), Soft Grey	ST2031RJ88SMA6 SG			
Telephone/Data Socket Unshuttered, Category 6 (RJ11 & RJ45), Cream	ST2031RJ88SMA6 CM			
Telephone/Data Socket Unshuttered, Category 6 (RJ11 & RJ45), Spitfire Grey	ST2031RJ88SMA6 SP			
Telephone/Data Socket Unshuttered, Category 6 (RJ11 & RJ45), Black	ST2031RJ88SMA6 BK			
Telephone/Data Socket Unshuttered, Category 6 (RJ11 & RJ45), White	ST2031RJ88SMA6SH WE			
Telephone/Data Socket Unshuttered, Category 6 (RJ11 & RJ45), Desert Sand	ST2031RJ88SMA6SH DS			
Telephone/Data Socket Unshuttered, Category 6 (RJ11 & RJ45), Soft Grey	ST2031RJ88SMA6SH SG			
Telephone/Data Socket Unshuttered, Category 6 (RJ11 & RJ45), Cream	ST2031RJ88SMA6SH CM			
Telephone/Data Socket Unshuttered, Category 6 (RJ11 & RJ45), Spitfire Grey	ST2031RJ88SMA6SH SP			
Telephone/Data Socket Unshuttered, Category 6 (RJ11 & RJ45), Black	ST2031RJ88SMA6SH BK			
Shaver Sockets				
Vertical 4,7VA Shaver Socket, White	S2727V WE			
Vertical 4,7VA Shaver Socket, Desert Sand	S2727V DS			
Vertical 4,7VA Shaver Socket, Soft Grey	S2727V SG			
Vertical 4,7VA Shaver Socket, Cream	S2727V CM			
Vertical 4,7VA Shaver Socket, Spitfire Grey	S2727V SP			
Vertical 4,7VA Shaver Socket, Black	S2727V BK			

Sockets & Switches

FOR SOUTH AFRICA MARKET ONLY

S2000 RANGE

DESCRIPTION	CATALOGUE NUMBER	STD PK	CTN QTY	LIST PRICE
-------------	------------------	--------	---------	------------

Bell Press Switches Complete with Surrounds

100mm x 50mm

Bell Press with Bell Symbol, White	S2031BP2A WE			
Bell Press with Bell Symbol, Desert Sand	S2031BP2A DS			
Bell Press with Bell Symbol, Soft Grey	S2031BP2A SG			
Bell Press with Bell Symbol, Cream	S2031BP2A CM			
Bell Press with Bell Symbol, Spitfire Grey	S2031BP2A SP			
Bell Press with Bell Symbol, Black	S2031BP2A BK			

Illuminated Bell Press, White	S2031BPNA WE			
Illuminated Bell Press, Desert Sand	S2031BPNA DS			
Illuminated Bell Press, Soft Grey	S2031BPNA SG			
Illuminated Bell Press, Cream	S2031BPNA CM			
Illuminated Bell Press, Spitfire Grey	S2031BPNA SP			
Illuminated Bell Press, Black	S2031BPNA BK			

Bell Press Rocker with 'Press' on Toggle, White	S2031BPRA WE			
Bell Press Rocker with 'Press' on Toggle, Desert Sand	S2031BPRA DS			
Bell Press Rocker with 'Press' on Toggle, Soft Grey	S2031BPRA SG			
Bell Press Rocker with 'Press' on Toggle, Cream	S2031BPRA CM			
Bell Press Rocker with 'Press' on Toggle, Spitfire Grey	S2031BPRA SP			
Bell Press Rocker with 'Press' on Toggle, Black	S2031BPRA BK			

Isolators

20 Amp Isolators

100mm x 50mm

20A Double Pole Isolator, White	S2031D20A WE			
20A Double Pole Isolator, Desert Sand	S2031D20A DS			
20A Double Pole Isolator, Soft Grey	S2031D20A SG			
20A Double Pole Isolator, Cream	S2031D20A CM			
20A Double Pole Isolator, Spitfire Grey	S2031D20A SP			
20A Double Pole Isolator, Black	S2031D20A BK			

20A Double Pole Isolator Plus Cord Grip, White	S2032DP20HD WE			
20A Double Pole Isolator Plus Cord Grip, Desert Sand	S2032DP20HD DS			
20A Double Pole Isolator Plus Cord Grip, Soft Grey	S2032DP20HD SG			
20A Double Pole Isolator Plus Cord Grip, Cream	S2032DP20HD CM			
20A Double Pole Isolator Plus Cord Grip, Spitfire Grey	S2032DP20HD SP			
20A Double Pole Isolator Plus Cord Grip, Black	S2032DP20HD BK			

20A Double Pole Isolator Plus Neon, White	S2032DP20N WE			
20A Double Pole Isolator Plus Neon, Desert Sand	S2032DP20N DS			
20A Double Pole Isolator Plus Neon, Soft Grey	S2032DP20N SG			
20A Double Pole Isolator Plus Neon, Cream	S2032DP20N CM			
20A Double Pole Isolator Plus Neon, Spitfire Grey	S2032DP20N SP			
20A Double Pole Isolator Plus Neon, Black	S2032DP20N BK			

DESCRIPTION	CATALOGUE NUMBER	STD PK	CTN QTY	LIST PRICE
Isolators				
20A Isolators Combination				
100mm x 50mm				
20A Double Pole Isolator, White	S2031MD20PB WE			
20A Double Pole Isolator, Desert Sand	S2031MD20PB DS			
20A Double Pole Isolator, Soft Grey	S2031MD20PB SG			
20A Double Pole Isolator, Cream	S2031MD20PB CM			
20A Double Pole Isolator, Spitfire Grey	S2031MD20PB SP			
20A Double Pole Isolator, Black	S2031MD20PB BK			
60 Amp Isolators				
100mm x 100mm				
60A Double Pole Isolator, White	ST2031D60 WE			
60A Double Pole Isolator, Desert Sand	ST2031D60 DS			
60A Double Pole Isolator, Soft Grey	ST2031D60 SG			
60A Double Pole Isolator, Cream	ST2031D60 CM			
60A Double Pole Isolator, Spitfire Grey	ST2031D60 SP			
60A Double Pole Isolator, Black	ST2031D60 BK			
60A Triple Pole Isolator, White	ST2031T60 WE			
60A Triple Pole Isolator, Desert Sand	ST2031T60 DS			
60A Triple Pole Isolator, Soft Grey	ST2031T60 SG			
60A Triple Pole Isolator, Cream	ST2031T60 CM			
60A Triple Pole Isolator, Spitfire Grey	ST2031T60 SP			
60A Triple Pole Isolator, Black	ST2031T60 BK			
TV Sockets				
Complete with Surrounds				
100mm x 50mm				
TV Outlet without Isolation, White	S2031TV75N WE			
TV Outlet with Isolation, White	S2031TV75 WE			
100mm x 100mm				
TV Outlet without Isolation, White	ST2031TV75N WE			
TV Outlet with Isolation, White	ST2031TV75 WE			
TV & FM Sockets				
Complete with Surrounds				
100mm x 100mm				
TV & FM Outlet (1dB Tap) Terminated, White	ST2031/1 WE			
TV & FM Outlet (7dB Tap) Loop Through, White	ST2031/7 WE			
TV & FM Outlet (13dB Tap) Loop Through, White	ST2031/13 WE			
TV & FM Outlet (20dB Tap) Loop Through, White	ST2031/20 WE			
TV & FM Outlet (24dB Tap) Loop Through, White	ST2031/24 WE			

Sockets & Switches

FOR SOUTH AFRICA MARKET ONLY

S2000 RANGE

DESCRIPTION	CATALOGUE NUMBER	STD PK	CTN QTY	LIST PRICE
-------------	------------------	--------	---------	------------

TV, FM & Satellite Sockets Complete with Surrounds

100mm x 100mm

TV & FM Outlet (1dB Tap) Terminated with Satellite Through Connector, White	ST2031S/1 WE			
TV & FM Outlet (7dB Tap) Loop Through with Satellite Through Connector, White	ST2031S/7 WE			
TV & FM Outlet (13dB Tap) Loop Through with Satellite Through Connector, White	ST2031S/13 WE			
TV & FM Outlet (20dB Tap) Loop Through with Satellite Through Connector, White	ST2031S/20 WE			
TV & FM Outlet (24dB Tap) Loop Through with Satellite Through Connector, White	ST2031S/24 WE			

TV, FM & Satellite Sockets with Second TV Loop Complete with Surrounds

100mm x 100mm

TV & FM Outlet (1dB Tap) Terminated with Satellite & Next TV Through Connector, White	ST2031SL/1 WE			
TV & FM Outlet (7dB Tap) Loop Through with Satellite & Next TV Through Connector, White	ST2031SL/7 WE			
TV & FM Outlet (13dB Tap) Loop Through with Satellite & Next TV Through Connector, White	ST2031SL/13 WE			
TV & FM Outlet (20dB Tap) Loop Through with Satellite & Next TV Through Connector, White	ST2031SL/20 WE			
TV & FM Outlet (24dB Tap) Loop Through with Satellite & Next TV Through Connector, White	ST2031SL/24 WE			

S2000 Multi-Gang Combination Units

Wall Box, Cradle & Surround

(2 x 100mm x 50mm) Surround Horizontal, White	S2000H2 WE			
(3 x 100mm x 50mm) Surround Horizontal, White	S2000H3 WE			
(2 x 100mm x 50mm) Surround Vertical, White	S2000V2 WE			
(3 x 100mm x 50mm) Surround Vertical, White	S2000V3 WE			
(2 x 100mm x 100mm) Surround Horizontal, White	ST2000H2 WE			
(3 x 100mm x 100mm) Surround Horizontal, White	ST2000H3 WE			
(2 x 87mm x 87mm) Surround Horizontal, White	E2000H2 WE			
(3 x 87mm x 87mm) Surround Horizontal, White	E2000H3 WE			
(2 x 87mm x 87mm) Surround Vertical, White	E2000V2 WE			
(3 x 87mm x 87mm) Surround Vertical, White	E2000V3 WE			

S2000 Multi-Gang Surrounds

100mm x 50mm

Flush Surround	S2000 WE			
(2 x 100mm x 50mm) Surround Horizontal, White	H2000/2 WE			
(3 x 100mm x 50mm) Surround Horizontal, White	H2000/3 WE			
(2 x 100mm x 50mm) Surround Vertical, White	H2000V2 WE			
(3 x 100mm x 50mm) Surround Vertical, White	H2000V3 WE			

100mm x 100mm

Flush Surround	ST2000 WE			
(2 x 100mm x 100mm) Surround Horizontal, White	ST2000/2 WE			
(3 x 100mm x 100mm) Surround Horizontal, White	ST2000/3 WE			

DESCRIPTION	CATALOGUE NUMBER	STD PK	CTN QTY	LIST PRICE
E2000 Series Multi-Gang Surrounds				
(2 x 87mm x 87mm) Surround Horizontal	E2000/2 WE			
(3 x 87mm x 87mm) Surround Horizontal	E2000/3 WE			
(2 x 87mm x 87mm) Surround Vertical	E2000V2 WE			
(3 x 87mm x 87mm) Surround Vertical	E2000V3 WE			
Wall Box & Cradle				
100mm x 50mm				
Standard Pattern Wall Box	S2156/1			
2 Gang Horizontal	S2156/2			
3 Gang Horizontal	S2156/3			
2 Gang Vertical	S2156V/1			
3 Gang Vertical	S2156V/3			
100mm x 100mm				
2 Gang	ST2156/2			
3 Gang	ST2156/3			
87mm x 87mm				
2 Gang Horizontal	E2156/2			
3 Gang Horizontal	E2156/3			
2 Gang Vertical	E2156V/2			
3 Gang Vertical	E2156V/3			
Couplers				
Wall Box Coupler Vertical Mounting	H2157VC25			
Wall Box Coupler Horizontal Mounting	H2157C25			
S2000 Polycarbonate Extension Boxes				
(100mm x 50mm) Open Back	S2449			
(100mm x 100mm) Open Back	ST2449			
Mounting Brackets & Accessories				
STD Pattern Mounting Wall Board Clip				
Single Gang (12mm)	S154			
Two Gang (12mm)	S154/2			

LX RANGE

DESCRIPTION	CATALOGUE NUMBER	STD PK	CTN QTY	LIST PRICE
-------------	------------------	--------	---------	------------

Flush Switches Module on Cradle 16A

100mm x 50mm

1 Lever 1-Way Switch	1121102			
1 Lever 2-Way Switch	1121002			
2 Lever 1-Way Switch	1122202			
3 Lever 1-Way Side Action Switch	1123302			
1 Lever Bell Push Switch	1121502			

Flush Switched Socket Outlets 16A

(100mm x 50mm) Switched Socket Outlet	1221002			
(100mm x 100mm) Switched Socket Outlet	1241002			
(100mm x 100mm) Duo Switched Socket Outlet	1242002			
(100mm x 100mm) Vertical Duo Switched Socket Outlet	1242202			

Steel Cover Plates

100mm x 50mm

Blank with Cradle, White	1530202			
1 Lever, White	1531102			
2 Lever, White	1532202			
3 Lever Side Action, White	1533302			
(100mm x 50mm) Switched Socket Outlet, White	1531002			
(100mm x 100mm) Blank with Cradle, White	1550202			
(100mm x 100mm) Switched Socket Outlet, White	1551002			
(100mm x 100mm) Duo Switched Socket Outlet, White	1552002			
(100mm x 100mm) Vertical Duo Switched Socket Outlet, White	1552402			

Polycarbonate Cover Plates

100mm x 50mm

Blank with Cradle, White	1520202			
1 Lever, White	1521102			
2 Lever, White	1522202			
3 Lever Side Action, White	1523302			
(100mm x 50mm) Switched Socket Outlet, White	1521002			
(100mm x 100mm) Blank with Cradle, White	1540202			
(100mm x 100mm) Switched Socket Outlet, White	1541002			
(100mm x 100mm) Vertical Duo Switched Socket, White	1542402			

DESCRIPTION	CATALOGUE NUMBER	STD PK	CTN QTY	LIST PRICE
Pre-Packed Switches				
Complete with Steel Cover Plates 16A				
100mm x 50mm				
1 Lever 1-Way Switch, White	1192102PB			
2 Lever 1-Way Switch, White	1192202PB			
Pre-Packed Flush Switched Socket Outlets				
Complete with Steel Cover Plates				
100mm x 100mm				
Single Switched Socket, White	1296102PB			
Vertical Duo Switched Socket, White	1292202PB			
Switch Modules Only (Without Cradle)				
1 Lever 1-Way, White	1161002			
1 Lever 2-Way, White	1162002			
Flush Accessories (Cradle Only)				
1 Lever Vertical Cradle	11510			
2 Lever Cradle	11520			
Combo Units (Module on Cradle)				
1 Lever Switch + Switched Socket Outlet, White	1249102			
Unswitched Socket Outlets 6A				
(100mm x 50mm) 6A Socket on Cradle, White	1322502			
6A Cover Plate, White	1530902			
6A Socket for Conduit Box, White	1362502			
(75mm x 75mm x 48mm) 6A Socket Industrial, White	2332502			
Unswitched Socket Outlets 16A				
(100mm x 50mm) Socket Ribbed (FROS) on Cradle, White	1321002			
(100mm x 50mm) Socket Flat Unswitched (FFOS) on Cradle, White	1323002			
Socket Ribbed (JLE1) No Cradle, White	1365102			

LX RANGE

DESCRIPTION	CATALOGUE NUMBER	STD PK	CTN QTY	LIST PRICE
Industrial Surface				
Switches, 16A				
75mm x 75mm x 48mm				
1 Lever 1-Way, White	2131102			
1 Lever 2-Way, White	2131002			
2 Lever 2 x 1-Way, White	2132202			
Switched Socket Outlets, 16A				
83mm x 119mm x 50mm				
Single Switched Socket Outlet, White	2251002			
Vertical Duo Switched Socket Outlet, White	2252202			
Extension Boxes (Steel)				
100mm x 50mm				
Open Back, White	2280102			
Closed Back, White	2280202			
100mm x 100mm				
Open Back, White	2280302			
Closed Back, White	2280402			
S2000 Extension Boxes (Polycarbonate)				
(100mm x 50mm) Open Back, White	S2449			
(100mm x 100mm) Open Back, White	ST2449			
LX Isolator Range				
Complete with Steel Cover Plates				
100mm x 50mm				
1 Lever Double Pole, White	1626102			
1 Lever Double Pole + Cord Grip, White	1626302			
100mm x 100mm				
30A 1 Lever Double Pole + Cord Grip	1646102			

DESCRIPTION	CATALOGUE NUMBER	STD PK	CTN QTY	LIST PRICE
Flush Isolators				
Complete with Steel Cover Plates				
100mm x 50mm				
30A 2 Pole	1620402			
30A 3 Pole	1620302			
60A 2 Pole	1620202			
60A 3 Pole	1620102			
100mm x 100mm				
30A 2 Pole	1641002			
30A 3 Pole	1640902			
60A 2 Pole	1640802			
60A 3 Pole	1640702			
60A 2 Pole + Pilot Light	1641102			
Complete with Polycarbonate Cover Plates				
30A 2 Pole	1621602			
Industrial Surface Isolators				
75mm x 75mm x 48mm				
30A 2 Pole	2136002			
83mm x 119mm x 50mm				
30A 2 Pole	2653202			
30A 3 Pole	2653302			
60A 2 Pole	2656202			
60A 3 Pole	2656302			
LX Powerite Range				
Unswitched Socket Outlet				
100mm x 50mm				
Socket Ribbed on Cradle (JP2050)	1330103			
Switched Socket Outlets				
100mm x 50mm				
Switched Socket Outlet	1231003			
Powerite Cover Plate (Polycarbonate)	1521003			
Powerite Cover Plate (Steel)	1531003			
100mm x 100mm				
Switched Socket Outlet	1232003			
Powerite Cover Plate (Polycarbonate)	1541003			
Powerite Cover Plate (Steel)	1551003			
Vertical Duo Switched Socket Outlet	1232203			
Vertical Duo Powerite Cover Plate (Polycarbonate)	1542403			
Duo Powerite Cover Plate (Steel)	1552403			
(85mm x 119mm x 50mm) Surface Switched Socket	2271002			

LX RANGE

DESCRIPTION	CATALOGUE NUMBER	STD PK	CTN QTY	LIST PRICE
Rotary Dimmers				
2 Amp Rotary Dimmer				
100mm x 50mm				
Dimmer with Integrated Switch, White	S2031RD500 WE			
Dimmer with Integrated Switch, Desert Sand	S2031RD500 DS			
Dimmer with Integrated Switch, Soft Grey	S2031RD500 SG			
Dimmer with Integrated Switch, Cream	S2031RD500 CM			
Dimmer with Integrated Switch, Spitfire Grey	S2031RD500 SP			
Dimmer with Integrated Switch, Black	S2031RD500 BK			
Dimmer with Integrated Switch & 1 Extra Switch, White	S2032RD500 WE			
Dimmer with Integrated Switch & 1 Extra Switch, Desert Sand	S2032RD500 DS			
Dimmer with Integrated Switch & 1 Extra Switch, Soft Grey	S2032RD500 SG			
Dimmer with Integrated Switch & 1 Extra Switch, Cream	S2032RD500 CM			
Dimmer with Integrated Switch & 1 Extra Switch, Spitfire Grey	S2032RD500 SP			
Dimmer with Integrated Switch & 1 Extra Switch, Black	S2032RD500 BK			
Dimmer with Integrated Switch & 2 Extra Switches, White	S2033RD500 WE			
Dimmer with Integrated Switch & 2 Extra Switches, Desert Sand	S2033RD500 DS			
Dimmer with Integrated Switch & 2 Extra Switches, Soft Grey	S2033RD500 SG			
Dimmer with Integrated Switch & 2 Extra Switches, Cream	S2033RD500 CM			
Dimmer with Integrated Switch & 2 Extra Switches, Spitfire Grey	S2033RD500 SP			
Dimmer with Integrated Switch & 2 Extra Switches, Black	S2033RD500 BK			
Dimmer with Integrated Switch, Effect Silver	S2031RD500 ES			
Dimmer with Integrated Switch, Champagne Gold	S2031RD500 CHG			
Dimmer with Integrated Switch, Graphite Grey	S2031RD500 GG			
Dimmer with Integrated Switch & 1 Extra Switch, Effect Silver	S2032RD500 ES			
Dimmer with Integrated Switch & 1 Extra Switch, Champagne Gold	S2032RD500 CHG			
Dimmer with Integrated Switch & 1 Extra Switch, Graphite Grey	S2032RD500 GG			
Dimmer with Integrated Switch & 2 Extra Switches, Effect Silver	S2033RD500 ES			
Dimmer with Integrated Switch & 2 Extra Switches, Champagne Gold	S2033RD500 CHG			
Dimmer with Integrated Switch & 2 Extra Switches, Graphite Grey	S2033RD500 GG			

DESCRIPTION	CATALOGUE NUMBER	STD PK	CTN QTY	LIST PRICE
Rotary Dimmers				
3.2 Amp Rotary Dimmers				
100mm x 50mm				
Dimmer with Integrated Switch, White	S2031RD800 WE			
Dimmer with Integrated Switch, Desert Sand	S2031RD800 DS			
Dimmer with Integrated Switch Soft Grey	S2031RD800 SG			
Dimmer with Integrated Switch, Cream	S2031RD800 CM			
Dimmer with Integrated Switch Spitfire Grey	S2031RD800 SP			
Dimmer with Integrated Switch, Black	S2031RD800 BK			
Dimmer with Integrated Switch & 1 Extra Switch, White	S2032RD800 WE			
Dimmer with Integrated Switch & 1 Extra Switch, Desert Sand	S2032RD800 DS			
Dimmer with Integrated Switch & 1 Extra Switch, Soft Grey	S2032RD800 SG			
Dimmer with Integrated Switch & 1 Extra Switch, Cream	S2032RD800 CM			
Dimmer with Integrated Switch & 1 Extra Switch, Spitfire Grey	S2032RD800 SP			
Dimmer with Integrated Switch & 1 Extra Switch, Black	S2032RD800 BK			
Dimmer with Integrated Switch & 2 Extra Switches, White	S2033RD800 WE			
Dimmer with Integrated Switch & 2 Extra Switches, Desert Sand	S2033RD800 DS			
Dimmer with Integrated Switch & 2 Extra Switches, Soft Grey	S2033RD800 SG			
Dimmer with Integrated Switch & 2 Extra Switches, Cream	S2033RD800 CM			
Dimmer with Integrated Switch & 2 Extra Switches, Spitfire Grey	S2033RD800 SP			
Dimmer with Integrated Switch & 2 Extra Switches, Black	S2033RD800 BK			
Dimmer with Integrated Switch, Effect Silver	S2031RD800 ES			
Dimmer with Integrated Switch, Champagne Gold	S2031RD800 CHG			
Dimmer with Integrated Switch, Graphite Grey	S2031RD800 GG			
Dimmer with Integrated Switch & 1 Extra Switch, Effect Silver	S2032RD800 ES			
Dimmer with Integrated Switch & 1 Extra Switch, Champagne Gold	S2032RD800 CHG			
Dimmer with Integrated Switch & 1 Extra Switch, Graphite Grey	S2032RD800 GG			
Dimmer with Integrated Switch & 2 Extra Switches, Effect Silver	S2033RD800 ES			
Dimmer with Integrated Switch & 2 Extra Switches, Champagne Gold	S2033RD800 CHG			
Dimmer with Integrated Switch & 2 Extra Switches, Graphite Grey	S2033RD800 GG			

LX RANGE

DESCRIPTION	CATALOGUE NUMBER	STD PK	CTN QTY	LIST PRICE
Tactile Dimmers				
1.6 Amp Tactile Dimmer				
1.6 Amp Dimmer Module, White	1760402			
1.6 Amp Dimmer Module with Tactile Press Mech, White	1760402-TP			
1.6 Amp Dimmer Module with 2 x Press Mech, White	1760402-TP2			
1.6 Amp Dimmer Module with Bell Press Mech, White	1760402-BP			
1.6 Amp Dimmer Module with 2 x Bell Press Mech, White	1760402BP2			
1.6 Amp Dimmer Module with Pre-Wired Press Mech, White	1760402-TPS			
1.6 Amp ALU Tactile Dimmer				
1.6 Amp ALU Dimmer Module	1764501			
1.6 Amp ALU Dimmer Module with Tactile Press Mech	1764501-TP			
1.6 Amp ALU Dimmer Module with 2 x Press Mech	1764501-TP2			
1.6 Amp ALU Dimmer Module with Tactile Press Mech	1764501-BP			
1.6 Amp ALU Dimmer Module with 2 x Tactile Press Mech	1764501-BP2			
2.8 Amp ALU Tactile Dimmer				
2.8 Amp ALU Dimmer Module	1767801			
2.8 Amp ALU Dimmer Module with Tactile Press Mech	1767801-TP			
2.8 Amp ALU Dimmer Module with 2 x Press Mech	1767801-TP2			
2.8 Amp ALU Dimmer Module with Bell Press Mech	1767801-BP			
2.8 Amp ALU Dimmer Module with 2 x Bell Press Mech	1767801-BP2			
Scene Master				
220V Scene Master	E2400E3MCSH			
1200W 250V Power Booster	E2400PB1200			
Fluorescent Interface	E2400AM			
2 Amp Mech Dimmers				
Leading Edge				
250V-400VA Dimmer Mechanism, Blue Incandescent Loads/Wirewound Transformers	32E450LM WE			
Trailing Edge				
250V-300VA Dimmer Mechanism, Green Incandescent Loads/Electronic Transformers	32E450TM WE			
LX Dimmer Range				
2 Amp Rotary Dimmers				
100mm x 50mm				
Dimmer with Integrated Switch	1723002			
Dimmer with Integrated Switch & 1 Extra Switch	1723102			
Dimmer with Integrated Switch & 2 Extra Switches	1723202			
3.2 Amp Rotary Dimmers				
100mm x 50mm				
Dimmer with Integrated Switch	1724002			
Dimmer with Integrated Switch & 1 Extra Switch	1724102			
Dimmer with Integrated Switch & 2 Extra Switches	1724202			

DESCRIPTION	CATALOGUE NUMBER	STD PK	CTN QTY	LIST PRICE
16A Flush Switches Complete with Coverplate				
100mm x 50mm				
1 Lever Switch, White	C1031			
2 Lever Switch, White	C1032			
3 Lever Switch, White	C1033			
16A Bell Press Switches Complete with Coverplate				
100mm x 50mm				
1 Lever Bell Press Switch, White	C1031BP			
2 Lever (1 x 1-Way) (1 x Bell Press), White	C1032BP			
3 Lever (2 x 1-Way) (1 x Bell Press), White	C1033BP			
16A 2-Way Switches Complete with Coverplate				
100mm x 50mm				
1 Lever 2-Way Switch, White	C1031/2			
2 Lever (1 x 1-Way) (1 x 2-Way) Switch, White	C1032/2			
3 Lever (2 x 1-Way) (1 x 2-Way) Switch, White	C1033/2			
16 Amp Switched Sockets Complete with Coverplate				
100mm x 100mm				
Single Switched Socket Outlet, White	C1015			
Double Switched Socket Outlet, White	C1025			
60A 2 Pole Isolator Complete with Coverplate				
100mm x 100mm				
60A 2 Pole Isolator, White	C1031D60			
Blank Cover Plates				
(100mm x 50mm) Blank Cover Plate, White	C1020X			
(100mm x 100mm) Blank Cover Plate, White	C1040X			

Sockets & Switches

FOR
SOUTH AFRICA
MARKET ONLY

MEGA RANGE

DESCRIPTION	CATALOGUE NUMBER	STD PK	CTN QTY	LIST PRICE
-------------	------------------	--------	---------	------------

Flush Switches Complete with Surround

1 Lever 1-Way Switch	S2031L1/2A WE			
1 Lever 2-Way Switch	S2031L2/3A WE			
2 Lever 1-Way Switch	S2032L1/2A WE			
2 Lever 2-Way Switch	S2032L1/3A WE			
3 Lever 1-Way Switch	S2033L1/2A WE			
3 Lever 2-Way Switch	S2033L2/3A WE			

Flush Switches with Neon Complete with Surround

1 Lever 1-Way Switch, Neon	S2031L1/2NA WE			
1 Lever 2-Way Switch, Neon	S2031L2/3NA WE			
2 Lever 1-Way Switch, Neon	S2032L1/2NA WE			
2 Lever 2-Way Switch, Neon	S2032L2/3NA WE			
3 Lever 1-Way Switch, Neon	S2032L1/2NA WE			
3 Lever 2-Way Switch, Neon	S2033L2/3NA WE			

DESCRIPTION	CATALOGUE NUMBER	STD PK	CTN QTY	LIST PRICE
-------------	------------------	--------	---------	------------

Flush Switches

1 Gang

10A 1 Gang 1-Way Switch

ESM31/1/2A

10A 1 Gang 2-Way Switch

ESM31/2/3A

2 Gang

10A 2 Gang 1-Way Switch

ESM32/1/2A

10A 2 Gang 2-Way Switch

ESM32/2/3A

3 Gang

10A 3 Gang 1-Way Switch

ESM33/1/2A

10A 3 Gang 2-Way Switch

ESM33/2/3A

4 Gang

10A 4 Gang 1-Way Switch

ESM34/1/2A

10A 4 Gang 2-Way Switch

ESM34/2/3A

Bell Switches

10A 1 Gang Bell Push Switch with Bell Symbol

ESM31BPA

10A 1 Gang Bell Push Switch Marked "Press"

ESM31/BPRPA

10A 1 Gang Bell Push Switch Marked "Press"

ESM31BPRA/P

10A 2 Gang Push Button Switch with Red/Green Dolly

ESM32BPA

10A 3 Gang Push Button Switch with Neon

ESM33BPAN

Single/Double Pole Switches

Single Pole Switches

20A 1 Gang 2-Way Single Pole Switch

ESM31/20A

20A 2 Gang 2-Way Single Pole Switch with Neon

ESM32/20NA

Double Pole Switches

20A 1 Gang Double Pole Switch

ESM31D20A

20A 2 Gang Double Pole Switch with Neon

ESM32D20NA



ESM31/1/2A



ESM32/1/2A



ESM33/1/2A



ESM34/1/2A



ESM31D20A



ESM32D20NA

Sockets & Switches

ESM METAL SURFACE MOUNT SERIES

DESCRIPTION	CATALOGUE NUMBER	STD PK	CTN QTY	LIST PRICE
-------------	------------------	--------	---------	------------

Telecommunications Accessories

TV/FM Coaxial Outlet

1 Gang TV Outlet	ESM31TV			
1 Gang 75 Ohm TV Outlet	ESM31VTV75 MS			
1 Gang 75 Ohm TV Outlet	ESM31VTV75S MS			



ESM15

Telephone and Data Outlets

1 Gang Telephone Outlet	ESMW1417			
1 Gang Telephone Socket, RJ Outlet	ESM31RJ64			
1 Gang 6-Wire 4 Connection, RJ11 Telephone Outlet	ESM31RJ64SM			
1 Gang 8-Wire 8 Connection, RJ45 Data Outlet, Category 5e	ESM31RJ88AB5E			
2 Gang 8-Wire 8 Connection, RJ45 Data Outlet, Category 5e	ESM32RJ88AB5E			



ESM25

Socket Outlets

13A Socket Outlets

13A 1 Gang Switched Socket Outlet	ESM15			
13A 1 Gang Switched Socket Outlet with Neon	ESM15N			
13A 2 Gang Switched Socket Outlet	ESM25			
13A 2 Gang Switched Socket Outlet with Neon	ESM25N			



ESM15/15

15A Socket Outlet

15A 1 Gang Switched Socket Outlet	ESM15/15			
-----------------------------------	----------	--	--	--



ESM31

Connection Units

25A Connection Unit	ESM31TBA			
13A 1 Gang Fused Connection Unit	ESM31FSA			
13A Fused Connection Unit with 15A Double Pole Switch	ESM32D15FS			
13A Fused Connection Unit with 15A Double Pole Switch with Neon	ESM33D15NFS			



ESM32

Flush Plates

1 Gang Flush Plate	ESM31			
2 Gang Flush Plate	ESM32			
3 Gang Flush Plate	ESM33			
4 Gang Flush Plate	ESM34			



ESM34

Metal Boxes

1 Gang Surface Metal Box	ESM31-6 MS			
1 Gang Back Box	ESM31B			



30/1/2M

DESCRIPTION	CATALOGUE NUMBER	STD PK	CTN QTY	LIST PRICE
Switch Mechanisms				
10A 250V Intermediate Switch Mechanism	30MI			
10A 250V 1-Way Switch Mechanism, White	30/1/2M WE			
10A 250V 1-Way Switch Mechanism, Black	30/1/2M BK			
10A 250V 1-Way Switch Mechanism, Red	30/1/2M RD			
10A 250V 1-Way Switch Mechanism, Grey	30/1/2M GY			
10A 250V 1-Way Switch Mechanism, Cream	30/1/2M CM			
10A 250V 1-Way Switch Mechanism, Soft Grey	30/1/2M SG			
10A 250V 1-Way with Neon Switch Mechanism	30/1NM			
10A 250V 2-Way with Neon Switch Mechanism	30/2NM			
10A 250V 1/2-Way Switch Mechanism, White	30M WE			
10A 250V 1/2-Way Switch Mechanism, Black	30M BK			
10A 250V 1/2-Way Switch Mechanism, Red	30M RD			
10A 250V 1/2-Way Switch Mechanism, Grey	30M GY			
10A 250V 1/2-Way Switch Mechanism, Cream	30M CM			
10A 250V 1/2-Way Switch Mechanism, Soft Grey	30M SG			
15A 2-Way Switch Mechanism	30M15			
10A 250V 3 Positions Low-Off-High Switch Mechanism	39M			
20A 250V 2-Way Switch Mechanism	30M20			
35A 2-Way Switch Mechanism	30M35			
10A 1-Way Double Pole Mechanism	30MD			
10A Double Pole Switch Mechanism	30MD2			
15A Double Pole Switch Mechanism	30MD15			
20A 250V Double Pole Switch Mechanism, White	30MD20 WE			
20A 250V Double Pole Switch Mechanism, Black	30MD20 BK			
20A 250V Double Pole Switch Mechanism, Red	30MD20 RD			
20A 250V Double Pole Switch Mechanism, Grey	30MD20 GY			
20A 250V Double Pole Switch Mechanism, Cream	30MD20 CM			
20A 250V Double Pole Switch Mechanism, Soft Grey	30MD20 SG			
20A Double Pole Switch	30MD20NT			
20A 2-Way Toggle Key Actuated Switch Mechanism	30TKM			
Accessories				
13A Fuse Carrier	30FS			

DESCRIPTION	CATALOGUE NUMBER	STD PK	CTN QTY	LIST PRICE
Bell Switch Mechanisms				
Push Button 15A 4 Terminal (Red, Green)	30MBP			
3A 250V Bell Push Mechanism	30MBP2/3J			
10A 250V Press Button Mechanism	30MBPR/J			
15A 250V Push Button with Neon Mechanism	30MBPN			
15A 440V Bell Push Mechanism	30MBP/J			
10A Bell Press	30/1RBPRPA			
10A Bell Press	30MBPR			
Dimmer Switch Mechanisms				
500W Light Dimmer Mechanism	32V500M/2K			
500W Light Dimmer Mechanism with Knob	32V500FM/K			
500VA Dimmer Control	32V500M			
Remote Dimmer Control Potentiometer Mechanism	30POTFM			
Remote Dimmer Control Potentiometer Mechanism, White	30POTDM WE			
Fan Control Mechanisms				
400VA Fan Control Unit	32V400FM/K			
400V Control Mechanism, White	32V400FM WE			
Knob for Fan, White	32V400-3-1 WE			
Dimmer Knob	32V400-3			
Controller Mechanism	30FAM			
Connection Mechanisms				
Grommet with 25A Terminal Block, White	E38TB WE			
Grommet with 25A Terminal Block, Black	E38TB BK			
Grommet with 25A Terminal Block, Red	E38TB RD			
Grommet with 25A Terminal Block, Grey	E38TB GY			
Grommet with 25A Terminal Block, Cream	E38TB CM			
Grommet with 25A Terminal Block, Soft Grey	E38TB SG			
25A Terminal Block	38TB			
Cord Lock Grommet with Built-in Cable Clamp	38HD			
Hi-Off-Lo 10A Multi Position Switch	39M			



32V500M/2K



32V400FM/K



E38TB

DESCRIPTION	CATALOGUE NUMBER	STD PK	CTN QTY	LIST PRICE
Socket Mechanisms				
TV Coaxial Socket Mechanism, White	30TV75MS WE			
TV Coaxial Socket Mechanism, Black	30TV75MS BK			
TV Coaxial Socket Mechanism, Red	30TV75MS RD			
TV Coaxial Socket Mechanism, Grey	30TV75MS GY			
TV Coaxial Socket Mechanism, Cream	30TV75MS CM			
TV Coaxial Socket Mechanism, Soft Grey	30TV75MS SG			
Rotary Mechanisms				
RJ11 Modular 6-Way 4 Contact Socket Mechanism	30RJ64M			
6-Way 4 Contact Telephone Socket Mechanim, RJ11	30RJ64SM			
6-Way 6 Contact Telephone Socket Mechanim, RJ12	30RJ66SM			
8-Way 6 Contact Telephone Socket Mechanim, RJ45	30RJ88SM			
RJ11 Modular 6-Way 6 Contact Socket Mechanism	30RJ66M			
RJ11 Modular 6-Way 8 Contact Socket Mechanism	30RJ88M			
RJ45 Modular Data Socket Mechanism 568A	30RJ88SMA5			
8-Way 8 Contact RJ45 Socket, Category 5e	30RJ88AB5E			
RJ45 Category 5e Shuttered Modular Data Socket Mechanism 568B	30RJ88SMA5SH			
8-Way 8 Contact RJ45 Socket, Category 5e with Shutter	30RJ88SMB5SH			
RJ45 Category 6 Shuttered Modular Data Socket Mechanism 568B	30RJ88SMA6SH			
265V Metal Oxide Varistor Surge Filter	30SFM			
Other Mechanisms				
E30 and E2000 System Moulded Removable Plug	30P			
750HM with F-Type Connector	30PFM			
Removable Plug 'F-Series', Astro	30PF-1			
250V Transparent Neon Indicator	30N			
250V Green Neon Indicator	30N GN			
250V Red Neon Indicator	30N RD			
Back Mounting Clip Moulded Surround	B30GFZ			
Front Mounting Clip for 1mm Sheet	F30Z1			
Front Mounting Clip for 1.5mm Sheet	F30Z1.5			
Front Mounting Clip for 2mm Sheet	F30Z2			
Front Mounting Clip for 3mm Sheet	F30Z3			
Front Mounting Clip for 4mm Sheet	F30Z4			



30TV75MS



30P

DESCRIPTION	CATALOGUE NUMBER	STD PK	CTN QTY	LIST PRICE
-------------	------------------	--------	---------	------------

Electronic Switches

Sunset Switch

10A Sunset Switch (with Built-in Timer) 115mm - 73mm, IP56	31VSSR			
--	---------------	--	--	--

Motion Control Switches

Infrascan IP66 250V 5A Weatherproof Infrared Detector	750WP			
Infrascan IP66 250V 10A Weatherproof Infrared Detector	750WPR			
Infrascan 250V 2A Infrared Detector	751			
Mounting Base for 751	751MB			
Infrascan 250V 10A Infrared Detector	751R			
Ultrasonic Occupancy Sensor (4.6m - 30m Coverage)	752/135U			
Ultrasonic Occupancy Sensor (12.1m - 12.4m Coverage)	752/225CU			
Ultrasonic/Infrared Occupancy Sensor (15.2m - 15.2m Coverage)	752/225CUI			

DESCRIPTION	CATALOGUE NUMBER	STD PK	CTN QTY	LIST PRICE
Conduits				
20mm PVC Conduit, White	9020WE			
25mm PVC Conduit, White	9025WE			
32mm PVC Conduit, White	9032WE			
20mm PVC Heavy Duty Conduit	9020HD			
25mm PVC Heavy Duty Conduit	9025HD			
32mm PVC Heavy Duty Conduit	9032HD			
16mm PVC Conduit, IEC, White	9016/292			
20mm PVC Conduit, IEC, White	9020/292			
25mm PVC Conduit, IEC, White	9025/292			
32mm PVC Conduit, IEC, White	9032/292			
Corrugated Conduits				
20mm Corrugated Conduit, Grey	9020CM GY			
25mm Corrugated Conduit, Grey	9025CM GY			
32mm Corrugated Conduit, Grey	9032CM GY			
Threaded Male Bushes				
20mm Male Bush	E281/20			
25mm Male Bush	E281/50			
Screwed Couplings				
20mm Screwed Coupling and Male Bush	E258/20 + E281/20			
25mm Screwed Coupling and Male Bush	E258/25 + E281/25			
32mm Screwed Coupling and Male Bush	E258/32 + E281/32			
Joining Couplings				
20mm Joining Coupling	E242/20			
22mm Joining Coupling	E242/25			
32mm Joining Coupling	E242/32			
Conduit Clips				
20mm Conduit Clip	E280/20			
25mm Conduit Clip	E280/25			
32mm Conduit Clip	E280/32			
Flush Mounting Wall Boxes				
1 Gang Box				
1 Gang Wall Box with Brass Insert and Earth, Depth 35mm	E257SBE			
1 Gang Wall Box with Brass Insert, Earth and 20mm Knockouts, Depth 47mm	E257DBE/20			
1 Gang Wall Box with Brass Insert, Earth and 20mm & 25mm Knockouts, Depth 47mm	E257DBE			
2 Gang Wall Box				
2 Gang Wall Box with Brass Insert and Earth, Depth 35mm	ET257BE			
2 Gang Wall Box with Brass Insert and Earth, Depth 47mm	ET257DBE			



9020WE



9020CM GY



E242/20



E280/20



ET257BE

DESCRIPTION	CATALOGUE NUMBER	STD PK	CTN QTY	LIST PRICE
-------------	------------------	--------	---------	------------

Mounting Saddles & Spacers

20mm Saddle & Spacer	E261S20A			
25mm Saddle & Spacer	E261S25A			

Adaptor Boxes

80mm x 80mm x 59mm Adaptor Box	E265/1			
107mm x 107mm x 59mm Adaptor Box	E265/2			
107mm x 107mm x 79mm Adaptor Box	E265/2D			
156mm x 156mm x 59mm Adaptor Box	E265/3			
156mm x 156mm x 82mm Adaptor Box	E265/3D			
225mm x 225mm x 84mm Adaptor Box	E265/4			



E265/1



E240/20/1DPE

20mm Junction Boxes

Without Lid

1-Way Junction Box	E240/20/1			
2-Way Junction Box	E240/20/2			
2-Way Junction Box, Angled	E240/20/2A			
3-Way Junction Box	E240/20/3			
4-Way Junction Box	E240/20/4			

25mm Junction Boxes

Without Lid

1-Way Junction Box	E240/25/1			
2-Way Junction Box	E240/25/2			
2-Way Junction Box, Angled	E240/25/2A			
3-Way Junction Box	E240/25/3			
4-Way Junction Box	E240/25/4			

Junction Box Lid

PVC Junction Box Lid	E240L			
----------------------	-------	--	--	--

Round Junction Boxes

20mm 1-Way Deep Round Junction Box	E240/20/1DPE			
20mm 2-Way Deep Round Junction Box	E240/20/2DPE			
20mm 2-Way Angle Deep Round Junction Box	E240/20/2ADPE			
20mm 3-Way Deep Round Junction Box	E240/20/3DPE			
20mm 4-Way Deep Round Junction Box	E240/20/4DPE			

DESCRIPTION	CATALOGUE NUMBER	STD PK	CTN QTY	LIST PRICE
-------------	------------------	--------	---------	------------

Other Accessories

Metal Wall Boxes

35mm Deep Box	E157			
20mm Wall Box Coupler	E157C20			
25mm Wall Box Coupler	E157C25			
Nut for Conceal Box	E157C20BK			
Nut for Conceal Box	E157C25BK			
35mm Deep Box with Earth Terminal	E157E			
Twin Gang Flush Metal Box	ET157			
Twin Gang Flush Metal Box, Deep	ET157D			
Twin Gang Deep Mounting Box with Earth	ET157DE			
Australian/US Standard Wall Box (for 31V1000)	157/1			
2 Gang Mounting Box for AS Accessories	157/2			
Miniature Wall Box (for 31)	158			
Wall Box for 1 Gang Architrave Switch	158WE			
1 Gang Deep Wide Wall Box	164			
2 Gang Deep Wide Wall Box	164/2			

Surface Mounted Boxes

Australian/US Standard 1 Gang Surface Mounting Box	238			
1 Gang Box 35mm Depth	E238			
35mm Deep Surface Mounting Box with Earth Terminal	E238E			
2 Gang Surface Mount Polycarbonate Wall Box (for 2 Seperate 1 Gang)	E238/2			
35mm Deep Surface Mounting Box with 4 Lockouts (20mm)	E238/20			
35mm Deep Surface Mounting Box with 3 Lockouts and 1 Entry (20mm)	E238/20H			
2 Gang Surface Mounting Box	ET238			
2 Gang Surface Mounting Box	ET238E			
Surface Mounting Box (for Shaver Outlet)	ET238D			
1 Gang Flush Moulded Mounting Box	E257			
2 Gang Flush Moulded Mounting Box	ET257			
108mm x 108mm x 76mm PVC Adaptable Box	265/3GY			
163mm x 108mm x 81mm PVC Adaptable Box	265/4GY			
221mm x 108mm x 81mm PVC Adaptable Box	265/5GY			
25mm Glands for Corrg Conduits	279C25GY			
Mounting Block (for Architrave Switches)	70/1			
Mounting Block (for 32)	70/2			
Mounting Block (for 33)	70/3			
Mounting Block (for EA2031, EA2032)	E70/2			
Mounting Block (for EA2033, EA2034)	E70/4			



E157E



238

DESCRIPTION	CATALOGUE NUMBER	STD PK	CTN QTY	LIST PRICE
Wilco 1200 Series				
20A Switch 250V				
1 Gang 20A Double Pole Switch	W1220			
1 Gang 20A Double Pole Switch - Water Heater	W1220WH			
1 Gang 20A Double Pole Switch with Neon	W1220N			
1 Gang 20A Double Pole Switch with Neon - Air Conditioner	W122N AC			
1 Gang 20A Double Pole Switch with Neon - Water Heater	W1220N WH			
1 Gang 1-Way 6A Switch	W1280			
1 Gang 1-Way 6A Bell Switch	W1280B			
1 Gang 1-Way 6A Switch with Neon	W1280N			
1 Gang 2-Way 6A Switch	W1281			
1 Gang 2-Way 6A Switch with Neon	W1281N			
2 Gang 2-Way 6A Switch	W1282			
2 Gang 1-Way 6A Switch	W1282/0			
3 Gang 2-Way 6A Switch	W1283			
3 Gang 1-Way 6A Switch	W1283/0			
4 Gang 2-Way 6A Switch	W1284			
4 Gang 1-Way 6A Switch	W1284/0			
1 Gang 6A Intermediate Switch	W1285			
6 Gang 2-Way 6A Switch	W1286			
Sockets, 250V				
1 Gang 13A Socket	W1260			
1 Gang 5A Socket	W1264			
1 Gang 15A Socket	W1266			
Twin Gang 13A Socket	W1268			
Switched Sockets, 250V				
1 Gang 13A Switched Socket	W1261			
1 Gang 13A Switched Socket with Neon	W1261N			
Twin Gang 13A Switched Socket	W1262			
1 Gang 13A Switched Socket with Neon	W1262N			
1 Gang 5A Switched Socket	W1265			
1 Gang 5A Switched Socket with Neon	W1265N			
1 Gang 15A Switched Socket	W1267			
1 Gang 15A Switched Socket with Neon	W1267N			
1 Gang 13A Switched Socket Less Enclosure	W1661LE			
3 Gang Surface moulded Box for Mini Socket	W1603			

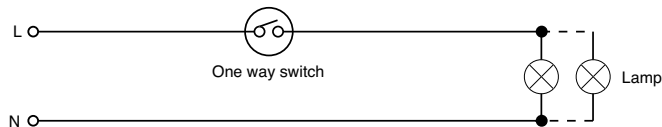
DESCRIPTION	CATALOGUE NUMBER	STD PK	CTN QTY	LIST PRICE
Wilco 1300 & 1400 Series				
Underfloor Switched Sockets, 250V				
1 Gang 13A Switched Socket, Side Entry	W1461 UF			
1 Gang 13A Switched Socket with Neon, Side Entry	W1461N UF			
1 Gang 13A Switched Socket with Red Dolly, Side Entry	W1461RDWE UF			
Twin Gang 13A Switched Socket, Side Entry	W1462 UF			
Twin Gang 13A Switched Socket with Neon, Side Entry	W1462N UF			
Twin Gang 13A Switched Socket with Red Dolly, Side Entry	W1438RDWE UF			
1 Gang 13A Switched Socket, Bottom Entry	W1461 LP			
1 Gang 13A Switched Socket with Neon, Bottom Entry	W1461N LP			
1 Gang 13A Switched Socket with Red Dolly, Bottom Entry	W1461RDWE LP			
Twin Gang 13A Switched Socket, Bottom Entry	W1462 LP			
Twin Gang 13A Switched Socket with Neon, Bottom Entry	W1462N LP			
Twin Gang 13A Switched Socket with Red Dolly, Bottom Entry	W1438RDWE LP			
Floor Switched Sockets, 250V				
1 Gang 13A Floor Switched Socket with Stainless Steel Cover	FSW1461 SS			
2 Gang 13A Floor Switched Socket with Stainless Steel Cover	FSW146 SS			
Metalclad Switches, 250V				
1 Gang 1-Way 6A Switch	W1380			
1 Gang 1-Way 6A Switch	W1381			
2 Gang 1-Way 6A Switch	W1382			
2 Gang 1-Way 6A Switch	W1382/0			
3 Gang 1-Way 6A Switch	W1383			
3 Gang 1-Way 6A Switch	W1383/0			
1 Gang 6A Intermediate Switch	W1385			
Metalclad Switched Sockets, 250V				
1 Gang 13A Switched Socket	W1361			
1 Gang 13A Switched Socket with Neon	W1361N			
Twin Gang 13A Switched Socket	W1362			
Twin Gang 13A Switched Socket with Neon	W1362N			
1 Gang 15A Switched Socket	W1367			
1 Gang 15A Switched Socket with Neon	W1367N			

Technical Information

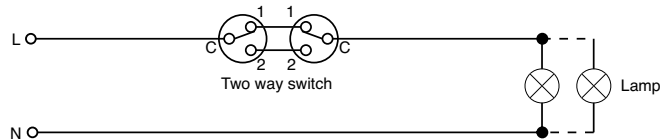
FLUSH SWITCHES

Flush Switches

1. ONE WAY WIRING DIAGRAM

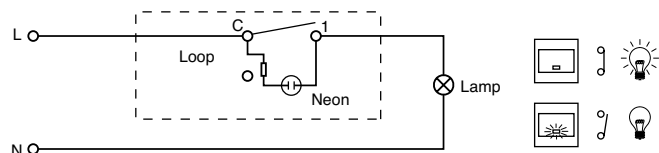


2. TWO WAY WIRING DIAGRAM

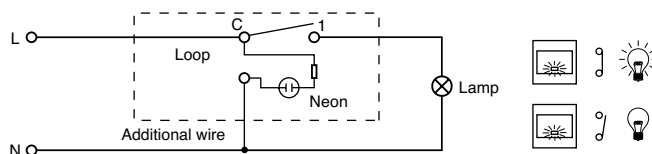


One Way Circuit with Neon Indicator

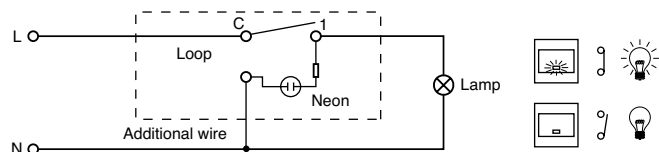
1. NEON AS ORIENTATING INDICATOR



2. NEON ALWAYS ON

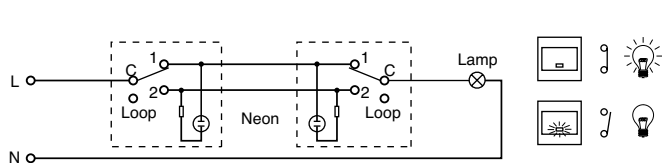


3. NEON AS OUTPUT INDICATOR

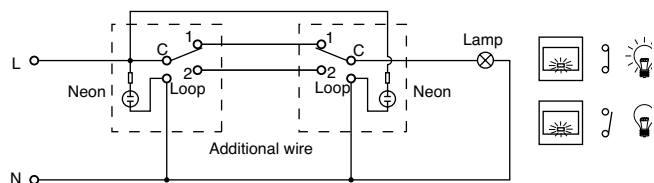


Two Way Circuit with Neon Indicator

1. NEON AS ORIENTATING INDICATOR

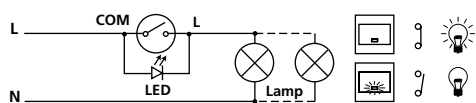


2. NEON ALWAYS ON

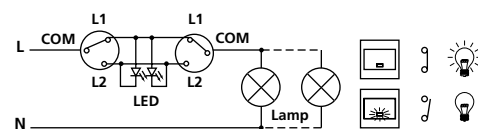


Circuit with LED Locator

2. ONE WAY CIRCUIT WITH LED LOCATOR



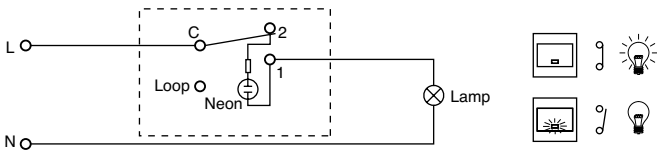
2. TWO WAY CIRCUIT WITH LED LOCATOR



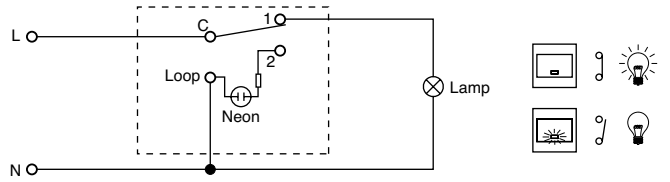
FLUSH SWITCHES

Two Way Switch Connected in One Way Circuit

1. NEON AS ORIENTATING INDICATOR

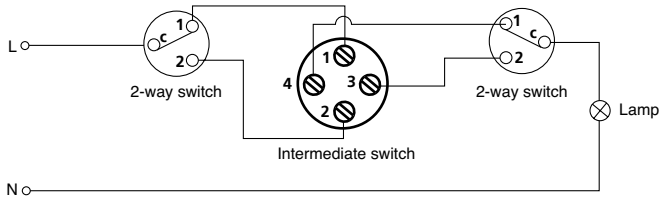


2. NEON AS ORIENTATING INDICATOR



Intermediate Switch

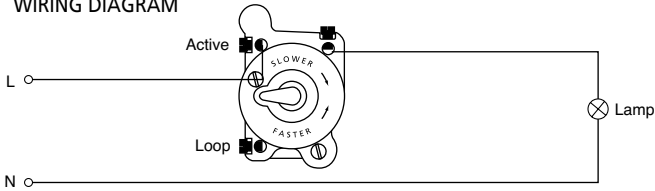
WIRING DIAGRAM



Use this intermediate switch for a 3-way switching design only and in accordance with the above-mentioned schematic wiring. We do not recommend using it in any other applications, as it changes the polarity of a circuit that may cause danger to life and/or damage to appliances.

Pneumatic Time Delay Switch

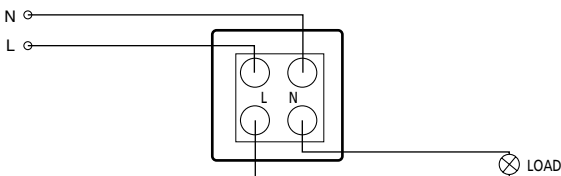
WIRING DIAGRAM



Turn on the timer by pressing the button in. The switch will stay on until the button returns out and the time delay can be adjusted from 2 to 10 minutes. For adjustment, carefully rotate arm at rear of switch by small increments.

Double Pole Switch

WIRING DIAGRAM

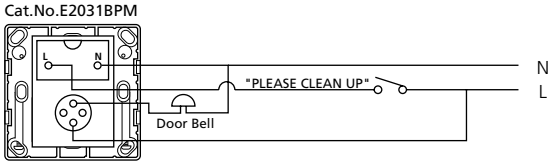


FLUSH SWITCHES

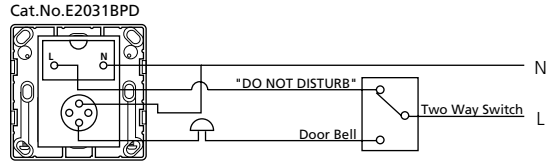
Hotel SKUs

WIRING DIAGRAM

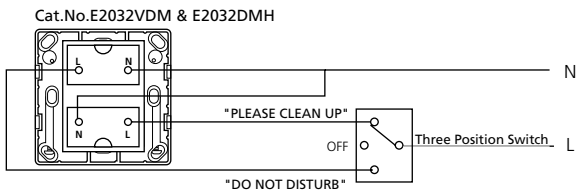
1 - Bell push switch with illuminated "Please Clean Up" symbol



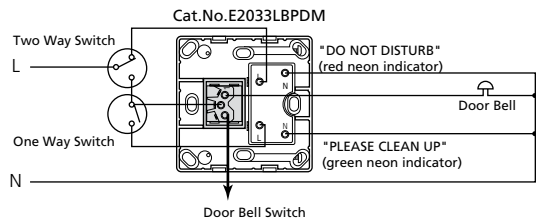
3 - Bell push switch with illuminated "Do Not Disturb" symbol



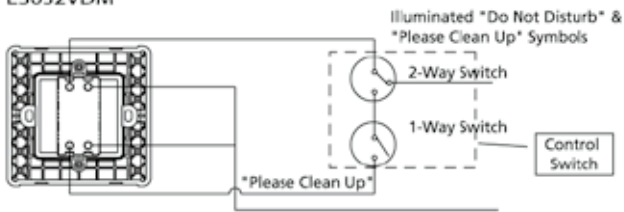
2 - Illuminated "Do Not Disturb" & "Please Clean Up" symbol



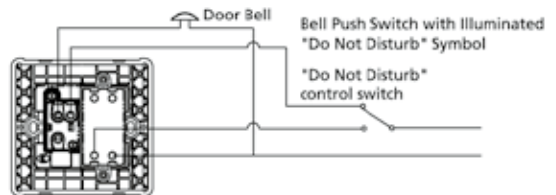
4 - Entrance Bell Press & Message Panel



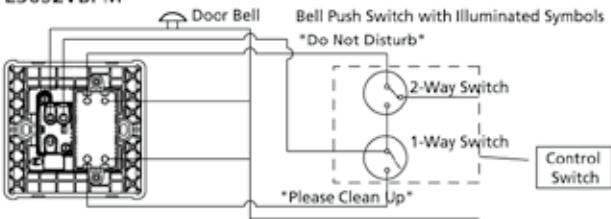
E3032VDM



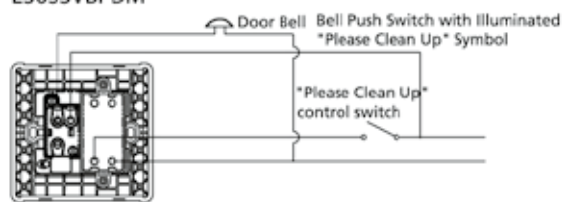
E3032VBDP



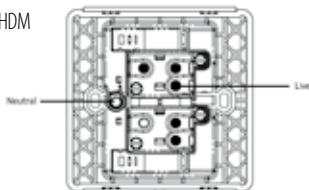
E3032VBPM



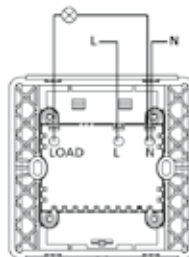
E3033VBPD



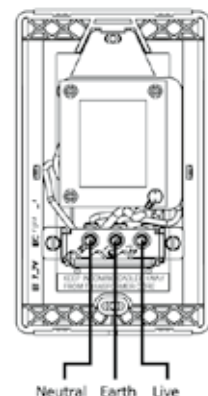
E3032HDM



E3031EKTH



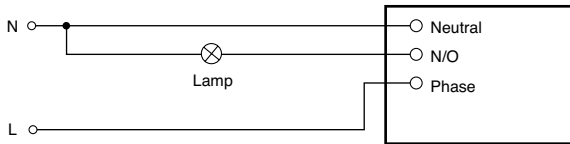
ET3727V



ELECTRONIC SWITCHES

Electronic Time Delay Switches

WIRING DIAGRAM



TIME DELAY ADJUSTMENT

Trim Pot adjustment - the time delay is adjusted from the minimum position to the maximum position in the clockwise direction.

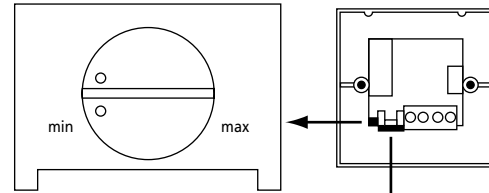
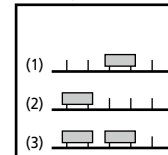


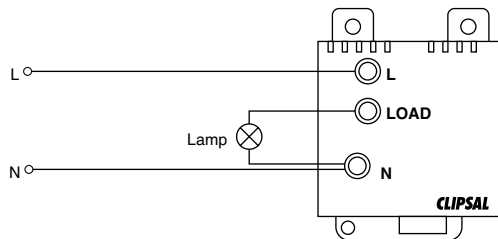
Figure	E2031ETRF60	E2031ETRF720
(1)	1-5min	1-3hours
(2)	4-20min	2-6hours
(3)	15-60min	4-12hours



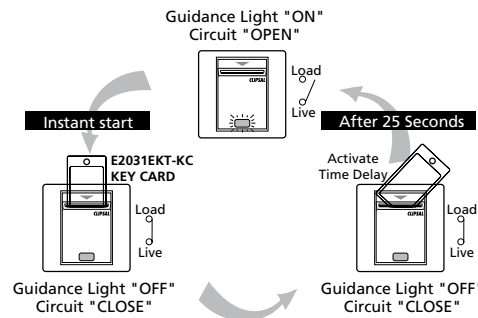
Movable Link Arrangement - the unit is factory set at the smallest time range. To achieve different time ranges, rearranges the links as shown above.

Electronic Key Card Switch

WIRING DIAGRAM

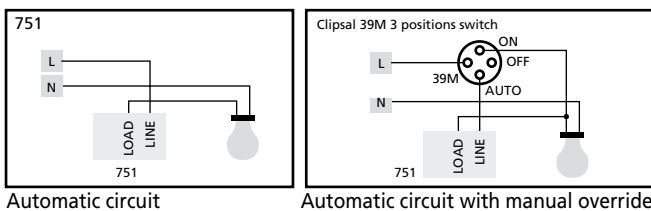


OPERATION

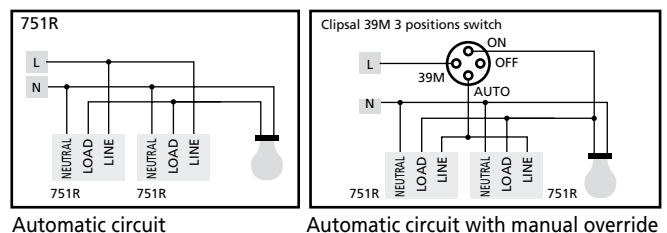


Infrared Detector (Ceiling Mount)

1. 751 wiring diagram

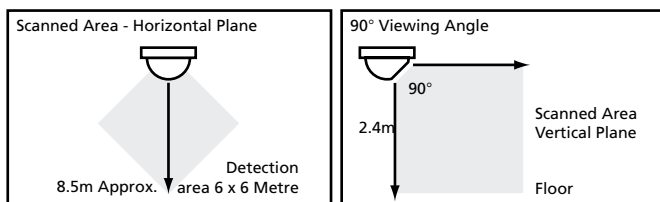


2. 751R wiring diagram



751 series detectors are automatic light switches that instantly activate lighting in response to body movement within specified detection zone. Once the area is vacated, the same lights are turn off after adjustable time delay period. 751R is designed for link up operation to enlarge the detection field.

Detection area



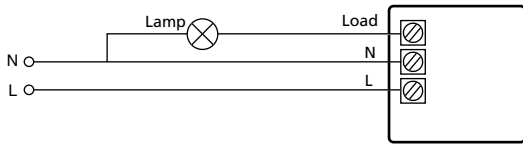
SPECIFICATIONS

Cat. no.	751	751R
Voltage	192 - 264V ac 50Hz	
Max. load current	2A	10A
Min. load current	40mA	-
Detection method	Passive infrared detection of thermal radiation	
Load type	Incandescent & fluorescent loads	
Time delay	5sec. - 20min. (adjustable)	
Detection area	6x6m, 90° from sensor head (Rotatable though 120° when installed)	
Installation height	2.4m with sensor head vertical	
Standby current	2mA	
Operation light level	Full light to below 1 lux	

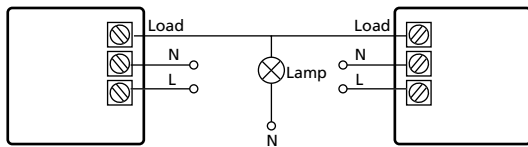
ELECTRONIC SWITCHES

Motion Control Switch

Three-wire switch wiring diagram
One way wiring

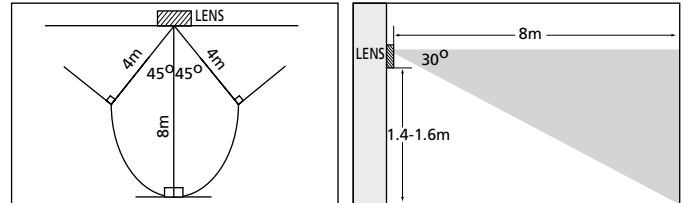


Multi-point control



The motion control switch is an automatic light switch that instantly activates lighting in response to body movement within specified detection zone. Once the area is vacated, the same lights are turned off after adjustable time delay period. Motion sensor will be deactivated when the manual override button is pushed to "DOWN" position and the lights will be continuously switched on. The sensor can detect the environmental brightness level and adjust to turn on with specified ambient light level.

Detection area

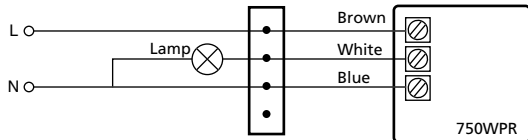


SPECIFICATIONS

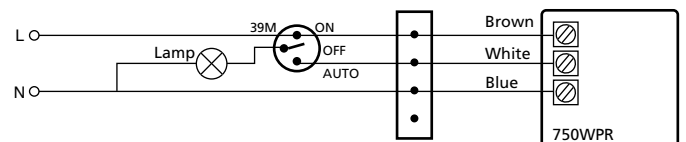
Cat. no.	E2751
Voltage	220 - 240V ac 50Hz
Power rating	1000VA
Load type	Incandescent & fluorescent loads load
Standby current	around 30mA
Detection method	Passive infrared detection of thermal radiation
Switch-off time delay	18-220 sec. (± 35%)
Operating lighting level	10-500 lux ±20%
Detection range	Horizontal range : 8m at 90° to 4m at ±45° Vertical range : 8m at 0° to 30°
Installation height	1.4 to 1.6m, height that moving bodies each

Weather Proof Infrared Detector

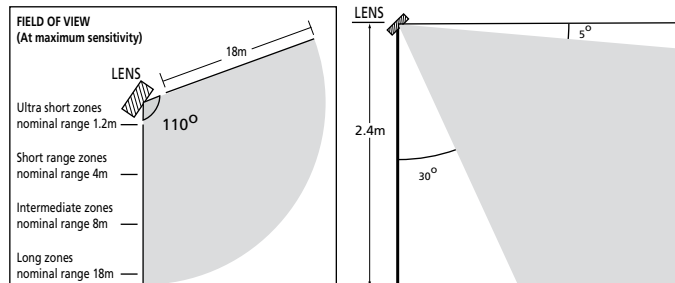
WIRING DIAGRAM
Automatic Circuit



Automatic Circuit with manual override



Detection area



Fields of view-top elevation

Fields of side elevation

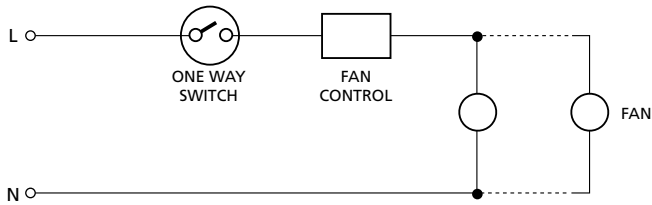
Specification

Cat. no.	750WPR
Voltage	200-265V ac 50Hz
Max. load current	10A
IP protection rating	IP66
Detection method	Passive infrared detection of thermal radiation
Detection range	18m radius x 110°
Installation height	2.4m with sensor head vertical
Time delay	5 sec. - 8 min. (adjustable)
Operating light level	Full light to below 1 lux

FAN CONTROL SWITCH

Fan Control

WIRING DIAGRAM



Clipsal fan controller is a solid state unit, designed to provide smooth speed variations from full to slow on most fans. Fan speed can be dialed to suite any condition. Full speed for efficient exhaust of stale air or steam in kitchens and bathroom. Otherwise, dialed down low for constant, quiet circulation and change of fresh air.

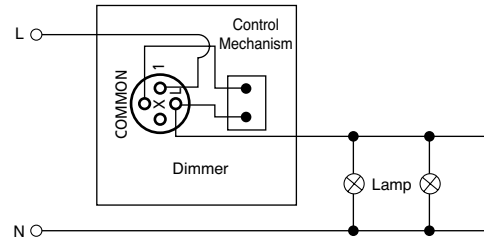
Any number of fans may connect in parallel up to total loading of 400VA. Only similar types of fans should be connected in parallel to minimize the possibility of resultant variable speeds.

DIMMER SWITCHES

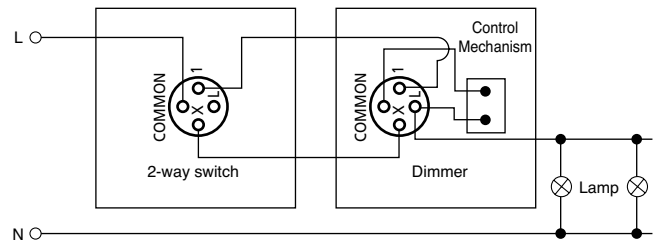
500W Dimmer Switch

WIRING DIAGRAM

1. ONE WAY WIRING DIAGRAM



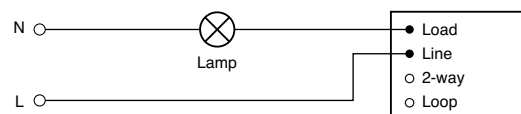
2. TWO WAY WIRING DIAGRAM



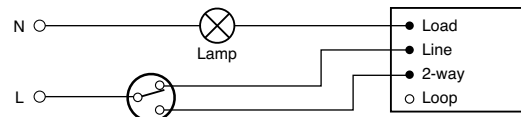
1000W Dimmer Switch

WIRING DIAGRAM

1. ONE WAY WIRING DIAGRAM



2. TWO WAY WIRING DIAGRAM

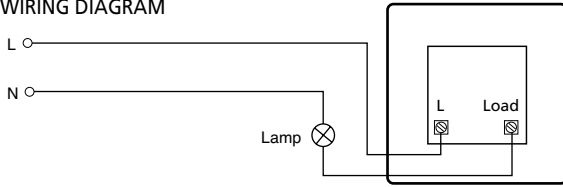


This dimmer is designed to control incandescent loads from 60W to 1000W maximum. Switching the dimmer on & off is by pushing the knob, brightness is adjusted by rotation of the control knob - clockwise for bright and anti-clockwise for dim.

DIMMER SWITCHES

Fused Dimmer Switch

WIRING DIAGRAM



A large control knob of the dimmer allows simple operation by combining together the function of light level adjustment and on/off switch. Besides, the dimmer is fuse protected to prevent device damage from overcurrent fault.

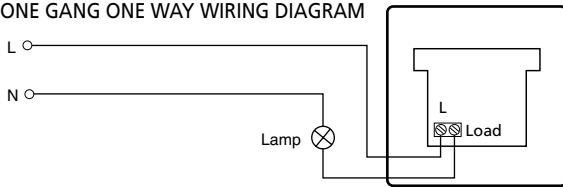
SPECIFICATIONS

Cat. no.	E1031V600	E1031VE400
Voltage	220 - 240V a.c.	
Power Rating	40-600W	60-400W
Load type	Incandescent lamp only	
Dimension	87x87x40mm	87x87x50mm
Operation temperature	0-35°C	
EMC Compliance	No	Yes

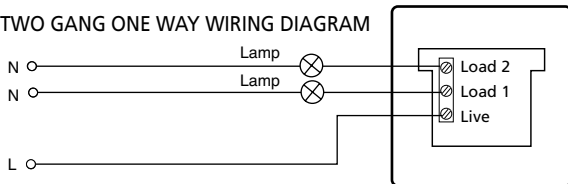
Electronic Dimmer Switch

WIRING DIAGRAM

ONE GANG ONE WAY WIRING DIAGRAM



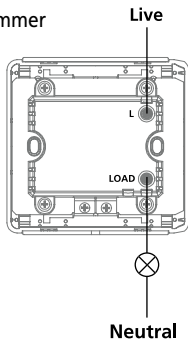
TWO GANG ONE WAY WIRING DIAGRAM



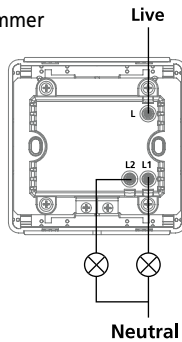
SPECIFICATIONS

Cat. no.	E2031LPD600	E2032LPD400
Description	1G Dimmer	2G Dimmer
Voltage	200-250V a.c. 50/60Hz	
Power Rating	40-600W	40-400W x 2 channels
Load type	Incandescent lamp only	
Standby Current	≤13mA	
Dimension	87x87x40mm	87x87x50mm
Mounting Wall Box	25mm deep or above	35mm deep or above
Operating Temperature	0-35°C	0-30°C
Compliance	BS5518	

E3031HD
1 Gang Dimmer



E3032HD
2 Gang Dimmer



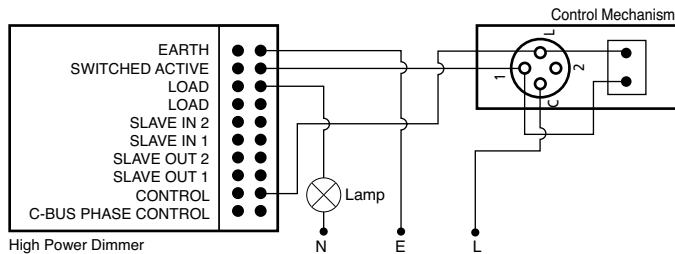
SPECIFICATIONS

Cat. no.	E3031HD	E3032HD
Description	1G Dimmer	2G Dimmer
Voltage	230-240V a.c. 50/60Hz	
Power Rating	40-600W	40-400W x 2 channels
Load type	Incandescent lamp, LV halogen with dimmable electronic or magnetic transformer.	
Dimension	87x87x26mm	
Mounting Wall Box	25mm deep or above	
Operating Temperature	0-40°C	
Compliance	IEC 60669-2-1	

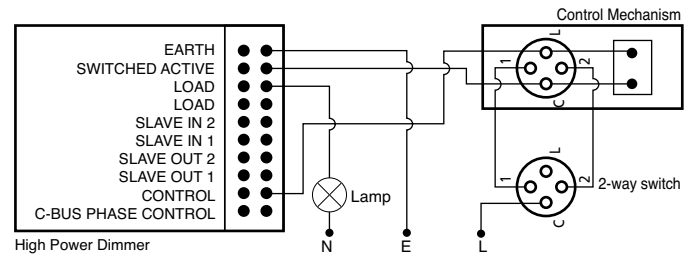
DIMMER SWITCHES

High Power Dimmer Switch

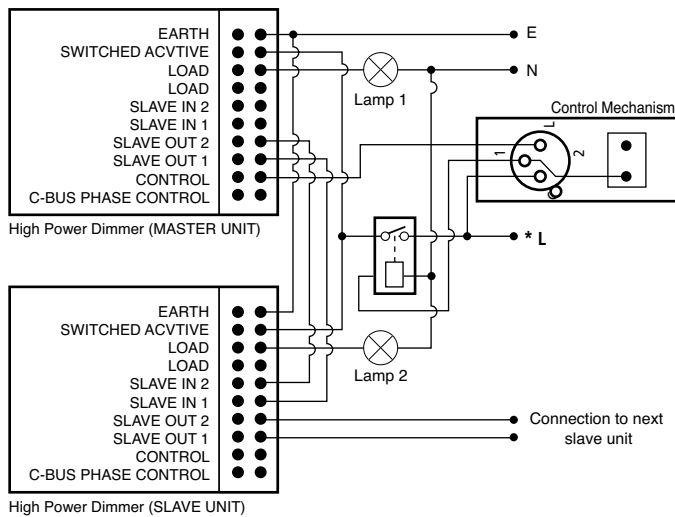
1. BASIC WIRING DIAGRAM



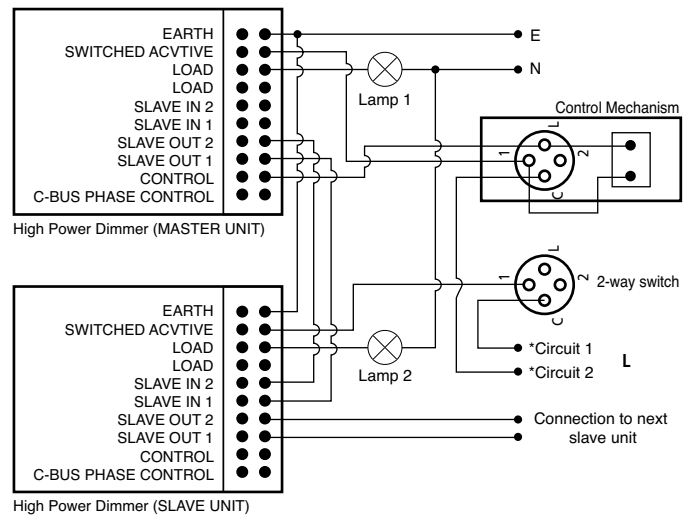
2. TWO WAY SWITCHING OPTION WIRING DIAGRAM



3. MASTER-SLAVE CONFIGURATION USING A CONTACTOR TO SWITCH ACTIVE WIRING DIAGRAM



4. MASTER-SLAVE CONFIGURATION USING A SECOND SWITCH WIRING DIAGRAM



* Note: The supply of control mechanism and the contactor must be the same phase

* Note: Dimmers may be operated from separately fused circuits of the same phase

Clipsal high power dimmer controls load from 40VA up to 3600VA. The new facility of the dimmer allows units to be strung together in master-slave configuration. The slave unit can either be controlled by a contactor to switch active or a second control switch in master-slave mode. When operating in master-slave mode, the slave unit does not have any connection to the control terminal and the minimum brightness adjustment is controlled via the trimpot available in the master's control mechanism.

Thermal Cut-Out

Built into the high power dimmer is a thermal cut-out protection circuit which allows the unit to effectively reduce the load current if the temperature inside enclosure exceeds 60°C. If this becomes activated for any reason, the unit will reduce the maximum brightness for as long as the temperature is above limits.

Specifications

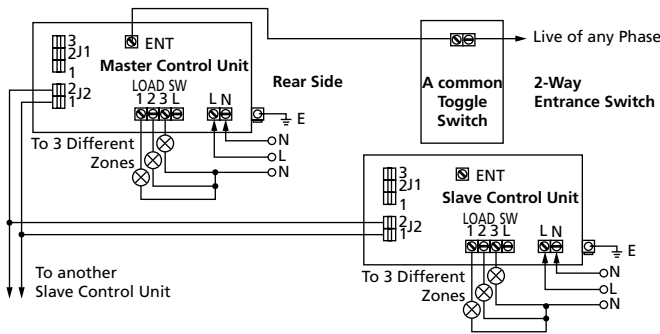
Dimensions	Dimmer : 248mm x 150mm x 55mm Remote control : 50mm x 22mm x 22mm
Voltage	240V a.c. 50Hz
Maximum Load	Resistive Load : 15A, max ambient 50°C Inductive Load : 15A at 0.6PF, max. ambient 40°C
Minimum Load	0.17A
Max. Half Cycle Surge	250A r.m.s.
Let Through Energy withstand	360A ² sec

DIMMER SWITCHES

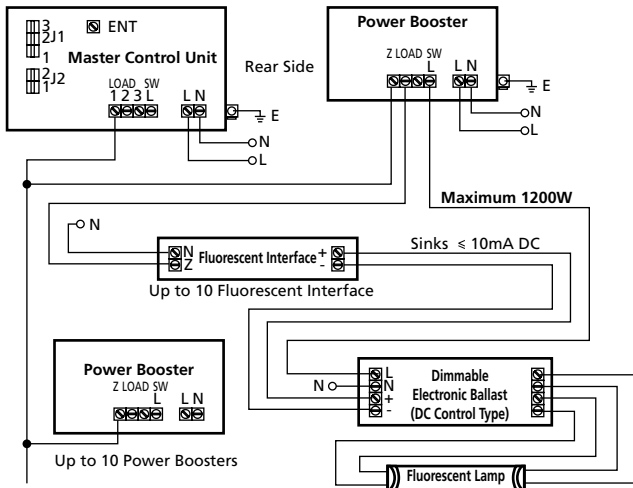
SceneMaster Lighting Controller

WIRING DIAGRAM

Master-Slave Configuration



Configuration using power booster & fluorescent interface



SceneMaster is a lighting controller which provides a simple and convenient method to preset and recall various scenarios to suit different activities.

Master Control Unit E2400/3MCU5

- Supplies power and controls brightness of up to 3 zones of lighting (expandable to maximum of 18 zones).
- Five preset scenarios to suit different activities in a defined area.
- Allows IR remote control for flexible and convenient real time lighting controls.

Power Booster E2400PB1200

- Boosts the maximum power of 400W supported by each zone of Master Control Unit to 1200W. Totally ten of these units can be connected in parallel to support a zone requiring 12kW power consumption.

Fluorescent Interface E2400AM

- Provides 1-10VDC signal to dimmable electronic ballast for dimming fluorescent light sources.

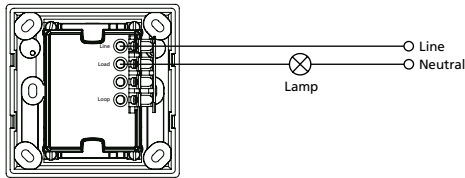
Specifications

Master Control Unit / Slave Control Unit	
Cat. No.	E2400/3MCU5
Input Voltage	220-240VAC, 50/60Hz
No. of Scenes	5 + Master OFF
No. of Zones	3
Maximum Zone No.	18 (one Master Control Unit with five Slave Control Units)
Output Rating	20-400W per zone 20-400W at switched live terminal
Load Type	Incandescent lamps, halogen lamps, fluorescent lamps and compact fluorescent lamps
Wire diameter	#12-24AWG to lamps, power lines, 2-Way Entrance Switch #24-26AWG to Slave Control Unit
Fade Rate Options	1sec, 3sec, 5sec, 10sec and 10mins
Infrared Detection Range	15m at normal, 6m at ±45°
Transformation	Convertible to slave Control Unit
Dimension	175mm x 88mm x 58mm (LxWxD)
Mounting Method	Wall Mount in 2-gang deep wall box (B54662)
Operating Temperature	0-40°C
Compliance	B55518
IR Remote Control	
Cat. No.	E2400HTX
Input Voltage	1 X CR2032 3V lithium battery (replaceable)
No. of Scenes	5 + Master OFF
Light Level Changing	Temporarily, not stored in Master Control Unit
Dimension	86mm x 54mm x 8mm (LxWxD)
Colour	Black
Power Booster	
Cat. No.	E2400PB1200
Input Voltage	220-240VAC, 50/60Hz (any phase)
Total Output Rating	(only load terminal is used) 1200W at LOAD (both load terminal and SWL terminals are used 0-400W at LOAD & 1200W at SWL)
Load Type	Same as Master Control Unit
Wire diameter	#12-24AWG to Lamps and Control Units
Operating Temperature	0-40°C
Mounting Method	Surface Mount with attached wall box
Dimension	175mm x 88mm x 56mm (LxWxD)
Compliance	B55733
Fluorescent Interface	
Cat. No.	E2400AM
Input Voltage	220-240VAC, 50/60Hz (any phase)
Output Voltage	1-10V d.c.
Output Current	Less than 10mA d.c.
Ballast Type	1-10V d.c. Dimmable electronic ballast
Max. no. of ballast per Fluorescent Interface	Depends on the loading of ballast
Max. no. of Fluorescent Interface connected to a zone of MCU	10
Operating Temperature	0-50°C
Dimension	30mm x 150mm x 34mm (LxWxD)
Compliance	IEC60928

DIMMER SWITCHES

IR Remote Control Dimmer

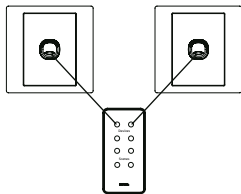
WIRING DIAGRAM



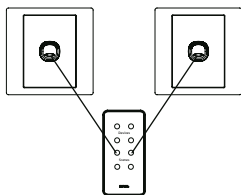
Complex Application

Below are some examples of application topology. You may use your imagination to explore some other sophisticated or dramatic applications.

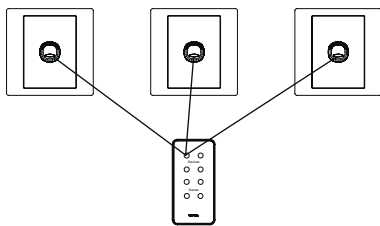
Dimming multiple dimmers individually from one remote



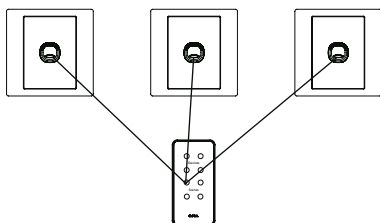
Setting a preset for each channel individually



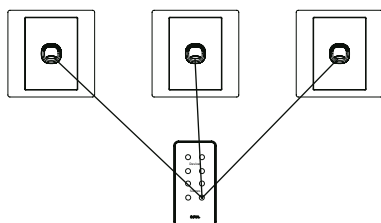
Dimming control of multiple dimmer units from a single ON/OFF/DIM button



Setting a Scene across multiple dimmers

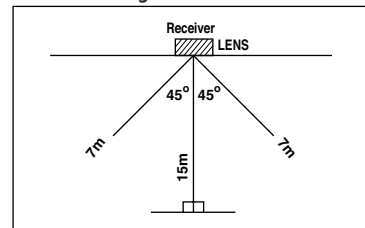


All Off function



Thank you for using CLIPSAL E2000 System Infrared Remote Control Dimmer. This state-of-the-art electronic dimming switch uses universal dimming technology, where the unit detects the type of load connected and automatically selects the correct dimming mode. Five LEDs for each channel indicate the approximate brightness of the channel and tell the user how bright the light will be when it turns on. By installing and grouping additional units wisely, users may even achieve more sophisticated lighting effects with only a few button presses of the Remote Control. It is designed to replace most standard wall switches with little or no modification to the mounting enclosure.

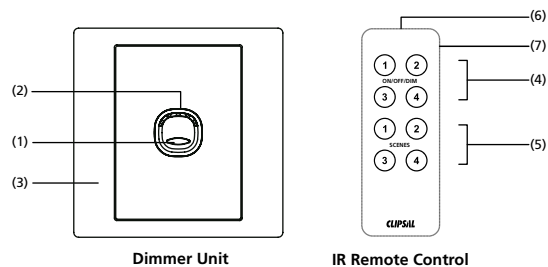
Detection Range



Specifications

<i>Infrared Remote Control Dimmer</i>	
Voltage	: 220V a.c. to 240V a.c., 50 Hz
Power Rating	: 500W
Load Type	: Incandescent Lamps, iron-core low voltage lighting and electronic low voltage lighting*. *Iron core transformer which is compatible to electronic dimmer must be used.
Dimming Range	: Approximately 20 - 97%
No. of channels per dimmer	: 1
Operating Temperature	: 0°C - 40°C Ambient
Operating Humidity	: 0 - 95% RH, non-condensing
Storage Temperature	: 0°C - 60°C
Mounting Centre	: 60.3mm
Mounting Wall Box	: BS4662, minimum 35mm deep
Dimensions	: 87mm x 87mm x 35.05mm
<i>IR Remote Control</i>	
Power Supply	: 3V CR2025 battery
Transmission Media	: Infrared light, wavelength 940nm
Transmission Range	: 16m maximum at right angle; 9m at 45 degree approximately
Carrier Frequency	: 38 kHz
Dimensions	: 86mm x 33mm x 8.1mm

Note: User may purchase additional dimmers for Collective Dimming applications without the expenses of redundant remote control. Please specify Cat. No. E2031E2PBUDLR switch assembly only in this case. Cat.No. 32E8TX/IR Remote Controller, only sold as spare part, is also available at your local Clipsal sales office when replacement of such is necessary.

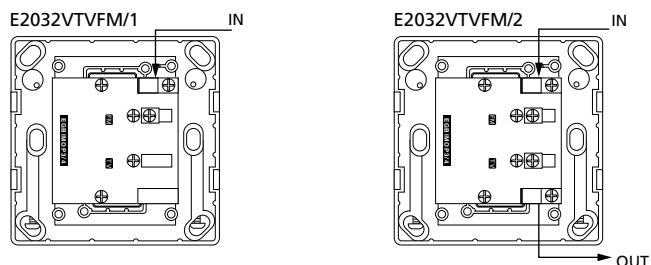


- (1) IR Receiver: receives infrared signals from the IR Remote Control.
- (2) LED Lamps: indicate the corresponding dimming position.
- (3) Surround: removable frame covers the mounting screws.
- (4) IR ON/OFF/DIM Buttons: remote switching or dimming the lights via IR Transmission.
- (5) IR Scene Buttons: set and dim a lighting scene via IR Transmission.
- (6) IR Transmitter: transmits IR signals to be received by the IR Receiver.
- (7) Program button: set program.

SOCKET OUTLETS

Telecommunication Accessories TV-FM Socket Outlets

WIRING DIAGRAM



Clipsal TV-FM provides safety isolation rated at 2kV a.c. between aerial lead and socket. Twin outlet with TV/FM diplexer for connection to single coaxial cable with combined TV and FM signals.

Specification

Cat. no.	E2032VTVFM/1	E2032VTVFM/2
Description	TV,FM Socket with 1 cord grip, slave unit	TV,FM Socket with 2 cord grips, master unit
Frequency Bandwidth	FM 88-108MHz TV 5-68MHz and 125-862MHz	FM 87.5-108MHz TV 5-68MHz and 125-862MHz
Insertion Loss	< 1.0db	3.5±0.5db
Isolation	>16db	TV-FM > 16db Output-FM > 30db Output-TV > 22db
Load	75Ω (ohm)	
High Voltage Tolerance	2kV a.c.	
Dimension	87mm x 87mm	
Mounting Centre	60.3mm	
Compliance	BS 3041 : CE marked	

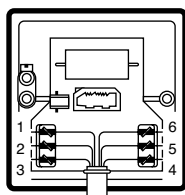
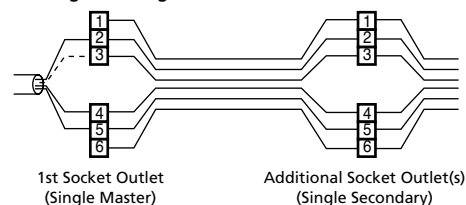
Telephone outlet - BS standard

WIRING DIAGRAM

Example of typical connection :

- 1) Connections to 2 and 5
- 2) Earth recall (when used) connect to terminal 4
- 3) Connection to terminal 3 is not usually required.

Existing Incoming Cable from PBX, etc.



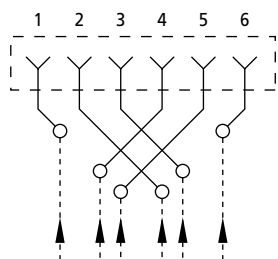
All socket outlet connections are in parallel - any number of socket outlets can be connected, but it is recommended that only a maximum of 5 telephones can be used at any one time on one line.

Wiring colour code

Pin No.	Pin Code.
1	Green/White
2	Blue/White
3	Orange/White
4	White/Orange
5	White/Blue
6	White/Green

Telephone outlet - FCC standard

WIRING DIAGRAM



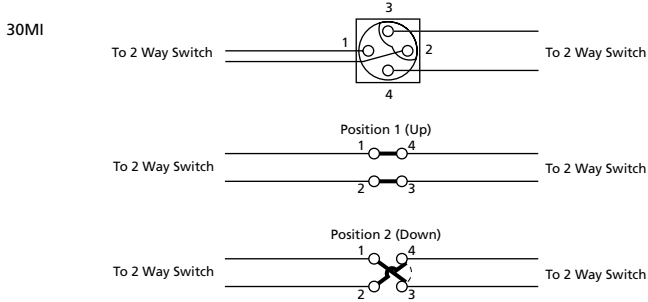
Wiring colour code

Pin No.	Pin Code.
1	Blue
2	Yellow
3	Green
4	Red
5	Brown
6	White

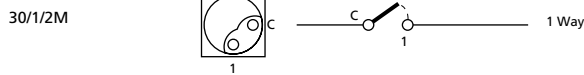
MECHANISMS

Mechanism

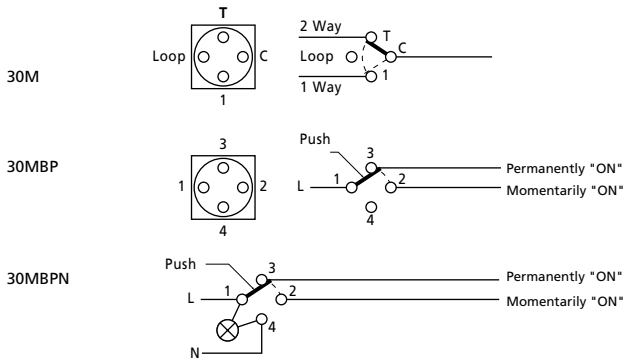
1 - Intermediate mechanism



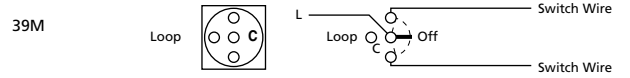
2 - 1 way mechanism



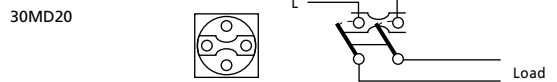
3 - 1 way / 2 way mechanism



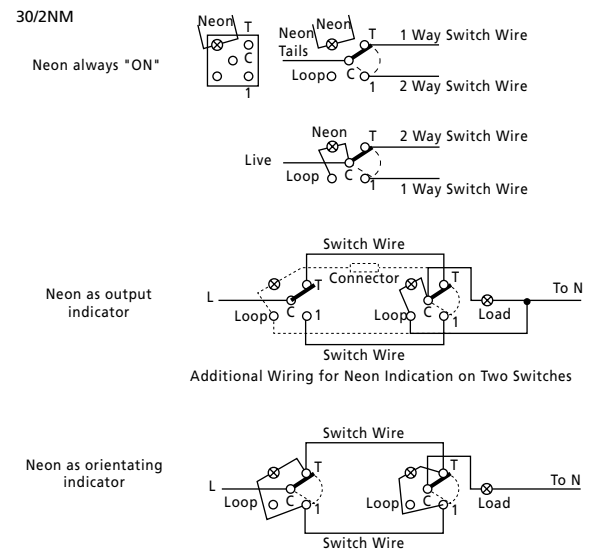
4 - Three position mechanism



5 - Double pole mechanism



6 - 1 way / 2 way mechanism with neon indicator



MECHANISMS

Mechanism – Surge Filter

The surge filter is the protection device which protect electronic equipment from instantaneous over-voltage surges. The filter is built-in a neon lamp for indication if the module operates correctly. After repeated clamping of minor spikes, or following a voltage surge that exceeds the capacity of the unit, the Metal Oxide Varistors my become over stressed and fail, causing the neon lamp to extinguish.

Although the module will no longer offer voltage surge, the power outlet will continue to operate normally and module should be replaced as soon as possible.

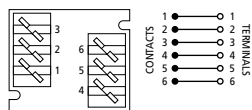
Specification

Cat. No.	30SFM
Normal Operating Voltage	265V a.c.
Normal Operating Current	10A
Maximum Operating Voltage	275 - 369V a.c.
Typical Capacitance	900pF
Max. Withstand Current (8/20µs)	6.5kA
Max. Clamping Voltage (8/20µs, 100A)	710V
Energy Absorption	3 x 140J

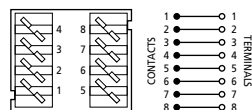
Mechanism – 30RJ Socket

WIRING DIAGRAM

30RJ66SM



30RJ88SM



Specification for 30RJ88SM

Cat. No.	30RJ88SM
Description	RJ45/Modular 8 way 8 contact socket mechanism
D.C. Resistance	69mΩ
D.C. Resistance Imbalance	20mΩ
Insulation Resistance	>100MΩ
Lead	Cat. 5
Attenuation (@100MHz)	<0.106db
Crosstalk(@100MHz)	<-43db
Return Loss(@100MHz)	<-18db

30RJ88SM

Specification for Terminals

Conductor diameter	#22-24AWG / 0.4-0.6mm
Insulation diameter	0.7-1.4mm
No. of equal diameter conductors per slot	2 maximum
Contact spring force	3N
Operating life	>750 insertion cycles/ >200reterminations
Coupling capacitance between wires	<1pf
Housing materials	Thermoplastic polyester

Specification for Socket

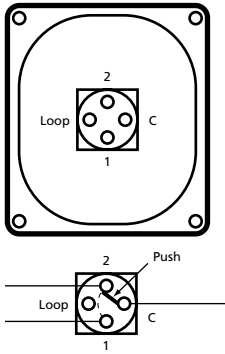
Housing materials	ABS
Contacts	50 microns hard gold plate with minimum 100 micron under plate sulphamate nickel
Contacts resistance	Max. 10mΩ

WEATHER PROOF SERIES

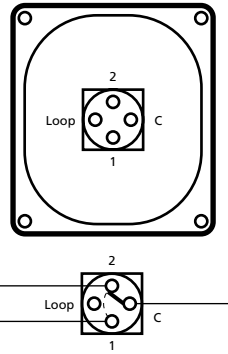
WS Surface Switches

WIRING DIAGRAM

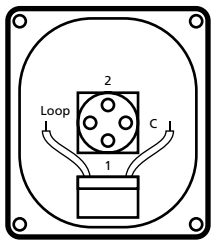
WS226 PB Series



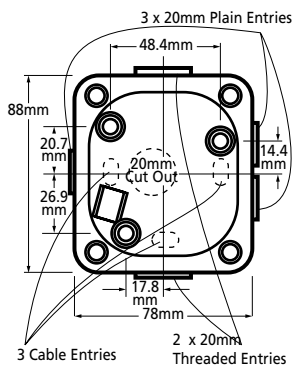
WS226 Series, WS229 Series



WS 226N Series

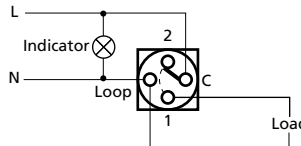


WS Series Mounting Holes Detail



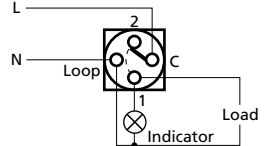
One Way Switching

Indicator "ON" continuously



Indicator "ON", indicates Power Available

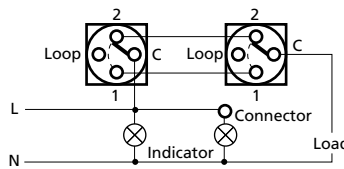
Indicator "ON", when load is "ON"



Indicator "ON", indicates switch is "ON"

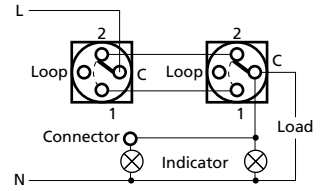
Two Way Switching

Indicator "ON" continuously



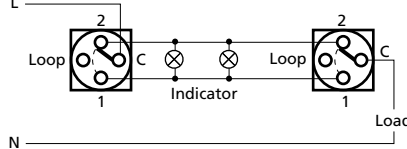
Indicator "ON", indicates Power Available

Indicator "ON", when load is "ON"



Indicator "ON", indicates switch is "ON"

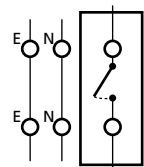
Indicator "ON", when load is "OFF"



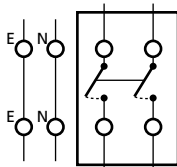
WHS / WHD / WHT Isolator Switches

WIRING DIAGRAM

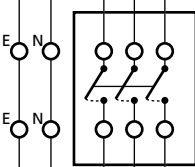
Single pole



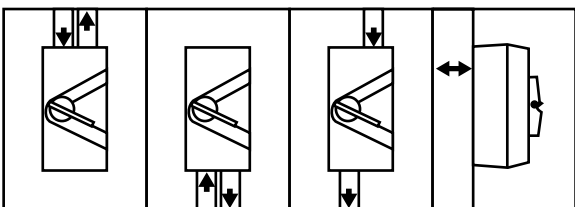
Double pole



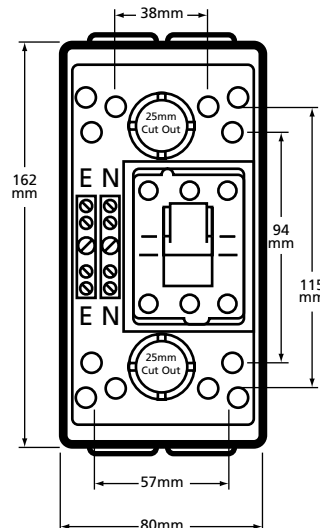
Triple pole



Conduit Entry Alternatives



Dual 25mm screwed conduit entries top and bottom of the casing allow four ways to surface wire the switch.



PVC CONDUIT & FITTING

PVC CONDUIT & FITTING

PVC Conduit

Cat. no.	Dimensions(mm)	
	Outside Diameter (A)	Wall Thickness (B)
9020	20	1.8
9025	25	1.9
9032	32	2.5
9020HD	20	2.3
9025HD	25	2.5
9032HD	32	2.7
9016/292	16	1.6
9020/292	20	1.8
9025/292	25	1.9
9032/292	32	2.5



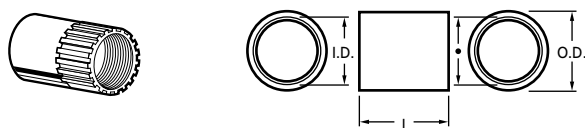
Corrugated Conduit

Cat. no.	Dimensions(mm)	
	Outside Diameter (A)	Wall Thickness (B)
9020CM GY	20	2.425
9025CM GY	25	1.75
9032CM GY	32	3.2

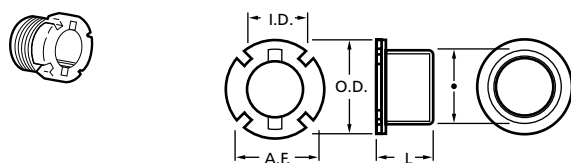


PVC Screwed Coupling & Coupling

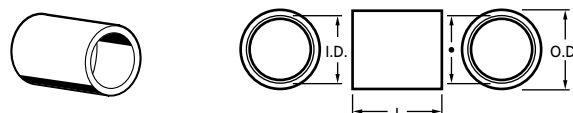
Cat. no.	Dimensions(mm)		
	Inside Diameter (I.D.)	Outside Diameter (O.D.)	Length (L)
E258/20	20	26	34
E258/25	25	31	40
E258/32	32	39.1	48



Cat. no.	Dimensions(mm)			
	Inside Diameter (I.D.)	Outside Diameter (O.D.)	Across Flats (A.F.)	Length (L)
E281/20	15	24	21	15
E281/25	19	29.5	26.5	16
E281/32	25	37	33.5	18

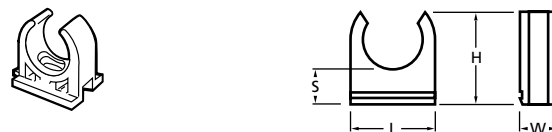


Cat. no.	Dimensions(mm)		
	Inside Diameter (I.D.)	Outside Diameter (O.D.)	Wall Thickness (L)
E242/20	20	24	43
E242/25	25	29	52
E242/32	32	37	66



Conduit Clip

Cat. no.	Dimensions(mm)			
	Standoff (S)	Length (L)	Height (H)	Width (W)
E280/20	7.5	26	26	18.5
E280/25	7.5	32	29	18.5
E280/32	7.5	40	34	18.5

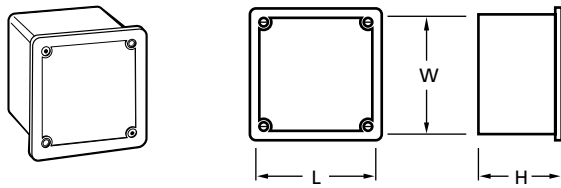


PVC CONDUIT & FITTING

PVC CONDUIT & FITTING

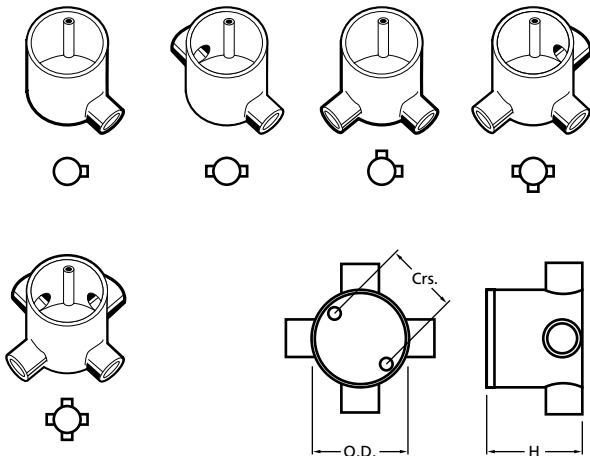
PVC Adaptor Box

Cat. no.	Dimensions(mm)		
	Length (L)	Width (W)	Height (H)
E265/1	80	80	59
E265/2	107	107	59
E265/2D	107	107	79
E265/3	156	156	59
E265/3D	156	156	82
E265/4	225	225	84



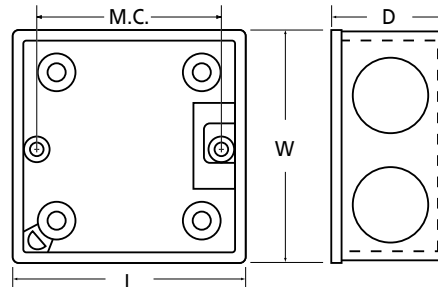
PVC Round Junction Box

Cat. no.	Dimensions(mm)			
	Conduit Accommodate	Outside Diameter (O.D.)	Screw Centres (Crs.)	Height (H)
E240/20/1DPE	20	66	50.8	63.9
E240/20/2DPE	20	66	50.8	63.9
E240/20/2ADPE	20	66	50.8	63.9
E240/20/3DPE	20	66	50.8	63.9
E240/20/4DPE	20	66	50.8	63.9



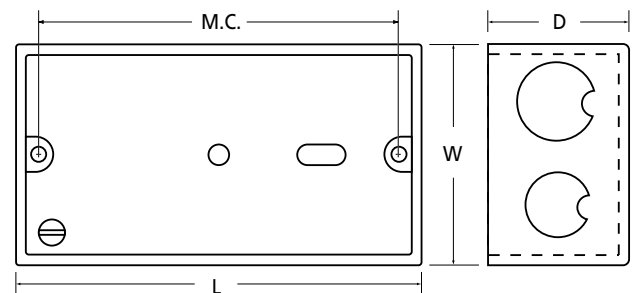
OTHER ACCESSORIES

Metal Wall Boxes



Cat. no.	Dimensions (mm)			
	Length(L)	Width (W)	Depth (D)	Mounting Centre (M.C.)
157/1	94	54	43	84
158	67	28	32	55
E157	75	75	36	60.3
E157E	75	75	36	60.3
ET157DE	132	75	48	120.6

Surface Mounted Boxes



Cat. no.	Dimensions (mm)			
	Length(L)	Width (W)	Depth (D)	Mounting Centre (M.C.)
238	115	74	38	84
70/1	80	37	25	55
70/2	90	37	25	70
70/3	116	36	25	97
E238E	89	89	35	60.3
E238/20	89	89	35	60.3
E238/20H	89	89	35	60.3
ET238E	149	89	35	120.6
ET238D	149	89	52	120.6
E70/2	88	40	19	60
E70/4	149	46	19	120

Weatherproof & Industrial Wiring Devices

Introduction B - 3

Industrial Plugs & Sockets (CEE 17) B - 4 ~ B - 12

Bulwork B - 4

IEC60309 Industrial Plugs & Sockets B - 4

Weatherproof Connectors B - 4

16A IP44 Connectors B - 4

16A IP67 Connectors B - 4

32A IP44 Connectors B - 4

32A IP67 Connectors B - 4

63A IP67 Connectors B - 4

125A IP67 Connectors B - 4

Plugs with Cable Gland B - 5

16A IP44 Plugs with Cable Gland B - 5

16A IP67 Plugs with Cable Gland B - 5

32A IP44 Plugs with Cable Gland B - 5

32A IP67 Plugs with Cable Gland B - 5

63A IP67 Plugs with Cable Gland B - 5

125A IP67 Plugs with Cable Gland B - 5

Wall Mount Plugs B - 6

16A IP44 Plugs, Wall Mounted B - 6

16A IP67 Plugs, Wall Mounted B - 6

32A IP44 Plugs, Wall Mounted B - 6

32A IP67 Plugs, Wall Mounted B - 6

63A IP67 Plugs, Wall Mounted B - 6

125A IP67 Plugs, Wall Mounted B - 6

Flanged Plugs B - 7

16A IP44 Flanged Plugs B - 7

16A IP67 Flanged Plugs B - 7

32A IP44 Flanged Plugs B - 7

32A IP67 Flanged Plugs B - 7

Wall Mounted Sockets, Small B - 7

16A IP44 Small Wall Sockets B - 7

16A IP67 Small Wall Sockets B - 7

32A IP44 Small Wall Sockets B - 7

32A IP67 Small Wall Sockets B - 7

Wall Mounted Sockets with Box B - 8

16A IP44 Wall Sockets with Box B - 8

16A IP67 Wall Sockets with Box B - 8

32A IP44 Wall Sockets with Box B - 8

32A IP67 Wall Sockets with Box B - 8

63A IP67 Wall Sockets with Box B - 8

125A IP67 Wall Sockets with Box B - 8

Flanged Sockets, Sloping B - 9

16A IP44 Flanged Socket, Sloping B - 9

16A IP67 Flanged Socket, Sloping B - 9

32A IP44 Flanged Socket, Sloping B - 9

32A IP67 Flanged Socket, Sloping B - 9

63A IP67 Flanged Socket, Sloping B - 9

125A IP67 Flanged Socket, Sloping B - 9

Flanged Sockets, Straight B - 10

16A IP44 Flanged Socket, Straight B - 10

16A IP67 Flanged Socket, Straight B - 10

32A IP44 Flanged Socket, Straight B - 10

32A IP67 Flanged Socket, Straight B - 10

63A IP67 Flanged Socket, Straight B - 10

125A IP67 Flanged Socket, Straight B - 10

Combination Switched Sockets B - 11

Combination Switched Sockets with DIN Rail B - 11

16A IP55 Combo Switched Sockets with DIN Rail B - 11

32A IP55 Combo Switched Sockets with DIN Rail B - 11

63A IP55 Combo Switched Sockets with DIN Rail B - 11

Combination Switched Sockets, Wall Mounted B - 11

16A IP44 Combo Switched Sockets, Wall Mounted B - 11

16A IP66 Combo Switched Sockets, Wall Mounted B - 11

32A IP44 Combo Switched Sockets, Wall Mounted B - 11

32A IP66 Combo Switched Sockets, Wall Mounted B - 11

Combination Switched Sockets, Panel Mounted B - 12

16A IP44 Combo Switched Sockets, Panel Mounted B - 12

16A IP66 Combo Switched Sockets, Panel Mounted B - 12

32A IP44 Combo Switched Sockets, Panel Mounted B - 12

32A IP66 Combo Switched Sockets, Panel Mounted B - 12

Accessories B - 12

Caps B - 12

Boxes B - 12

Others B - 12

Weatherproof System B - 13 ~ B - 23

56 Series B - 13

Key Operated Switches, Surface Switches - IP66 B - 13

Rotary Switches, Surface Switches - IP66 B - 13

Sliding Switches, Surface Switches - IP56 B - 13

Straight Plugs, Industrial Plugs - IP66 B - 14

Angle Plugs, Industrial Plugs - IP66 B - 14

Surface Socket Outlets B - 15

International Surface Socket Outlets (IEC309) B - 15

IP66 B - 15

IP67 B - 15

Combination Switched Socket Outlets B - 16

Extension Socket & Appliance Connectors B - 16

Combination Switched Socket with RCD Protection B - 16

Pendant Sockets B - 17

Appliance Inlets B - 17

Push Button Switches - IP66 B - 17

Single Phase RCD, Industrial RCD Protected Accessories B - 17

Sunset Switch, Premium B - 17

56 Series B - 18

Accessories B - 18

Aperture Enclosure B - 18

Junction Boxes B - 18

Bridge & Divider B - 18

Mounting Enclosures B - 18

Standard Depth B - 18

Shallow B - 18

Deep B - 18

Mounting Brackets B - 19

Flush Surrounds B - 19

Enclosure Lids B - 19

66 Series B - 19

Surface Switches B - 19

Aquaseal B - 20

Aquaseal IP66 Surface Mount Isolator Switches B - 20

Single Pole B - 20

Double Pole B - 20

Triple Pole B - 20

Weatherproof & Industrial Wiring Devices

Four Pole	B - 20
Single Pole with Neon	B - 20
Double Pole with Neon	B - 20
Triple Pole with Neon	B - 20
Aquaseal IP66 Surface Mount Switches	B - 21
Switches with Looping Terminal	B - 21
Double Pole Switches	B - 21
Switches with Looping Terminal and Neon	B - 21
Double Pole Switches and Neon	B - 21
Aquaseal IP56 Surface Mount Socket Outlets	B - 21
Aquaseal IP56 Surface Mount Combined Switched Socket Outlets	B - 21
Combination Switched Socket Outlets	B - 21
Combination Switched Socket Outlets with Neon	B - 21
WH Series	B - 22
Weatherproof Isolator Switches IP56	B - 22
Single Pole Switches	B - 22
Double Pole Switches	B - 22
Triple Pole Switches	B - 22
Weatherproof Surface Switches IP56 250V	B - 22
1 Gang Switches	B - 22
2 Gang Switches	B - 22
Switches with Neon	B - 22
Weatherproof Push-Buttons IP66	B - 23
Weatherproof Rigid PVC Adaptable Boxes	B - 23
Weatherproof Accessories	B - 23
S2000 Weatherproof Box	B - 23
100mm x 50mm	B - 23
100mm x 100mm	B - 23
Weatherproof Plate Only	B - 23

Over the decades, Clipsal has been providing reliable protection for electrical systems across industries, homes and offices worldwide.

Building on this same principle, Clipsal's Weatherproof & Industrial Wiring Devices (WIWD) devotes itself to providing ultimate protection with an enhanced range of robust products that includes Bulwork™ Industrial Plugs and Sockets and Weatherproof Systems.

Bulwork™ Industrial Plugs and Sockets

Bulwork™ is known for its quality, safety and ergonomically designed range of watertight devices for electrical installations. Catering specifically to meet stringent application requirements and environments, this versatile range of industrial plugs and sockets are made of quality durable materials that can withstand harsh industrial conditions.

Weatherproof Systems

Clipsal's Weatherproof Systems offer the widest range of weatherproof solutions that caters for simple residential use to large industrial applications. Built tough to withstand extreme climate conditions, Clipsal's Weatherproof Systems are perfect for situations where switchgears and isolators require extra protection from these elements.

- **Aquaseal** is a breakthrough in weatherproof isolator technology. It is the first product of its kind to feature an integral co-moulded sealing system that ensures IP66 protection is maintained. Aquaseal's modern design is neat and compact and the large actuator switch is easy to use with gloved hands.
- **56 Series Industrial Switchgears** are the largest of its kind in the world. Being one of the most important components in the industry, the 56 Series has been tested for protection against ingress of water and dust to International Protection Rating IP56 and in many instances exceeds this level of protection. This comprehensive range is built tough, safe, durable and gives reliable performance under many adverse conditions.
- **WH Weatherproof Isolator Switches** are ideal for virtually any external applications. The Series features a convenient impact resistant, base-mounted mechanism that will survive the hardest knocks and enable easy termination and installation while leaving more room for wiring.



56 Series



Aquaseal

DESCRIPTION	CATALOGUE NUMBER	STD PK	CTN QTY	LIST PRICE
Weatherproof Connectors				
16A IP44 Connectors				
16A 3-Pin 110V IP44 4h, Weatherproof Connector	WPCP316-4			
16A 3-Pin 230V IP44 6h, Weatherproof Connector	WPCP316-6			
16A 4-Pin 400V IP44 6h, Weatherproof Connector	WPCP416-6			
16A 5-Pin 400V IP44 6h, Weatherproof Connector	WPCP516-6			
16A IP67 Connectors				
16A 3-Pin 110V IP67 4h, Weatherproof Connector	WPCW316-4			
16A 3-Pin 230V IP67 6h, Weatherproof Connector	WPCW316-6			
16A 4-Pin 400V IP67 6h, Weatherproof Connector	WPCW416-6			
16A 5-Pin 400V IP67 6h, Weatherproof Connector	WPCW516-6			
32A IP44 Connectors				
32A 3-Pin 110V IP44 4h, Weatherproof Connector	WPCP332-4			
32A 3-Pin 230V IP44 6h, Weatherproof Connector	WPCP332-6			
32A 4-Pin 400V IP44 6h, Weatherproof Connector	WPCP432-6			
32A 5-Pin 400V IP44 6h, Weatherproof Connector	WPCP532-6			
32A IP67 Connectors				
32A 3-Pin 110V IP67 4h, Weatherproof Connector	WPCW332-4			
32A 3-Pin 230V IP67 6h, Weatherproof Connector	WPCW332-6			
32A 4-Pin 400V IP67 3h, Weatherproof Connector	WPCW432-3			
32A 4-Pin 400V IP67 6h, Weatherproof Connector	WPCW432-6			
32A 5-Pin 400V IP67 6h, Weatherproof Connector	WPCW532-6			
63A IP67 Connectors				
63A 3-Pin 230V IP67 6h, Weatherproof Connector	WPCW363-6			
63A 4-Pin 400V IP67 6h, Weatherproof Connector	WPCW463-6			
63A 5-Pin 400V IP67 6h, Weatherproof Connector	WPCW563-6			
125A IP67 Connectors				
125A 4-Pin 400V IP67 6h, Weatherproof Connector	WPCW4H2-6			
125A 5-Pin 400V IP67 6h, Weatherproof Connector	WPCW5H2-6			



WPCP316-4



WPCW316-4



WPCP332-4



WPCW332-4



WPCW363-6



WPCW4H2-6

Industrial Plugs & Sockets (CEE 17)

BULWORK | IEC60309 INDUSTRIAL PLUGS & SOCKETS

DESCRIPTION	CATALOGUE NUMBER	STD PK	CTN QTY	LIST PRICE
-------------	------------------	--------	---------	------------

Plugs with Cable Gland

16A IP44 Plugs with Cable Gland

16A 3-Pin 110V IP44 4h, Weatherproof Plug	WPGP316-4			
16A 3-Pin 230V IP44 6h, Weatherproof Plug	WPGP316-6			
16A 4-Pin 400V IP44 6h, Weatherproof Plug	WPGP416-6			
16A 5-Pin 400V IP44 6h, Weatherproof Plug	WPGP516-6			



WPGP316-4

16A IP67 Plugs with Cable Gland

16A 3-Pin 110V IP67 4h, Weatherproof Plug	WPGW316-4			
16A 3-Pin 230V IP67 6h, Weatherproof Plug	WPGW316-6			
16A 4-Pin 400V IP67 6h, Weatherproof Plug	WPGW416-6			
16A 5-Pin 400V IP67 6h, Weatherproof Plug	WPGW516-6			



WPGW316-4

32A IP44 Plugs with Cable Gland

32A 3-Pin 110V IP44 4h, Weatherproof Plug	WPGP332-4			
32A 3-Pin 230V IP44 6h, Weatherproof Plug	WPGP332-6			
32A 4-Pin 400V IP44 6h, Weatherproof Plug	WPGP432-6			
32A 5-Pin 400V IP44 6h, Weatherproof Plug	WPGP532-6			



WPGP332-4

32A IP67 Plugs with Cable Gland

32A 3-Pin 110V IP67 4h, Weatherproof Plug	WPGW332-4			
32A 3-Pin 230V IP67 6h, Weatherproof Plug	WPGW332-6			
32A 4-Pin 400V IP67 3h, Weatherproof Plug	WPGW432-3			
32A 4-Pin 400V IP67 6h, Weatherproof Plug	WPGW432-6			
32A 5-Pin 400V IP67 6h, Weatherproof Plug	WPGW532-6			



WPGW432-3

63A IP67 Plugs with Cable Gland

63A 3-Pin 230V IP67 6h, Weatherproof Plug	WPGW363-6			
63A 4-Pin 400V IP67 6h, Weatherproof Plug	WPGW463-6			
63A 5-Pin 400V IP67 6h, Weatherproof Plug	WPGW563-6			



WPGW563-6

125A IP67 Plugs with Cable Gland

125A 4-Pin 400V IP67 6h, Weatherproof Plug	WPGW4H2-6			
125A 5-Pin 400V IP67 6h, Weatherproof Plug	WPGW5H2-6			



WPGW4H2-6

DESCRIPTION	CATALOGUE NUMBER	STD PK	CTN QTY	LIST PRICE
Wall Mounted Plugs				
16A IP44 Plugs, Wall Mounted				
16A 3-Pin 110V IP44 4h, Weatherproof Wall Mounted Plug	WPWP316-4			
16A 3-Pin 230V IP44 6h, Weatherproof Wall Mounted Plug	WPWP316-6			
16A 4-Pin 400V IP44 6h, Weatherproof Wall Mounted Plug	WPWP416-6			
16A 5-Pin 400V IP44 6h, Weatherproof Wall Mounted Plug	WPWP516-6			
16A IP67 Plugs, Wall Mounted				
16A 3-Pin 110V IP67 4h, Weatherproof Wall Mounted Plug	WPWW316-4			
16A 3-Pin 230V IP67 6h, Weatherproof Wall Mounted Plug	WPWW316-6			
16A 4-Pin 400V IP67 6h, Weatherproof Wall Mounted Plug	WPWW416-6			
16A 5-Pin 400V IP67 6h, Weatherproof Wall Mounted Plug	WPWW516-6			
32A IP44 Plugs, Wall Mounted				
32A 3-Pin 110V IP44 4h, Weatherproof Wall Mounted Plug	WPWP332-4			
32A 3-Pin 230V IP44 6h, Weatherproof Wall Mounted Plug	WPWP332-6			
32A 4-Pin 400V IP44 6h, Weatherproof Wall Mounted Plug	WPWP432-6			
32A 5-Pin 400V IP44 6h, Weatherproof Wall Mounted Plug	WPWP532-6			
32A IP67 Plugs, Wall Mounted				
32A 3-Pin 110V IP67 4h, Weatherproof Wall Mounted Plug	WPWW332-4			
32A 3-Pin 230V IP67 6h, Weatherproof Wall Mounted Plug	WPWW332-6			
32A 4-Pin 400V IP67 6h, Weatherproof Wall Mounted Plug	WPWW432-6			
32A 5-Pin 400V IP67 6h, Weatherproof Wall Mounted Plug	WPWW532-6			
32A 4-Pin 400V IP67 3h, Weatherproof Wall Mounted Plug	WPWW432-3			
63A IP67 Plugs, Wall Mounted				
63A 3-Pin 230V IP67 6h, Weatherproof Wall Mounted Plug	WPWW363-6			
63A 4-Pin 400V IP67 6h, Weatherproof Wall Mounted Plug	WPWW463-6			
63A 5-Pin 400V IP67 6h, Weatherproof Wall Mounted Plug	WPWW563-6			
125A IP67 Plugs, Wall Mounted				
125A 4-Pin 400V IP67 6h, Weatherproof Wall Mounted Plug	WPWW4H2-6			
125A 5-Pin 400V IP67 6h, Weatherproof Wall Mounted Plug	WPWW5H2-6			



WPWP316-4



WPWW332-4



WPWW363-6

Industrial Plugs & Sockets (CEE 17)

BULWORK | IEC60309 INDUSTRIAL PLUGS & SOCKETS

DESCRIPTION	CATALOGUE NUMBER	STD PK	CTN QTY	LIST PRICE
-------------	------------------	--------	---------	------------

Flanged Plugs

16A IP44 Flanged Plugs

16A 3-Pin 110V IP44 4h, Weatherproof Flanged Plug	WFPF316-4			
16A 3-Pin 230V IP44 6h, Weatherproof Flanged Plug	WFPF316-6			
16A 4-Pin 400V IP44 6h, Weatherproof Flanged Plug	WFPF416-6			
16A 5-Pin 400V IP44 6h, Weatherproof Flanged Plug	WFPF516-6			

16A IP67 Flanged Plugs

16A 3-Pin 110V IP67 4h, Weatherproof Flanged Plug	WPFW316-4			
16A 3-Pin 230V IP67 6h, Weatherproof Flanged Plug	WPFW316-6			
16A 4-Pin 400V IP67 6h, Weatherproof Flanged Plug	WPFW416-6			
16A 5-Pin 400V IP67 6h, Weatherproof Flanged Plug	WPFW516-6			

32A IP44 Flanged Plugs

32A 3-Pin 110V IP44 4h, Weatherproof Flanged Plug	WFPF332-4			
32A 3-Pin 230V IP44 6h, Weatherproof Flanged Plug	WFPF332-6			
32A 4-Pin 400V IP44 6h, Weatherproof Flanged Plug	WFPF432-6			
32A 5-Pin 400V IP44 6h, Weatherproof Flanged Plug	WFPF532-6			

32A IP67 Flanged Plugs

32A 3-Pin 110V IP67 4h, Weatherproof Flanged Plug	WPFW332-4			
32A 3-Pin 230V IP67 6h, Weatherproof Flanged Plug	WPFW332-6			
32A 4-Pin 400V IP67 6h, Weatherproof Flanged Plug	WPFW432-6			
32A 5-Pin 400V IP67 6h, Weatherproof Flanged Plug	WPFW532-6			
32A 4-Pin 400V IP67 3h, Weatherproof Flanged Plug	WPFW432-3			

Wall Mounted Sockets, Small

16A IP44 Small Wall Sockets

16A 3-Pin 110V IP44 4h, Weatherproof Small Wall Mounted Socket	WSOWP316-4			
16A 3-Pin 230V IP44 6h, Weatherproof Small Wall Mounted Socket	WSOWP316-6			
16A 4-Pin 400V IP44 6h, Weatherproof Small Wall Mounted Socket	WSOWP416-6			
16A 5-Pin 400V IP44 6h, Weatherproof Small Wall Mounted Socket	WSOWP516-6			

16A IP67 Small Wall Sockets

16A 3-Pin 110V IP67 4h, Weatherproof Small Wall Mounted Socket	WSOWW316-4			
16A 3-Pin 230V IP67 6h, Weatherproof Small Wall Mounted Socket	WSOWW316-6			
16A 4-Pin 400V IP67 6h, Weatherproof Small Wall Mounted Socket	WSOWW416-6			
16A 5-Pin 400V IP67 6h, Weatherproof Small Wall Mounted Socket	WSOWW516-6			

32A IP44 Small Wall Sockets

32A 3-Pin 110V IP44 4h, Weatherproof Small Wall Mounted Socket	WSOWP332-4			
32A 3-Pin 230V IP44 6h, Weatherproof Small Wall Mounted Socket	WSOWP332-6			
32A 4-Pin 400V IP44 6h, Weatherproof Small Wall Mounted Socket	WSOWP432-6			
32A 5-Pin 400V IP44 6h, Weatherproof Small Wall Mounted Socket	WSOWP532-6			

32A IP67 Small Wall Sockets

32A 3-Pin 110V IP67 4h, Weatherproof Small Wall Mounted Socket	WSOWW332-4			
32A 3-Pin 230V IP67 6h, Weatherproof Small Wall Mounted Socket	WSOWW332-6			
32A 4-Pin 400V IP67 3h, Weatherproof Small Wall Mounted Socket	WSOWW432-3			
32A 4-Pin 400V IP67 6h, Weatherproof Small Wall Mounted Socket	WSOWW432-6			
32A 5-Pin 400V IP67 6h, Weatherproof Small Wall Mounted Socket	WSOWW532-6			



WFPF316-4



WPFW332-4



WSOWP316-4



WSOWW316-6



WSOWP332-6



WSOWW332-6

DESCRIPTION	CATALOGUE NUMBER	STD PK	CTN QTY	LIST PRICE
Wall Mount Sockets with Box				
16A IP44 Wall Sockets with Box				
16A 3-Pin 110V IP44 4h, Weatherproof Wall Mounted Socket with Box	WSOBP316-4			
16A 3-Pin 230V IP44 6h, Weatherproof Wall Mounted Socket with Box	WSOBP316-6			
16A 4-Pin 400V IP44 6h, Weatherproof Wall Mounted Socket with Box	WSOBP416-6			
16A 5-Pin 400V IP44 6h, Weatherproof Wall Mounted Socket with Box	WSOBP516-6			
16A IP67 Wall Sockets with Box				
16A 3-Pin 110V IP67 4h, Weatherproof Wall Mounted Socket with Box	WSOBW316-4			
16A 3-Pin 230V IP67 6h, Weatherproof Wall Mounted Socket with Box	WSOBW316-6			
16A 4-Pin 400V IP67 6h, Weatherproof Wall Mounted Socket with Box	WSOBW416-6			
16A 5-Pin 400V IP67 6h, Weatherproof Wall Mounted Socket with Box	WSOBW516-6			
32A IP44 Wall Sockets with Box				
32A 3-Pin 110V IP44 4h, Weatherproof Wall Mounted Socket with Box	WSOBP332-4			
32A 3-Pin 230V IP44 6h, Weatherproof Wall Mounted Socket with Box	WSOBP332-6			
32A 4-Pin 400V IP44 6h, Weatherproof Wall Mounted Socket with Box	WSOBP432-6			
32A 5-Pin 400V IP44 6h, Weatherproof Wall Mounted Socket with Box	WSOBP532-6			
32A IP67 Wall Sockets with Box				
32A 3-Pin 110V IP67 4h, Weatherproof Wall Mounted Socket with Box	WSOBW332-4			
32A 3-Pin 230V IP67 6h, Weatherproof Wall Mounted Socket with Box	WSOBW332-6			
32A 4-Pin 400V IP67 3h, Weatherproof Wall Mounted Socket with Box	WSOBW432-3			
32A 4-Pin 400V IP67 6h, Weatherproof Wall Mounted Socket with Box	WSOBW432-6			
32A 5-Pin 400V IP67 6h, Weatherproof Wall Mounted Socket with Box	WSOBW532-6			
63A IP67 Wall Sockets with Box				
63A 3-Pin 230V IP67 6h, Weatherproof Wall Mounted Socket with Box	WSOBW363-6			
63A 4-Pin 400V IP67 6h, Weatherproof Wall Mounted Socket with Box	WSOBW463-6			
63A 5-Pin 400V IP67 6h, Weatherproof Wall Mounted Socket with Box	WSOBW563-6			
125A IP67 Wall Sockets with Box				
125A 4-Pin 400V IP67 6h, Weatherproof Wall Mounted Socket with Box	WSOBW4H2-6			
125A 5-Pin 400V IP67 6h, Weatherproof Wall Mounted Socket with Box	WSOBW5H2-6			



WSOBP316-4



WSOBW332-4



WSOBW363-6

Industrial Plugs & Sockets (CEE 17)

BULWORK | IEC60309 INDUSTRIAL PLUGS & SOCKETS

DESCRIPTION	CATALOGUE NUMBER	STD PK	CTN QTY	LIST PRICE
-------------	------------------	--------	---------	------------

Flanged Sockets, Sloping

16A IP44 Flanged Socket, Sloping

16A 3-Pin 110V IP44 4h, Weatherproof Flanged Socket, Sloping	WSOAP316-4			
16A 3-Pin 230V IP44 6h, Weatherproof Flanged Socket, Sloping	WSOAP316-6			
16A 4-Pin 400V IP44 6h, Weatherproof Flanged Socket, Sloping	WSOAP416-6			
16A 5-Pin 400V IP44 6h, Weatherproof Flanged Socket, Sloping	WSOAP516-6			



WSOAP316-4

16A IP67 Flanged Socket, Sloping

16A 3-Pin 110V IP67 4h, Weatherproof Flanged Socket, Sloping	WSOAW316-4			
16A 3-Pin 230V IP67 6h, Weatherproof Flanged Socket, Sloping	WSOAW316-6			
16A 4-Pin 400V IP67 6h, Weatherproof Flanged Socket, Sloping	WSOAW416-6			
16A 5-Pin 400V IP67 6h, Weatherproof Flanged Socket, Sloping	WSOAW516-6			



WSOAW316-4

32A IP44 Flanged Socket, Sloping

32A 3-Pin 110V IP44 4h, Weatherproof Flanged Socket, Sloping	WSOAP332-4			
32A 3-Pin 230V IP44 6h, Weatherproof Flanged Socket, Sloping	WSOAP332-6			
32A 4-Pin 400V IP44 6h, Weatherproof Flanged Socket, Sloping	WSOAP432-6			
32A 5-Pin 400V IP44 6h, Weatherproof Flanged Socket, Sloping	WSOAP532-6			



WSOAP332-4

32A IP67 Flanged Socket, Sloping

32A 3-Pin 110V IP67 4h, Weatherproof Flanged Socket, Sloping	WSOAW332-4			
32A 3-Pin 230V IP67 6h, Weatherproof Flanged Socket, Sloping	WSOAW332-6			
32A 4-Pin 400V IP67 6h, Weatherproof Flanged Socket, Sloping	WSOAW432-6			
32A 5-Pin 400V IP67 6h, Weatherproof Flanged Socket, Sloping	WSOAW532-6			
32A 4-Pin 400V IP67 3h, Weatherproof Flanged Socket, Sloping	WSOAW432-3			



WSOAW332-4

63A IP67 Flanged Socket, Sloping

63A 3-Pin 230V IP67 6h, Weatherproof Flanged Socket, Sloping	WSOAW363-6			
63A 4-Pin 400V IP67 6h, Weatherproof Flanged Socket, Sloping	WSOAW463-6			
63A 5-Pin 400V IP67 6h, Weatherproof Flanged Socket, Sloping	WSOAW563-6			



WSOAW363-6

125A IP67 Flanged Socket, Sloping

125A 4-Pin 400V IP67 6h, Weatherproof Flanged Socket, Sloping	WSOAW4H2-6			
125A 5-Pin 400V IP67 6h, Weatherproof Flanged Socket, Sloping	WSOAW5H2-6			



WSOAW4H2-6

DESCRIPTION	CATALOGUE NUMBER	STD PK	CTN QTY	LIST PRICE
Flanged Sockets, Straight				
16A IP44 Flanged Socket, Straight				
16A 3-Pin 110V IP44 4h, Weatherproof Flanged Socket, Straight	WSOP316-4			
16A 3-Pin 230V IP44 6h, Weatherproof Flanged Socket, Straight	WSOP316-6			
16A 4-Pin 400V IP44 6h, Weatherproof Flanged Socket, Straight	WSOP416-6			
16A 5-Pin 400V IP44 6h, Weatherproof Flanged Socket, Straight	WSOP516-6			
16A IP67 Flanged Socket, Straight				
16A 3-Pin 110V IP67 4h, Weatherproof Flanged Socket, Straight	WSOW316-4			
16A 3-Pin 230V IP67 6h, Weatherproof Flanged Socket, Straight	WSOW316-6			
16A 4-Pin 400V IP67 6h, Weatherproof Flanged Socket, Straight	WSOW416-6			
16A 5-Pin 400V IP67 6h, Weatherproof Flanged Socket, Straight	WSOW516-6			
32A IP44 Flanged Socket, Straight				
32A 3-Pin 110V IP44 4h, Weatherproof Flanged Socket, Straight	WSOP332-4			
32A 3-Pin 230V IP44 6h, Weatherproof Flanged Socket, Straight	WSOP332-6			
32A 4-Pin 400V IP44 6h, Weatherproof Flanged Socket, Straight	WSOP432-6			
32A 5-Pin 400V IP44 6h, Weatherproof Flanged Socket, Straight	WSOP532-6			
32A IP67 Flanged Socket, Straight				
32A 3-Pin 110V IP67 4h, Weatherproof Flanged Socket, Straight	WSOW332-4			
32A 3-Pin 230V IP67 6h, Weatherproof Flanged Socket, Straight	WSOW332-6			
32A 4-Pin 400V IP67 6h, Weatherproof Flanged Socket, Straight	WSOW432-6			
32A 5-Pin 400V IP67 6h, Weatherproof Flanged Socket, Straight	WSOW532-6			
32A 4-Pin 400V IP67 3h, Weatherproof Flanged Socket, Straight	WSOW432-3			
63A IP67 Flanged Socket, Straight				
63A 3-Pin 230V IP67 6h, Weatherproof Flanged Socket, Straight	WSOW363-6			
63A 4-Pin 400V IP67 6h, Weatherproof Flanged Socket, Straight	WSOW463-6			
63A 5-Pin 400V IP67 6h, Weatherproof Flanged Socket, Straight	WSOW563-6			
125A IP67 Flanged Socket, Straight				
125A 4-Pin 400V IP67 6h, Weatherproof Flanged Socket, Straight	WSOW4H2-6			
125A 5-Pin 400V IP67 6h, Weatherproof Flanged Socket, Straight	WSOW5H2-6			



WSOP316-4



WSOW316-4



WSOP332-4



WSOW332-4



WSOW363-6



WSOW4H2-6

Industrial Plugs & Sockets (CEE 17)

COMBINATION SWITCHED SOCKETS

DESCRIPTION	CATALOGUE NUMBER	STD PK	CTN QTY	LIST PRICE
-------------	------------------	--------	---------	------------

Combination Switched Sockets with DIN Rail

16A IP55 Combo Switched Sockets with DIN Rail

16A 3-Pin 110V IP55 4h, Weatherproof Combination Switched Socket with DIN Rail	WCSDW316-4			
16A 3-Pin 230V IP55 6h, Weatherproof Combination Switched Socket with DIN Rail	WCSDW316-6			
16A 4-Pin 400V IP55 6h, Weatherproof Combination Switched Socket with DIN Rail	WCSDW416-6			
16A 5-Pin 400V IP55 6h, Weatherproof Combination Switched Socket with DIN Rail	WCSDW516-6			

32A IP55 Combo Switched Sockets with DIN Rail

32A 3-Pin 110V IP55 4h, Weatherproof Combination Switched Socket with DIN Rail	WCSDW332-4			
32A 3-Pin 230V IP55 6h, Weatherproof Combination Switched Socket with DIN Rail	WCSDW332-6			
32A 4-Pin 400V IP55 6h, Weatherproof Combination Switched Socket with DIN Rail	WCSDW432-6			
32A 5-Pin 400V IP55 6h, Weatherproof Combination Switched Socket with DIN Rail	WCSDW532-6			

63A IP55 Combo Switched Sockets with DIN Rail

63A 4-Pin 400V IP55 6h, Weatherproof Combination Switched Socket with DIN Rail	WCSDW463-6			
63A 5-Pin 400V IP55 6h, Weatherproof Combination Switched Socket with DIN Rail	WCSDW563-6			



WCSDW316-4



WCSDW332-4

Combination Switched Sockets, Wall Mounted

16A IP44 Combo Switched Sockets, Wall Mounted

16A 3-Pin 110V IP44 4h, Weatherproof Combination Wall Mounted Switched Socket	WCSWP316-4			
16A 3-Pin 230V IP44 6h, Weatherproof Combination Wall Mounted Switched Socket	WCSWP316-6			
16A 4-Pin 400V IP44 6h, Weatherproof Combination Wall Mounted Switched Socket	WCSWP416-6			
16A 5-Pin 400V IP44 6h, Weatherproof Combination Wall Mounted Switched Socket	WCSWP516-6			

16A IP66 Combo Switched Sockets, Wall Mounted

16A 3-Pin 110V IP66 4h, Weatherproof Combination Wall Mounted Switched Socket	WCSWW316-4			
16A 3-Pin 230V IP66 6h, Weatherproof Combination Wall Mounted Switched Socket	WCSWW316-6			
16A 4-Pin 400V IP66 6h, Weatherproof Combination Wall Mounted Switched Socket	WCSWW416-6			
16A 5-Pin 400V IP66 6h, Weatherproof Combination Wall Mounted Switched Socket	WCSWW516-6			

32A IP44 Combo Switched Sockets, Wall Mounted

32A 3-Pin 110V IP44 4h, Weatherproof Combination Wall Mounted Switched Socket	WCSWP332-4			
32A 3-Pin 230V IP44 6h, Weatherproof Combination Wall Mounted Switched Socket	WCSWP332-6			
32A 4-Pin 400V IP44 6h, Weatherproof Combination Wall Mounted Switched Socket	WCSWP432-6			
32A 5-Pin 400V IP44 6h, Weatherproof Combination Wall Mounted Switched Socket	WCSWP532-6			

32A IP66 Combo Switched Sockets, Wall Mounted

32A 3-Pin 110V IP66 4h, Weatherproof Combination Wall Mounted Switched Socket	WCSWW332-4			
32A 3-Pin 230V IP66 6h, Weatherproof Combination Wall Mounted Switched Socket	WCSWW332-6			
32A 4-Pin 400V IP66 3h, Weatherproof Combination Wall Mounted Switched Socket	WCSWW432-3			
32A 4-Pin 400V IP66 6h, Weatherproof Combination Wall Mounted Switched Socket	WCSWW432-6			
32A 5-Pin 400V IP66 6h, Weatherproof Combination Wall Mounted Switched Socket	WCSWW532-6			



WCSWP316-4



WCSWW316-4



WCSWW332-4

DESCRIPTION	CATALOGUE NUMBER	STD PK	CTN QTY	LIST PRICE
-------------	------------------	--------	---------	------------

Combination Switched Sockets, Panel Mounted

16A IP44 Combo Switched Sockets, Panel Mounted

16A 3-Pin 110V IP44 4h, Weatherproof Combination Panel Mounted Switched Socket	WCSP316-4			
16A 3-Pin 230V IP44 6h, Weatherproof Combination Panel Mounted Switched Socket	WCSP316-6			
16A 4-Pin 400V IP44 6h, Weatherproof Combination Panel Mounted Switched Socket	WCSP416-6			
16A 5-Pin 400V IP44 6h, Weatherproof Combination Panel Mounted Switched Socket	WCSP516-6			



WCSP316-4

16A IP66 Combo Switched Sockets, Panel Mounted

16A 3-Pin 110V IP66 4h, Weatherproof Combination Panel Mounted Switched Socket	WCSPW316-4			
16A 3-Pin 230V IP66 6h, Weatherproof Combination Panel Mounted Switched Socket	WCSPW316-6			
16A 4-Pin 400V IP66 6h, Weatherproof Combination Panel Mounted Switched Socket	WCSPW416-6			
16A 5-Pin 400V IP66 6h, Weatherproof Combination Panel Mounted Switched Socket	WCSPW516-6			



WCSPW332-4

32A IP44 Combo Switched Sockets, Panel Mounted

32A 3-Pin 110V IP44 4h, Weatherproof Combination Panel Mounted Switched Socket	WCSP332-4			
32A 3-Pin 230V IP44 6h, Weatherproof Combination Panel Mounted Switched Socket	WCSP332-6			
32A 4-Pin 400V IP44 6h, Weatherproof Combination Panel Mounted Switched Socket	WCSP432-6			
32A 5-Pin 400V IP44 6h, Weatherproof Combination Panel Mounted Switched Socket	WCSP532-6			

32A IP66 Combo Switched Sockets, Panel Mounted

32A 3-Pin 110V IP66 4h, Weatherproof Combination Panel Mounted Switched Socket	WCSPW332-4			
32A 3-Pin 230V IP66 6h, Weatherproof Combination Panel Mounted Switched Socket	WCSPW332-6			
32A 4-Pin 400V IP66 6h, Weatherproof Combination Panel Mounted Switched Socket	WCSPW432-6			
32A 5-Pin 400V IP66 6h, Weatherproof Combination Panel Mounted Switched Socket	WCSPW532-6			
32A 4-Pin 400V IP66 3h, Weatherproof Combination Panel Mounted Switched Socket	WCSPW432-3			



WA10016



WA93905



WA93105



WA93312



WA10055

Caps

16A 3-Pin, Cap for Fix Plug	WA10016			
16A 4-Pin, Cap for Fix Plug	WA10017			
16A 5-Pin, Cap for Fix Plug	WA10018			
32A 3-Pin & 4-Pin, Cap for Fix Plug	WA10019			
32A 5-Pin, Cap for Fix Plug	WA10020			

Boxes

Embedded Box	WA93905			
Wall Box	WA93105			

Others

Nylon Nipple for Box Joining PG21 - IP67	WA93312			
Cable Clamp PG21	WA10055			

ACCESSORIES

56 SERIES

DESCRIPTION	CATALOGUE NUMBER	STD PK	CTN QTY	LIST PRICE
-------------	------------------	--------	---------	------------

Key Operated Switches Surface Switches - IP66

250V 15A Single Pole Key Operated Switch	56K2SW115			
250V 20A Single Pole Key Operated Switch	56K2SW120			
250V 32A Single Pole Key Operated Switch	56K2SW132			
250V 50A Single Pole Key Operated Switch	56K2SW150			
500V 20A Double Pole Key Operated Switch	56K2SW220			
500V 32A Double Pole Key Operated Switch	56K2SW232			
500V 50A Double Pole Key Operated Switch	56K2SW250			
500V 10A Triple Pole Key Operated Switch	56K2SW310			
500V 20A Triple Pole Key Operated Switch	56K2SW320			
500V 32A Triple Pole Key Operated Switch	56K2SW332			
500V 50A Triple Pole Key Operated Switch	56K2SW350			



56K2SW115



56K2SW310



56SW120



56SW320



56SW363/2



56SSW10



56SSW2/10

Rotary Switches Surface Switches - IP66

250V 10A Single Pole 1 Way Switch	56SW110			
250V 10A Single Pole 2 Way Switch	56SW110/2			
250V 15A Single Pole 1 Way Switch	56SW115			
250V 15A Single Pole 2 Way Switch	56SW115/2			
250V 20A Single Pole 1 Way Switch	56SW120			
250V 32A Single Pole 1 Way Switch	56SW132			
250V 50A Single Pole 1 Way Switch	56SW150			
250V 63A Single Pole 1 Way Switch	56SW163			
500V 20A Double Pole 1 Way Switch	56SW220			
500V 32A Double Pole 1 Way Switch	56SW232			
500V 50A Double Pole 1 Way Switch	56SW250			
500V 63A Double Pole 1 Way Switch	56SW263			
500V 10A Triple Pole 1 Way Switch	56SW310			
500V 20A Triple Pole 1 Way Switch	56SW320			
500V 20A Triple Pole 1 Way Switch, with 2A Control Circuits	56SW320C			
500V 32A Triple Pole 1 Way Switch	56SW332			
500V 32A Triple Pole 1 Way Switch, with 2A Control Circuits	56SW332C			
500V 50A Triple Pole 1 Way Switch	56SW350			
500V 50A Triple Pole 1 Way Switch, with 2A Control Circuits	56SW350C			
500V 63A Triple Pole 1 Way Switch	56SW363			
500V 63A Triple Pole 1 Way Switch, 2 Gang, with 25mm Cable Entry	56SW363/2			
500V 20A 4 Pole 1 Way Switch	56SW420			

Sliding Switches Surface Switches - IP56

250V 10A Single Sliding Switch	56SSW10			
250V 15A Single Sliding Switch	56SSW15			
250V 10A Double Sliding Switch	56SSW2/10			
250V 15A Double Sliding Switch	56SSW2/15			

DESCRIPTION	CATALOGUE NUMBER	STD PK	CTN QTY	LIST PRICE
Straight Plugs Industrial Plugs - IP66				
250V 10A 3 Flat Pin Plug, Straight	56P310			
250V 13A 3 Pin Plug, Straight, British Standard BS1363	56P313			
250V 10A 2 Flat & Round Earth Pin Plug, Straight	56P310SL			
250V 15A 3 Flat Pin Plug, Straight	56P315			
250V 13A 3 Round Pin Plug, Straight, British Standard BS546	56P315RP			
3-Pin Plug Top, 230V ~ 16A	56P316RPGY			
250V 20A 3 Round Pin Plug, Straight	56P320			
500V 10A 4 Round Pin Plug, Straight	56P410			
500V 20A 4 Round Pin Plug, Straight	56P420			
500V 32A 4 Round Pin Plug, Straight	56P432			
500V 50A 4 Round Pin Plug, Straight	56P450			
500V 20A 5 Round Pin Plug, Straight	56P520			
500V 32A 5 Round Pin Plug, Straight	56P532			



56P313



56P315RP

Angle Plugs Industrial Plugs - IP66

250V 13A 3 Pin Plug, Angle, British Standard BS1363	56PA313			
250V 20A 3 Round Pin Plug, Angle	56PA320			
250V 32A 3 Round Pin Plug, Angle	56PA332			
500V 10A 4 Round Pin Plug, Angle	56PA410			
500V 15A 4 Round Pin Plug, Angle	56PA416			
500V 15A 4 Round Pin Plug, 400Hz, Angle	56PA416K			
500V 20A 4 Round Pin Plug, Angle	56PA420			
500V 32A 4 Round Pin Plug, Angle	56PA432			
500V 40A 4 Round Pin Plug, Angle	56PA440			
500V 50A 4 Round Pin Plug, Angle	56PA450			
500V 10A 5 Round Pin Plug, Angle	56PA510			
500V 20A 5 Round Pin Plug, Angle	56PA520			
500V 32A 5 Round Pin Plug, Angle	56PA532			
500V 40A 5 Round Pin Plug, Angle	56PA540			
500V 50A 5 Round Pin Plug, Angle	56PA550			

DESCRIPTION	CATALOGUE NUMBER	STD PK	CTN QTY	LIST PRICE
Surface Socket Outlets				
250V 16A 2 Round Pin Socket	56S0210/16			
250V 10A 3 Flat Pin Socket	56S0310			
240V 10A 3 Flat Pin China Socket	56S0310C			
250V 10A 2 Flat & Round Earth Pin Socket	56S0310L			
250V 13A 3 Pin Socket, British Standard BS1363	56S0313			
250V 15A 3 Flat Pin Socket	56S0315			
250V 15A 3 Round Pin Socket, British Standard BS546	56S0315RP			
250V 16A 3 Flat Pin China Socket	56S0316C			
250V 16A 3 Round Pin Socket	56S0316RP			
250V 20A 3 Round Pin Socket	56S0320			
250V 20A 3 Flat Pin Socket	56S0320F			
250V 32A 3 Round Pin Socket	56S0332			
500V 10A 4 Round Pin Socket	56S0410			
500V 20A 4 Round Pin Socket	56S0420			
500V 32A 4 Round Pin Socket	56S0432			
500V 40A 4 Round Pin Socket	56S0440			
500V 50A 4 Round Pin Socket	56S0450			
500V 10A 5 Round Pin Socket	56S0510			
500V 20A 5 Round Pin Socket	56S0520			
500V 32A 5 Round Pin Socket	56S0532			
500V 40A 5 Round Pin Socket	56S0540			
500V 50A 5 Round Pin Socket	56S0550			

International Surface Socket Outlets (IEC309)

IP66

110/130V 16A 4h 3 Round Pin Socket, IP66	56S0316/4			
220/250V 16A 6h 3 Round Pin Socket, IP66	56S0316/6			
110/130V 32A 4h 3 Round Pin Socket, IP66	56S0332/4			
220/250V 32A 6h 3 Round Pin Socket, IP66	56S0332/6			
380/415V 16A 6h 4 Round Pin Socket, IP66	56S0416/6			
380/415V 32A 6h 4 Round Pin Socket, IP66	56S0432/6			
380/415V 16A 6h 5 Round Pin Socket, IP66	56S0516/6			
380/415V 32A 6h 5 Round Pin Socket, IP66	56S0532/6			
32A 415V~6h, 4 Pin	56S0432/6LEGY			
32A 415V~6h, 5 Pin	56S0532/6LEGY			

IP67

220/250V 16A 6h 3 Round Pin Socket, IP67	56S0316/6/67			
220/250V 32A 6h 3 Round Pin Socket, IP67	56S0332/6/67			
380/415V 16A 6h 4 Round Pin Socket, IP67	56S0416/6/67			
380/415V 32A 3h 4 Round Pin Socket, IP67	56S0432/3/67			
380/415V 32A 6h 4 Round Pin Socket, IP67	56S0432/6/67			
380/415V 16A 6h 5 Round Pin Socket, IP67	56S0516/6/67			
380/415V 32A 6h 5 Round Pin Socket, IP67	56S0532/6/67			



56S0310C



56S0313



56S0315RP



56S0510



56S0316/4



56S0332/4



56S0416/6



56S0516/6

DESCRIPTION	CATALOGUE NUMBER	STD PK	CTN QTY	LIST PRICE
Combination Switched Socket Outlets				
250V 10A 3 Flat Pin Switched Socket	56C310			
250V 13A 3 Pin Switched Socket, British Standard BS1363	56C313			
250V 13A 3 Pin Switched Socket, 2 Gang, British Standard BS1363	56C313/2			
250V 13A 3 Pin Switched Socket, with DP Switch, British Standard BS1363	56C313DP			
250V 15A 3 Flat Pin Switched Socket	56C315			
250V 15A 3 Round Pin Switched Socket, British Standard BS546	56C315RP			
250V 15A 3 Round Pin Switched Socket, 2 Gang, British Standard BS546	56C315RP/2			
16A, 3 Pin 230V Switch Socket Outlet, 6h	56C316RPGY			
250V 20A 3 Round Pin Switched Socket	56C320			
250V 32A 3 Round Pin Switched Socket	56C332			
500V 10A 4 Round Pin Switched Socket	56C410			
500V 20A 4 Round Pin Switched Socket	56C420			
500V 32A 4 Round Pin Switched Socket	56C432			
500V 40A 4 Round Pin Switched Socket	56C440			
500V 50A 4 Round Pin Switched Socket	56C450			
500V 10A 5 Round Pin Switched Socket	56C510			
500V 20A 5 Round Pin Switched Socket	56C520			
500V 32A 5 Round Pin Switched Socket	56C532			
500V 40A 5 Round Pin Switched Socket	56C540			
500V 50A 5 Round Pin Switched Socket	56C550			
500V 20A 5 Round Pin Switched Socket	56CV520			
500V 32A 5 Round Pin Switched Socket	56CV532			
Extension Sockets & Appliance Connectors				
250V 10A 3 Flat Pin Extension Socket	56CSC310			
500V 50A 4 Round Pin Extension Socket	56CSC450			
500V 32A 5 Round Pin Extension Socket	56CSC532			
Combination Switched Sockets with RCD Protection				
250V 10A 3 Pin RCD Protected Socket	56C310/4EL			
250V 13A 3 Pin RCD Protected Socket	56C313/4EL			
250V 15A 3 Pin RCD Protected Socket	56C315/4EL			
250V 15A 3 Pin RCD Protected Socket, British Standard BS546	56C315RP/4EL			
250V 20A 3 Pin RCD Protected Socket	56C320/4EL			
250V 32A 3 Pin RCD Protected Socket	56C332/4EL			
500V 10A 4 Pin RCD Protected Socket	56C410/4EL			
500V 15A 4 Pin RCD Protected Socket	56C415/4EL			
500V 20A 4 Pin RCD Protected Socket	56C420/4EL			
500V 32A 4 Pin RCD Protected Socket	56C432/4EL			
500V 40A 4 Pin RCD Protected Socket	56C440/4EL			
500V 50A 4 Pin RCD Protected Socket	56C450/4EL			
500V 10A 5 Pin RCD Protected Socket	56C510/4EL			
500V 15A 5 Pin RCD Protected Socket	56C515/4EL			
5 Pin Switched Socket 500V, 16A 6h	56C516/6GY			
500V 20A 5 Pin RCD Protected Socket	56C520/4EL			
500V 32A 5 Pin RCD Protected Socket	56C532/4EL			
500V 40A 5 Pin RCD Protected Socket	56C540/4EL			
500V 50A 5 Pin RCD Protected Socket	56C550/4EL			
250V 15A 3 Pin RCD Protected Switched Socket	56SC315RC			
250V 15A 3 Round Pin Switched Socket	56SC315RP			



56C313



56C313/2



56C315



56C315RP



56C532



56CSC532



56C313/4EL

Weatherproof System

56 SERIES

DESCRIPTION	CATALOGUE NUMBER	STD PK	CTN QTY	LIST PRICE
Pendant Sockets				
500V 10A 4 Round Pin Pendant Socket	56P0410			
500V 20A 4 Round Pin Pendant Socket	56P0420			
500V 32A 4 Round Pin Pendant Socket	56P0432			
500V 40A 4 Round Pin Pendant Socket	56P0440			
500V 50A 4 Round Pin Pendant Socket	56P0450			
500V 10A 5 Round Pin Pendant Socket	56P0510			
500V 20A 5 Round Pin Pendant Socket	56P0520			
500V 32A 5 Round Pin Pendant Socket	56P0532			
500V 40A 5 Round Pin Pendant Socket	56P0540			
500V 50A 5 Round Pin Pendant Socket	56P0550			
Appliance Inlets				
250V 10A 3 Flat Pin Appliance Inlet	56AI310			
500V 50A 4 Round Pin Appliance Inlet	56AI450			
500V 32A 5 Round Pin Appliance Inlet	56AI532			
Push Button Switches - IP66				
250V 10A "START" Push Button Switch	56PB			
250V 10A "STOP" Push Button Switch	56PBS			
250V 10A EMERGENCY "STOP" Push Button Switch	56PBS1			
250V 10A MUSHROOM BUTTON LATCH Push Button Switch	56PBS2			
250V 10A "STOP"/"START" Push Button Switch	56/2PB			
250V 10A EMERGENCY "STOP" & "START" Push Button Switch	56/2PBS1			
Single Phase RCD Industrial RCD Protected Accessories				
250V 30mA Two Pole Single Phase RCD - IP66	56RC			
Sunset Switch, Premium				
250V 10A Industrial Series Sunset Switch - IP66	56SSR			
Time Delay Switch	319WE			



56P0532



56AI310



56AI450



56PBS



56PB



56RC



56SSR

DESCRIPTION	CATALOGUE NUMBER	STD PK	CTN QTY	LIST PRICE
-------------	------------------	--------	---------	------------



56/32

Aperture Enclosure

2 Aperture Enclosure - IP66

56/32



56JB1

Junction Boxes

1 Gang Junction Box

56JB1

2 Gang Junction Box

56JB2

3 Gang Junction Box

56JB3

4 Gang Junction Box

56JB4

Bridge & Divider

Bridge

56B



56B

Mounting Enclosures

Standard Depth

1 Gang Mounting Enclosure

56E1

2 Gang Mounting Enclosure

56E2

3 Gang Mounting Enclosure

56E3

4 Gang Mounting Enclosure

56E4

6 Gang Mounting Enclosure

56E6

8 Gang Mounting Enclosure

56E8

9 Gang Mounting Enclosure

56E9

16 Gang Mounting Enclosure

56E16



56E1

Shallow

1 Gang Mounting Shallow Enclosure

56ES1

2 Gang Mounting Shallow Enclosure

56ES2

3 Gang Mounting Shallow Enclosure

56ES3

4 Gang Mounting Shallow Enclosure

56ES4

6 Gang Mounting Shallow Enclosure

56ES6

8 Gang Mounting Shallow Enclosure

56ES8

9 Gang Mounting Shallow Enclosure

56ES9



56E9

Deep

1 Gang Mounting Deep Enclosure

56ED1

2 Gang Mounting Deep Enclosure

56ED2

3 Gang Mounting Deep Enclosure

56ED3

4 Gang Mounting Deep Enclosure

56ED4

6 Gang Mounting Deep Enclosure

56ED6

8 Gang Mounting Deep Enclosure

56ED8

9 Gang Mounting Deep Enclosure

56ED9



56ES1

Weatherproof System

56 SERIES | ACCESSORIES

DESCRIPTION	CATALOGUE NUMBER	STD PK	CTN QTY	LIST PRICE
Mounting Brackets				
1 Pole Cover Kit Mounting Bracket and 250V Neon	56CB1N			
2 Pole Cover Kit Mounting Bracket and 440V Neon	56CB2N			
3 Pole Cover Kit Mounting Bracket and 440V Neon	56CB3N			
Mounting Cover Kit to Suit RCD	56RC4N			



Mounting Brackets

Flush Surrounds

1 Gang Flush Surround	56FA1			
2 Gang Flush Surround	56FA2			
3 Gang Flush Surround	56FA3			
4 Gang Flush Surround	56FA4			



56RC4N

Enclosure Lids

1 Gang 28mm Enclosure Lid	56L1			
2 Gang 28mm Enclosure Lid	56L2			
3 Gang 28mm Enclosure Lid	56L3			
4 Gang 28mm Enclosure Lid	56L4			



Flush Surrounds

66 SERIES

Surface Switches

500V 63A 4 Pin Switched Socket	66CV463			
500V 63A 5 Pin Switched Socket	66CV563			
500V 63A 7 Pin Switched Socket	66CV763			



Enclosure Lids



66CV563

DESCRIPTION	CATALOGUE NUMBER	STD PK	CTN QTY	LIST PRICE
-------------	------------------	--------	---------	------------

Aquaseal IP66 Surface Mount Isolator Switches



CSS116

Single Pole

- 16A Single Pole Isolator Switch
- 20A Single Pole Isolator Switch
- 25A Single Pole Isolator Switch
- 32A Single Pole Isolator Switch
- 40A Single Pole Isolator Switch

- CSS116
- CSS120
- CSS125
- CSS132
- CSS140



CSS216

Double Pole

- 16A Double Pole Isolator Switch
- 20A Double Pole Isolator Switch
- 25A Double Pole Isolator Switch
- 32A Double Pole Isolator Switch
- 40A Double Pole Isolator Switch

- CSS216
- CSS220
- CSS225
- CSS232
- CSS240



CSS316

Triple Pole

- 16A Triple Pole Isolator Switch
- 20A Triple Pole Isolator Switch
- 25A Triple Pole Isolator Switch
- 32A Triple Pole Isolator Switch
- 40A Triple Pole Isolator Switch

- CSS316
- CSS320
- CSS325
- CSS332
- CSS340

Four Pole

- 40A Four Pole Isolator Switch

- CSS440



CSS116N

Single Pole with Neon

- 16A Single Pole Isolator Switch, with Neon
- 20A Single Pole Isolator Switch, with Neon
- 25A Single Pole Isolator Switch, with Neon
- 32A Single Pole Isolator Switch, with Neon
- 40A Single Pole Isolator Switch, with Neon

- CSS116N
- CSS120N
- CSS125N
- CSS132N
- CSS140N



CSS216N

Double Pole with Neon

- 16A Double Pole Isolator Switch, with Neon
- 20A Double Pole Isolator Switch, with Neon
- 25A Double Pole Isolator Switch, with Neon
- 32A Double Pole Isolator Switch, with Neon
- 40A Double Pole Isolator Switch, with Neon

- CSS216N
- CSS220N
- CSS225N
- CSS232N
- CSS240N



CSS316N

Triple Pole with Neon

- 16A Triple Pole Isolator Switch, with Neon
- 20A Triple Pole Isolator Switch, with Neon
- 25A Triple Pole Isolator Switch, with Neon
- 32A Triple Pole Isolator Switch, with Neon
- 40A Triple Pole Isolator Switch, with Neon

- CSS316N
- CSS320N
- CSS325N
- CSS332N
- CSS340N

DESCRIPTION	CATALOGUE NUMBER	STD PK	CTN QTY	LIST PRICE
-------------	------------------	--------	---------	------------

Aquaseal IP66 Surface Mount Switches

Switches with Looping Terminal

10A 1 Gang 2 Way Switch	CSW110			
20A/16A 1 Gang 2 Way Switch	CSW120			
10A 2 Gang 2 Way Switch	CSW110/2			
20A/16A 2 Gang 2 Way Switch	CSW120/2			
10A 1 Gang 2 Way Bell Press Return Switch	CSW110BPR			
10A 1 Gang 2 Way Bell Press Return Switch, without Bellprint	CSW110BPRLS			

Double Pole Switches

20A 1 Gang Double Pole Switch	CSW220			
20A 2 Gang Double Pole Switch	CSW220/2			

Switches with Looping Terminal and Neon

10A 1 Gang 2 Way Switch, with Looping Terminal and Neon	CSW110N			
20A/16A 1 Gang 2 Way Switch, with Looping Terminal and Neon	CSW120N			
10A 2 Gang 2 Way Switch, with Looping Terminal and Neon	CSW110/2N			
20A/16A 2 Gang 2 Way Switch, with Looping Terminal and Neon	CSW120/2N			
10A 1 Gang 2 Way Bell Press Return Switch, with Looping Terminal and Neon	CSW110BPRN			

Double Pole Switches with Neon

20A 1 Gang Double Pole Switch, with Neon	CSW220N			
20A 2 Gang Double Pole Switch, with Neon	CSW220/2N			

Aquaseal IP56 Surface Mount Socket Outlets

13A Socket Outlet	CS0313			
13A Twin Socket Outlet	CS0313/2			
15A Socket Outlet	CS0315RP			
16A Socket Outlet	CS0316RP			
Double Weather Protected Outlet 16A	CS0316/2RP GY			

Aquaseal IP56 Surface Mount Combined Switched Socket Outlets

Combination Switched Socket Outlets

13A Single Pole Switched Socket Outlet	CSC313			
13A Double Pole Switched Socket Outlet	CSC313D			
15A Single Pole Switched Socket Outlet	CSC315RP			
15A Double Pole Switched Socket Outlet	CSC315RPD			
16A Single Pole Switched Socket Outlet	CSC316RP			
16A Double Pole Switched Socket Outlet	CSC316RPD			
10A 4 Pin Switched Socket Outlet	CSC410			
32A 5 Pin Switched Socket Outlet	CSC532			

Combination Switched Socket Outlets with Neon

13A Single Pole Switched Socket Outlet, with Neon	CSC313N			
13A Double Pole Switched Socket Outlet, with Neon	CSC313DN			
15A Single Pole Switched Socket Outlet, with Neon	CSC315RPN			
15A Double Pole Switched Socket Outlet, with Neon	CSC315RPDN			
16A Single Pole Switched Socket Outlet, with Neon	CSC316RPN			
16A Double Pole Switched Socket Outlet, with Neon	CSC316RPDN			



CSW110



CSW110/2



CSW110N



CSW110/2N



CS0313



CSC313



CSC313N

DESCRIPTION	CATALOGUE NUMBER	STD PK	CTN QTY	LIST PRICE
-------------	------------------	--------	---------	------------

Weatherproof Isolator Switches IP56

Single Pole Switches

250V 20A Single Pole Isolator Switch	WHS20			
250V 35A Single Pole Isolator Switch	WHS35			
250V 55A Single Pole Isolator Switch	WHS55			
250V 63A Single Pole Isolator Switch	WHS63			
250V 80A Single Pole Isolator Switch	WHS80			



WHS20

Double Pole Switches

440V 20A Double Pole Isolator Switch	WHD20			
440V 35A Double Pole Isolator Switch	WHD35			
440V 55A Double Pole Isolator Switch	WHD55			
440V 63A Double Pole Isolator Switch	WHD63			
440V 80A Double Pole Isolator Switch	WHD80			



WSR226

Triple Pole Switches

440V 20A Triple Pole Isolator Switch	WHT20			
440V 35A Triple Pole Isolator Switch	WHT35			
440V 55A Triple Pole Isolator Switch	WHT55			
440V 63A Triple Pole Isolator Switch	WHT63			
440V 80A Triple Pole Isolator Switch	WHT80			



WS229

Weatherproof Surface Switches IP56 250V

1 Gang Switches

1 Gang 2Way 15A Switch	WS226*			
1 Gang 2Way 15A Double Pole Switch	WS226D			
1 Gang 2Way 20A Switch	WS226/20*			
1 Gang Intermediate 10A Switch	WS226I			
1 Gang 2Way 15A Round Surface Switch	WSR226			
1 Gang 2Way 20A Round Surface Switch	WSR226/20			

* For neon version, neon kit (WS226NK) should be separately ordered & fixed by drilling hole

2 Gang Switches

2 Gang 2Way 15A Surface Switch	WS226/2*			
2 Gang 2Way 20A Surface Switch	WS226/2/20*			

* For neon version, neon kit (WS226NK x2) should be separately ordered & fixed by drilling holes

Switches with UV Stabilised Membrane Covers

1 Gang 2Way 15A Switch, in Enclosure with UV Stabilised Membrane - IP66	WS229			
Enclosure Only	WS229VH			

Weatherproof System

WH SERIES

DESCRIPTION	CATALOGUE NUMBER	STD PK	CTN QTY	LIST PRICE
Weatherproof Push-Buttons IP66				
"START" & "STOP" Push Button 10A Switch	WS226/2PB			
"START" Push Button 10A Switch	WS226PB			
"STOP" Push Button 10A Switch	WS226PBS			
Junction Box with Connectors	W226JB			

Weatherproof Rigid PVC Adaptable Boxes

Rigid PVC Adaptable Box, with Sealing Gasket, 77mm x 77mm x 54mm	265/1			
Rigid PVC Adaptable Box, with Sealing Gasket, 211mm x 108mm x 81mm	265/3			
Rigid PVC Adaptable Box, with Sealing Gasket, 163mm x 108mm x 81mm	265/4			
Rigid PVC Adaptable Box, with Sealing Gasket, 211mm x 108mm x 81mm	265/5			
Rigid PVC Adaptable Box, with Sealing Gasket, 300mm x 200mm x 152mm	265/7			
Rigid PVC Adaptable Box, with Sealing Gasket, 300mm x 200mm x 200mm	265/7D			

Weatherproof Accessories

FOR SOUTH AFRICA MARKET ONLY

DESCRIPTION	CATALOGUE NUMBER	STD PK	CTN QTY	LIST PRICE
S2000 Weatherproof Box				
100mm x 50mm				
Weatherproof Box Empty	WPS2015E			
Weatherproof Box Complete with S2015 WE	WPS2015C			
100mm x 100mm				
Weatherproof Box Empty	WPST2025E			
Weatherproof Box Complete with ST2025 WE	WPST2025C			
Weatherproof Plate Only				
Plate Only for 1 Gang	31VHWP WE			

Clipsal Integrated Systems

Introduction	C - 4	Reflection Key Input Units	C - 26
C-Bus Technology	C - 5 ~ C - 42	System Units	C - 27
Wireless Key Input Units	C - 5	Ethernet Network Interface	C - 27
Wireless ULTI Family Relay Output	C - 5	PC Interface	C - 27
British Standard	C - 5	Network Bridge	C - 27
Australian/US Standard	C - 6	Power Supply	C - 27
Wireless ULTI Family Leading Edge Dimmers	C - 7	Network Analyser	C - 27
British Standard	C - 7	Network Burden	C - 27
Australian/US Standard	C - 8	Input Units	C - 28
Wireless ULTI Family Trailing Edge Dimmers	C - 9	General Input Unit	C - 28
British Standard	C - 9	Bus Coupler, Learn Enabled	C - 28
Australian/US Standard	C - 10	Auxiliary Input Unit	C - 28
Wireless NEO Family Relay Output	C - 11	Pascal Automation Controller	C - 28
British Standard	C - 11	Motion Sensors	C - 28
Australian/US Standard	C - 13	Outdoor, 110 Degrees	C - 28
Wireless NEO Family Leading Edge Dimmers	C - 14	Indoor, 90 Degrees	C - 28
British Standard	C - 14	Indoor, 360 Degrees	C - 28
Australian/US Standard	C - 16	Multi-Sensor	C - 29
Wireless NEO Family Trailing Edge Dimmers	C - 17	Clock Modules	C - 29
British Standard	C - 17	Australian/US Standard	C - 29
Australian/US Standard	C - 19	British Standard	C - 29
Wireless Plug Adaptors	C - 20	Temperature Sensors	C - 29
Wireless Remote Control	C - 20	Australian/US Standard	C - 29
Wireless Gateway	C - 20	British Standard	C - 29
Key Input Units	C - 21	Light Level Sensors	C - 29
C-Bus ULTI Family Key Input Units	C - 21	IP66 Weatherproof Series	C - 29
with Dynamic Labelling Technology		Telephone Interface	C - 30
British Standard	C - 21	C-Bus Thermostats	C - 30
Australian/US Standard	C - 21		
C-Bus NEO Family Key Input Units	C - 21		
with Dynamic Labelling Technology			
British Standard	C - 21		
Australian/US Standard	C - 21		
C-Bus ULTI Family Key Input Units	C - 22		
British Standard	C - 22		
Australian/US Standard	C - 22		
Glass Fascia for C-Bus ULTI Family Key Input Units	C - 23		
British Standard	C - 23		
Australian/US Standard	C - 23		
C-Bus NEO Family Key Input Units	C - 24		
British Standard	C - 24		
Australian/US Standard	C - 24		
C-Bus Remote Controls	C - 25		
Accessories for C-Bus Key Input Units	C - 25		
C-Bus ULTI	C - 25		
Pre-Labelled Caps	C - 25		
Wall Box & Bracket	C - 25		
Spacers	C - 25		
Mounting Frames	C - 25		
C-Bus NEO	C - 26		
Wall Box & Bracket	C - 26		
Spacers	C - 26		
Inner Surrounds	C - 26		
Outer Surrounds	C - 26		
Rocker Switch Covers and Spacers	C - 26		
Rocker Switch Covers with ID Window	C - 26		

Clipsal Integrated Systems

C-Bus Technology

C - 5 ~ C - 42

Universal Remote Control	C - 30
Monochrome Touch Screens	C - 31
Deskstop Stand	C - 31
Slimline Series	C - 31
Flat Plate Series	C - 31
Accessories for Monochrome Touch Screens	C - 31
Colour Touch Screens	C - 32
ULTI Family	C - 32
NEO Family	C - 32
Flat Plate Series	C - 32
Accessories for Colour Touch Screens	C - 32
Wall Box and Nail Bracket	C - 32
Power Supply	C - 32
Fascia	C - 32

Output Units

High Power Architectural Series Dimmer Range	C - 33
Learn Enabled	C - 33
C-Bus Professional Dimmer Series	C - 33
Learn Enabled 12 Channel	C - 33
Learn Enabled 6 Channel	C - 33
Learn Enabled 3 Channel	C - 33
C-Bus Professional Dimmer Range	C - 34
12 Channel Trailing Edge	C - 34
6 Channel Trailing Edge	C - 34
3 Channel Trailing Edge	C - 34
C-Bus Architectural Dimmer Range	C - 34
12 Channel Architectural	C - 34
6 Channel Architectural	C - 34
3 Channel Architectural	C - 34
4 Channel Dimmer Range	C - 35
8 Channel Dimmer Range	C - 35
Standard Dimmer Range	C - 35
8 Channel DSI Gateway Range	C - 35
2 Channel DALI Gateway Range	C - 35
4 Channel Analogue Output Range	C - 35
4 Channel 10A Relay Range	C - 36
8 Channel 10A Relay Range	C - 36
12 Channel 10A Relay Range	C - 36
4 Channel 20A Relay Range	C - 36
4 Channel Relay Driver Range	C - 37
Learn Enabled	C - 37
Non Learn Enabled	C - 37
Relay Modules	C - 37
4 Channel Changeover Relay Range	C - 37
Motorised Blinds/Curtains/Shutter Relay Range	C - 37
Single and Two Channel Relay Range	C - 37
Infrared Output Units	C - 37

Multi Room Audio

Audio Matrix Switcher	C - 38
Audio Distribution Unit	C - 38
Audio Amplifiers	C - 38
Audio Speakers, Indoor	C - 38
Rectangular	C - 38
Circular	C - 38
Audio Speakers, Outdoor	C - 38

Software Packages

HomeGate Software, v4.0	C - 39
Schedule Plus Software, v4.0	C - 39

Occupancy Sensors

C - 40

Ultrasonic Sensor, Corridors	C - 40
Passive Infrared Sensors	C - 40
Outdoor, 90 Degrees	C - 40
Outdoor, 110 Degrees	C - 40
Indoor, 360 Degrees	C - 40
Smoke Detectors	C - 40
Night Safe Home Emergency Light	C - 40

Clipsal Security

C - 41 ~ C - 42

Alarm Panels

MinderPRO Premise Automation Controller	C - 41
LED Keypad	C - 41
LCD Keypad	C - 41
Door Station	C - 41
Expansion Modules, Local	C - 41
Expansion Modules, Slave	C - 41
Interface Modules	C - 41
Current Transformers	C - 42
Reed Relay Modules	C - 42
Infrared Module	C - 42
Commissioning Tool	C - 42

Clipsal Integrated Systems

Introduction to Integrated Systems

The availability of low cost, powerful microprocessors for building and home control and management systems has created unprecedented customer expectations for increased control, connectivity and integration of electrical and low voltage systems.

Clipsal Integrated Systems, a business unit dedicated to supplying end-to-end building management, integrated control and intelligent wiring solutions, has the products, solutions and programs to help meet these expectations. Clipsal Integrated Systems provides complete end-to-end solutions, with products catering to any type or size of installation.

The flagship product of Clipsal Integrated Systems is C-Bus, a low cost network control system. C-Bus is an industry standard for applications such as power & energy management, lighting control and architectural dimming control, smart home applications, remote control, high power switching & demand shedding and is widely recognized as being one of the most feature rich and cost effective control system solutions in the world.

Clipsal Integrated Systems' entry into the integrated control, monitoring and networking solutions market has been an outstanding success. Clipsal Integrated Systems has surpassed all expectations to become a major player in the thriving integrated control, monitoring and networking solutions industry.

With solutions ranging from power and lighting control, architectural dimming, energy management, security, home automation, residential cabling, electrical safety & software, Clipsal Integrated Systems can supply the systems expected for modern commercial buildings, hotels and homes.

Clipsal Integrated Systems provides high quality and comprehensive solutions to cater to all the requirements of both installers and end users alike. Clipsal Integrated Systems' pursuit of solution excellence does not end with innovative products and leading edge solutions, but is demonstrated through our commitment to working closely with consultants, installers and customers to ensure a successful end result that complies with international standards. Clipsal Integrated Systems offer comprehensive training and accreditation programs to consultants and installers and our innovative product and warranty programs provide end users with complete peace of mind.

Clipsal Integrated Systems programs are active in over 25 different countries around the world, with local stocking, support, training and accreditation programs to ensure the highest standard of service at a local level, making Clipsal Integrated Systems truly "Your Global Partner in Control & Low Voltage Systems".



*C-Bus & EZinstall
Wireless Technologies*



C-Bus Colour Touch Screen



Dynamic Labelling Technology™

C-Bus Technology

WIRELESS KEY INPUT UNITS

DESCRIPTION	CATALOGUE NUMBER	STD PK	CTN QTY	LIST PRICE
Wireless ULTI Family Relay Output				
British Standard				
434MHz				
Key Input 2 Gang, 1 Channel Relay, 1 x 8A, White	E5882R8F1AA, GF			
Key Input 2 Gang, 1 Channel Relay, 1 x 8A, Cream	E5882R8F1AA, 380			
Key Input 2 Gang, 1 Channel Relay, 1 x 8A, Black	E5882R8F1AA, 680			
Key Input 2 Gang, 1 Channel Relay, 1 x 8A, Mid-Brown	E5882R8F1AA, 780			
Key Input 4 Gang, 1 Channel Relay, 1 x 8A, White	E5884R8F1AA, GF			
Key Input 4 Gang, 1 Channel Relay, 1 x 8A, Cream	E5884R8F1AA, 380			
Key Input 4 Gang, 1 Channel Relay, 1 x 8A, Black	E5884R8F1AA, 680			
Key Input 4 Gang, 1 Channel Relay, 1 x 8A, Mid-Brown	E5884R8F1AA, 780			
Key Input 6 Gang, 1 Channel Relay, 1 x 8A, White	E5886R8F1AA, GF			
Key Input 6 Gang, 1 Channel Relay, 1 x 8A, Cream	E5886R8F1AA, 380			
Key Input 6 Gang, 1 Channel Relay, 1 x 8A, Black	E5886R8F1AA, 680			
Key Input 6 Gang, 1 Channel Relay, 1 x 8A, Mid-Brown	E5886R8F1AA, 780			
Key Input 4 Gang, 2 Channel Relay, 2 x 4A, White	E5884R4F2AA, GF			
Key Input 4 Gang, 2 Channel Relay, 2 x 4A, Cream	E5884R4F2AA, 380			
Key Input 4 Gang, 2 Channel Relay, 2 x 4A, Black	E5884R4F2AA, 680			
Key Input 4 Gang, 2 Channel Relay, 2 x 4A, Mid-Brown	E5884R4F2AA, 780			
Key Input 6 Gang, 2 Channel Relay, 2 x 4A, White	E5886R4F2AA, GF			
Key Input 6 Gang, 2 Channel Relay, 2 x 4A, Cream	E5886R4F2AA, 380			
Key Input 6 Gang, 2 Channel Relay, 2 x 4A, Black	E5886R4F2AA, 680			
Key Input 6 Gang, 2 Channel Relay, 2 x 4A, Mid-Brown	E5886R4F2AA, 780			
315MHz				
Key Input 2 Gang, 1 Channel Relay, 1 x 8A, White	E5882R8F1EC, GF			
Key Input 2 Gang, 1 Channel Relay, 1 x 8A, Cream	E5882R8F1EC, 380			
Key Input 2 Gang, 1 Channel Relay, 1 x 8A, Black	E5882R8F1EC, 680			
Key Input 2 Gang, 1 Channel Relay, 1 x 8A, Mid-Brown	E5882R8F1EC, 780			
Key Input 4 Gang, 1 Channel Relay, 1 x 8A, White	E5884R8F1EC, GF			
Key Input 4 Gang, 1 Channel Relay, 1 x 8A, Cream	E5884R8F1EC, 380			
Key Input 4 Gang, 1 Channel Relay, 1 x 8A, Black	E5884R8F1EC, 680			
Key Input 4 Gang, 1 Channel Relay, 1 x 8A, Mid-Brown	E5884R8F1EC, 780			
Key Input 6 Gang, 1 Channel Relay, 1 x 8A, White	E5886R8F1EC, GF			
Key Input 6 Gang, 1 Channel Relay, 1 x 8A, Cream	E5886R8F1EC, 380			
Key Input 6 Gang, 1 Channel Relay, 1 x 8A, Black	E5886R8F1EC, 680			
Key Input 6 Gang, 1 Channel Relay, 1 x 8A, Mid-Brown	E5886R8F1EC, 780			
Key Input 4 Gang, 2 Channel Relay, 2 x 4A, White	E5884R4F2EC, GF			
Key Input 4 Gang, 2 Channel Relay, 2 x 4A, Cream	E5884R4F2EC, 380			
Key Input 4 Gang, 2 Channel Relay, 2 x 4A, Black	E5884R4F2EC, 680			
Key Input 4 Gang, 2 Channel Relay, 2 x 4A, Mid-Brown	E5884R4F2EC, 780			
Key Input 6 Gang, 2 Channel Relay, 2 x 4A, White	E5886R4F2EC, GF			
Key Input 6 Gang, 2 Channel Relay, 2 x 4A, Cream	E5886R4F2EC, 380			
Key Input 6 Gang, 2 Channel Relay, 2 x 4A, Black	E5886R4F2EC, 680			
Key Input 6 Gang, 2 Channel Relay, 2 x 4A, Mid-Brown	E5886R4F2EC, 780			



E5882R8F1AA, GF



E5884R8F1AA, GF



E5886R8F1AA, GF

DESCRIPTION	CATALOGUE NUMBER	STD PK	CTN QTY	LIST PRICE
Wireless ULTI Family Relay Output				
Australian/US Standard				
Key Input 2 Gang, 1 Channel Relay, 1 x 8A, White	5882R8F1AA, GF			
Key Input 2 Gang, 1 Channel Relay, 1 x 8A, Cream	5882R8F1AA, 380			
Key Input 2 Gang, 1 Channel Relay, 1 x 8A, Black	5882R8F1AA, 680			
Key Input 2 Gang, 1 Channel Relay, 1 x 8A, Mid-Brown	5882R8F1AA, 780			
Key Input 4 Gang, 1 Channel Relay, 1 x 8A, White	5884R8F1AA, GF			
Key Input 4 Gang, 1 Channel Relay, 1 x 8A, Cream	5884R8F1AA, 380			
Key Input 4 Gang, 1 Channel Relay, 1 x 8A, Black	5884R8F1AA, 680			
Key Input 4 Gang, 1 Channel Relay, 1 x 8A, Mid-Brown	5884R8F1AA, 780			
Key Input 6 Gang, 1 Channel Relay, 1 x 8A, White	5886R8F1AA, GF			
Key Input 6 Gang, 1 Channel Relay, 1 x 8A, Cream	5886R8F1AA, 380			
Key Input 6 Gang, 1 Channel Relay, 1 x 8A, Black	5886R8F1AA, 680			
Key Input 6 Gang, 1 Channel Relay, 1 x 8A, Mid-Brown	5886R8F1AA, 780			
Key Input 4 Gang, 2 Channel Relay, 2 x 4A, White	5884R4F2AA, GF			
Key Input 4 Gang, 2 Channel Relay, 2 x 4A, Cream	5884R4F2AA, 380			
Key Input 4 Gang, 2 Channel Relay, 2 x 4A, Black	5884R4F2AA, 680			
Key Input 4 Gang, 2 Channel Relay, 2 x 4A, Mid-Brown	5884R4F2AA, 780			
Key Input 6 Gang, 2 Channel Relay, 2 x 4A, White	5886R4F2AA, GF			
Key Input 6 Gang, 2 Channel Relay, 2 x 4A, Cream	5886R4F2AA, 380			
Key Input 6 Gang, 2 Channel Relay, 2 x 4A, Black	5886R4F2AA, 680			
Key Input 6 Gang, 2 Channel Relay, 2 x 4A, Mid-Brown	5886R4F2AA, 780			



5882R8F1AA, GF



5884R8F1AA, GF



5886R8F1AA, GF

C-Bus Technology

WIRELESS KEY INPUT UNITS

DESCRIPTION	CATALOGUE NUMBER	STD PK	CTN QTY	LIST PRICE
-------------	------------------	--------	---------	------------

Wireless ULTI Family Leading Edge Dimmers

British Standard

434MHz

Key Input 2 Gang, 1 Channel Relay, 1 x 8A, White	E5882D2L1AA, GF			
Key Input 2 Gang, 1 Channel Relay, 1 x 8A, Cream	E5882D2L1AA, 380			
Key Input 2 Gang, 1 Channel Relay, 1 x 8A, Black	E5882D2L1AA, 680			
Key Input 2 Gang, 1 Channel Relay, 1 x 8A, Mid-Brown	E5882D2L1AA, 780			
Key Input 4 Gang, 1 Channel Relay, 1 x 8A, White	E5884D2L1AA, GF			
Key Input 4 Gang, 1 Channel Relay, 1 x 8A, Cream	E5884D2L1AA, 380			
Key Input 4 Gang, 1 Channel Relay, 1 x 8A, Black	E5884D2L1AA, 680			
Key Input 4 Gang, 1 Channel Relay, 1 x 8A, Mid-Brown	E5884D2L1AA, 780			
Key Input 6 Gang, 1 Channel Relay, 1 x 8A, White	E5886D2L1AA, GF			
Key Input 6 Gang, 1 Channel Relay, 1 x 8A, Cream	E5886D2L1AA, 380			
Key Input 6 Gang, 1 Channel Relay, 1 x 8A, Black	E5886D2L1AA, 680			
Key Input 6 Gang, 1 Channel Relay, 1 x 8A, Mid-Brown	E5886D2L1AA, 780			
Key Input 4 Gang, 2 Channel Relay, 2 x 4A, White	E5884D1L2AA, GF			
Key Input 4 Gang, 2 Channel Relay, 2 x 4A, Cream	E5884D1L2AA, 380			
Key Input 4 Gang, 2 Channel Relay, 2 x 4A, Black	E5884D1L2AA, 680			
Key Input 4 Gang, 2 Channel Relay, 2 x 4A, Mid-Brown	E5884D1L2AA, 780			
Key Input 6 Gang, 2 Channel Relay, 2 x 4A, White	E5886D1L2AA, GF			
Key Input 6 Gang, 2 Channel Relay, 2 x 4A, Cream	E5886D1L2AA, 380			
Key Input 6 Gang, 2 Channel Relay, 2 x 4A, Black	E5886D1L2AA, 680			
Key Input 6 Gang, 2 Channel Relay, 2 x 4A, Mid-Brown	E5886D1L2AA, 780			

315MHz

Key Input 2 Gang, 1 Channel Relay, 1 x 8A, White	E5882D2L1EC, GF			
Key Input 2 Gang, 1 Channel Relay, 1 x 8A, Cream	E5882D2L1EC, 380			
Key Input 2 Gang, 1 Channel Relay, 1 x 8A, Black	E5882D2L1EC, 680			
Key Input 2 Gang, 1 Channel Relay, 1 x 8A, Mid-Brown	E5882D2L1EC, 780			
Key Input 4 Gang, 1 Channel Relay, 1 x 8A, White	E5884D2L1EC, GF			
Key Input 4 Gang, 1 Channel Relay, 1 x 8A, Cream	E5884D2L1EC, 380			
Key Input 4 Gang, 1 Channel Relay, 1 x 8A, Black	E5884D2L1EC, 680			
Key Input 4 Gang, 1 Channel Relay, 1 x 8A, Mid-Brown	E5884D2L1EC, 780			
Key Input 6 Gang, 1 Channel Relay, 1 x 8A, White	E5886D2L1EC, GF			
Key Input 6 Gang, 1 Channel Relay, 1 x 8A, Cream	E5886D2L1EC, 380			
Key Input 6 Gang, 1 Channel Relay, 1 x 8A, Black	E5886D2L1EC, 680			
Key Input 6 Gang, 1 Channel Relay, 1 x 8A, Mid-Brown	E5886D2L1EC, 780			
Key Input 4 Gang, 2 Channel Relay, 2 x 4A, White	E5884D1L2EC, GF			
Key Input 4 Gang, 2 Channel Relay, 2 x 4A, Cream	E5884D1L2EC, 380			
Key Input 4 Gang, 2 Channel Relay, 2 x 4A, Black	E5884D1L2EC, 680			
Key Input 4 Gang, 2 Channel Relay, 2 x 4A, Mid-Brown	E5884D1L2EC, 780			
Key Input 6 Gang, 2 Channel Relay, 2 x 4A, White	E5886D1L2EC, GF			
Key Input 6 Gang, 2 Channel Relay, 2 x 4A, Cream	E5886D1L2EC, 380			
Key Input 6 Gang, 2 Channel Relay, 2 x 4A, Black	E5886D1L2EC, 680			
Key Input 6 Gang, 2 Channel Relay, 2 x 4A, Mid-Brown	E5886D1L2EC, 780			



E5882D2L1AA, GF



E5884D2L1AA, GF



E5886D2L1AA, GF

DESCRIPTION	CATALOGUE NUMBER	STD PK	CTN QTY	LIST PRICE
-------------	------------------	--------	---------	------------

Wireless ULTI Family Leading Edge Dimmers

Australian/US Standard



5882D2L1AA, GF



5884D2L1AA, GF



5886D2L1AA, GF

Key Input 2 Gang, 1 Channel Leading Edge Dimmer, 1 x 2A, White	5882D2L1AA, GF			
Key Input 2 Gang, 1 Channel Leading Edge Dimmer, 1 x 2A, Cream	5882D2L1AA, 380			
Key Input 2 Gang, 1 Channel Leading Edge Dimmer, 1 x 2A, Black	5882D2L1AA, 680			
Key Input 2 Gang, 1 Channel Leading Edge Dimmer, 1 x 2A, Mid-Brown	5882D2L1AA, 780			
Key Input 4 Gang, 1 Channel Leading Edge Dimmer, 1 x 2A, White	5884D2L1AA, GF			
Key Input 4 Gang, 1 Channel Leading Edge Dimmer, 1 x 2A, Cream	5884D2L1AA, 380			
Key Input 4 Gang, 1 Channel Leading Edge Dimmer, 1 x 2A, Black	5884D2L1AA, 680			
Key Input 4 Gang, 1 Channel Leading Edge Dimmer, 1 x 2A, Mid-Brown	5884D2L1AA, 780			
Key Input 6 Gang, 1 Channel Leading Edge Dimmer, 1 x 2A, White	5886D2L1AA, GF			
Key Input 6 Gang, 1 Channel Leading Edge Dimmer, 1 x 2A, Cream	5886D2L1AA, 380			
Key Input 6 Gang, 1 Channel Leading Edge Dimmer, 1 x 2A, Black	5886D2L1AA, 680			
Key Input 6 Gang, 1 Channel Leading Edge Dimmer, 1 x 2A, Mid-Brown	5886D2L1AA, 780			
Key Input 4 Gang, 2 Channel Leading Edge Dimmer, 2 x 1A, White	5884D1L2AA, GF			
Key Input 4 Gang, 2 Channel Leading Edge Dimmer, 2 x 1A, Cream	5884D1L2AA, 380			
Key Input 4 Gang, 2 Channel Leading Edge Dimmer, 2 x 1A, Black	5884D1L2AA, 680			
Key Input 4 Gang, 2 Channel Leading Edge Dimmer, 2 x 1A, Mid-Brown	5884D1L2AA, 780			
Key Input 6 Gang, 2 Channel Leading Edge Dimmer, 2 x 1A, White	5886D1L2AA, GF			
Key Input 6 Gang, 2 Channel Leading Edge Dimmer, 2 x 1A, Cream	5886D1L2AA, 380			
Key Input 6 Gang, 2 Channel Leading Edge Dimmer, 2 x 1A, Black	5886D1L2AA, 680			
Key Input 6 Gang, 2 Channel Leading Edge Dimmer, 2 x 1A, Mid-Brown	5886D1L2AA, 780			

C-Bus Technology

WIRELESS KEY INPUT UNITS

DESCRIPTION	CATALOGUE NUMBER	STD PK	CTN QTY	LIST PRICE
-------------	------------------	--------	---------	------------

Wireless ULTI Family Trailing Edge Dimmers

British Standard

434MHz

Key Input 2 Gang, 1 Channel Trailing Edge Dimmer, 1 x 2A, White	E5882D2T1AA, GF			
Key Input 2 Gang, 1 Channel Trailing Edge Dimmer, 1 x 2A, Cream	E5882D2T1AA, 380			
Key Input 2 Gang, 1 Channel Trailing Edge Dimmer, 1 x 2A, Black	E5882D2T1AA, 680			
Key Input 2 Gang, 1 Channel Trailing Edge Dimmer, 1 x 2A, Mid-Brown	E5882D2T1AA, 780			
Key Input 4 Gang, 1 Channel Trailing Edge Dimmer, 1 x 2A, White	E5884D2T1AA, GF			
Key Input 4 Gang, 1 Channel Trailing Edge Dimmer, 1 x 2A, Cream	E5884D2T1AA, 380			
Key Input 4 Gang, 1 Channel Trailing Edge Dimmer, 1 x 2A, Black	E5884D2T1AA, 680			
Key Input 4 Gang, 1 Channel Trailing Edge Dimmer, 1 x 2A, Mid-Brown	E5884D2T1AA, 780			
Key Input 6 Gang, 1 Channel Trailing Edge Dimmer, 1 x 2A, White	E5886D2T1AA, GF			
Key Input 6 Gang, 1 Channel Trailing Edge Dimmer, 1 x 2A, Cream	E5886D2T1AA, 380			
Key Input 6 Gang, 1 Channel Trailing Edge Dimmer, 1 x 2A, Black	E5886D2T1AA, 680			
Key Input 6 Gang, 1 Channel Trailing Edge Dimmer, 1 x 2A, Mid-Brown	E5886D2T1AA, 780			
Key Input 4 Gang, 2 Channel Trailing Edge Dimmer, 2 x 1A, White	E5884D1T2AA, GF			
Key Input 4 Gang, 2 Channel Trailing Edge Dimmer, 2 x 1A, Cream	E5884D1T2AA, 380			
Key Input 4 Gang, 2 Channel Trailing Edge Dimmer, 2 x 1A, Black	E5884D1T2AA, 680			
Key Input 4 Gang, 2 Channel Trailing Edge Dimmer, 2 x 1A, Mid-Brown	E5884D1T2AA, 780			
Key Input 6 Gang, 2 Channel Trailing Edge Dimmer, 2 x 1A, White	E5886D1T2AA, GF			
Key Input 6 Gang, 2 Channel Trailing Edge Dimmer, 2 x 1A, Cream	E5886D1T2AA, 380			
Key Input 6 Gang, 2 Channel Trailing Edge Dimmer, 2 x 1A, Black	E5886D1T2AA, 680			
Key Input 6 Gang, 2 Channel Trailing Edge Dimmer, 2 x 1A, Mid-Brown	E5886D1T2AA, 780			
315MHz				
Key Input 2 Gang, 1 Channel Trailing Edge Dimmer, 1 x 2A, White	E5882D2T1EC, GF			
Key Input 2 Gang, 1 Channel Trailing Edge Dimmer, 1 x 2A, Cream	E5882D2T1EC, 380			
Key Input 2 Gang, 1 Channel Trailing Edge Dimmer, 1 x 2A, Black	E5882D2T1EC, 680			
Key Input 2 Gang, 1 Channel Trailing Edge Dimmer, 1 x 2A, Mid-Brown	E5882D2T1EC, 780			
Key Input 4 Gang, 1 Channel Trailing Edge Dimmer, 1 x 2A, White	E5884D2T1EC, GF			
Key Input 4 Gang, 1 Channel Trailing Edge Dimmer, 1 x 2A, Cream	E5884D2T1EC, 380			
Key Input 4 Gang, 1 Channel Trailing Edge Dimmer, 1 x 2A, Black	E5884D2T1EC, 680			
Key Input 4 Gang, 1 Channel Trailing Edge Dimmer, 1 x 2A, Mid-Brown	E5884D2T1EC, 780			
Key Input 6 Gang, 1 Channel Trailing Edge Dimmer, 1 x 2A, White	E5886D2T1EC, GF			
Key Input 6 Gang, 1 Channel Trailing Edge Dimmer, 1 x 2A, Cream	E5886D2T1EC, 380			
Key Input 6 Gang, 1 Channel Trailing Edge Dimmer, 1 x 2A, Black	E5886D2T1EC, 680			
Key Input 6 Gang, 1 Channel Trailing Edge Dimmer, 1 x 2A, Mid-Brown	E5886D2T1EC, 780			
Key Input 4 Gang, 2 Channel Trailing Edge Dimmer, 2 x 1A, White	E5884D1T2EC, GF			
Key Input 4 Gang, 2 Channel Trailing Edge Dimmer, 2 x 1A, Cream	E5884D1T2EC, 380			
Key Input 4 Gang, 2 Channel Trailing Edge Dimmer, 2 x 1A, Black	E5884D1T2EC, 680			
Key Input 4 Gang, 2 Channel Trailing Edge Dimmer, 2 x 1A, Mid-Brown	E5884D1T2EC, 780			
Key Input 6 Gang, 2 Channel Trailing Edge Dimmer, 2 x 1A, White	E5886D1T2EC, GF			
Key Input 6 Gang, 2 Channel Trailing Edge Dimmer, 2 x 1A, Cream	E5886D1T2EC, 380			
Key Input 6 Gang, 2 Channel Trailing Edge Dimmer, 2 x 1A, Black	E5886D1T2EC, 680			
Key Input 6 Gang, 2 Channel Trailing Edge Dimmer, 2 x 1A, Mid-Brown	E5886D1T2EC, 780			



E5882D2T1AA, GF



E5884D2T1AA, GF



E5886D2T1AA, GF

DESCRIPTION	CATALOGUE NUMBER	STD PK	CTN QTY	LIST PRICE
-------------	------------------	--------	---------	------------

Wireless ULTI Family Trailing Edge Dimmers

Australian/US Standard



5882D2T1AA, GF



5884D2T1AA, GF



5886D2T1AA, GF

Key Input 2 Gang, 1 Channel Trailing Edge Dimmer, 1 x 2A, White	5882D2T1AA, GF			
Key Input 2 Gang, 1 Channel Trailing Edge Dimmer, 1 x 2A, Cream	5882D2T1AA, 380			
Key Input 2 Gang, 1 Channel Trailing Edge Dimmer, 1 x 2A, Black	5882D2T1AA, 680			
Key Input 2 Gang, 1 Channel Trailing Edge Dimmer, 1 x 2A, Mid-Brown	5882D2T1AA, 780			
Key Input 4 Gang, 1 Channel Trailing Edge Dimmer, 1 x 2A, White	5884D2T1AA, GF			
Key Input 4 Gang, 1 Channel Trailing Edge Dimmer, 1 x 2A, Cream	5884D2T1AA, 380			
Key Input 4 Gang, 1 Channel Trailing Edge Dimmer, 1 x 2A, Black	5884D2T1AA, 680			
Key Input 4 Gang, 1 Channel Trailing Edge Dimmer, 1 x 2A, Mid-Brown	5884D2T1AA, 780			
Key Input 6 Gang, 1 Channel Trailing Edge Dimmer, 1 x 2A, White	5886D2T1AA, GF			
Key Input 6 Gang, 1 Channel Trailing Edge Dimmer, 1 x 2A, Cream	5886D2T1AA, 380			
Key Input 6 Gang, 1 Channel Trailing Edge Dimmer, 1 x 2A, Black	5886D2T1AA, 680			
Key Input 6 Gang, 1 Channel Trailing Edge Dimmer, 1 x 2A, Mid-Brown	5886D2T1AA, 780			
Key Input 4 Gang, 2 Channel Trailing Edge Dimmer, 2 x 1A, White	5884D1T2AA, GF			
Key Input 4 Gang, 2 Channel Trailing Edge Dimmer, 2 x 1A, Cream	5884D1T2AA, 380			
Key Input 4 Gang, 2 Channel Trailing Edge Dimmer, 2 x 1A, Black	5884D1T2AA, 680			
Key Input 4 Gang, 2 Channel Trailing Edge Dimmer, 2 x 1A, Mid-Brown	5884D1T2AA, 780			
Key Input 6 Gang, 2 Channel Trailing Edge Dimmer, 2 x 1A, White	5886D1T2AA, GF			
Key Input 6 Gang, 2 Channel Trailing Edge Dimmer, 2 x 1A, Cream	5886D1T2AA, 380			
Key Input 6 Gang, 2 Channel Trailing Edge Dimmer, 2 x 1A, Black	5886D1T2AA, 680			
Key Input 6 Gang, 2 Channel Trailing Edge Dimmer, 2 x 1A, Mid-Brown	5886D1T2AA, 780			

C-Bus Technology

WIRELESS KEY INPUT UNITS

DESCRIPTION	CATALOGUE NUMBER	STD PK	CTN QTY	LIST PRICE
Wireless NEO Family Relay Output				
British Standard				
434MHz				
Key Input 2 Gang, 1 Channel Relay, 1 x 8A, White Electric	E5852R8F1AA, WE			
Key Input 2 Gang, 1 Channel Relay, 1 x 8A, Soft Grey	E5852R8F1AA, SG			
Key Input 2 Gang, 1 Channel Relay, 1 x 8A, Desert Sand	E5852R8F1AA, DS			
Key Input 2 Gang, 1 Channel Relay, 1 x 8A, Cream	E5852R8F1AA, CM			
Key Input 2 Gang, 1 Channel Relay, 1 x 8A, Brown	E5852R8F1AA, BR			
Key Input 2 Gang, 1 Channel Relay, 1 x 8A, Black	E5852R8F1AA, BK			
Key Input 2 Gang, 1 Channel Relay, 1 x 8A, Battleship Grey	E5852R8F1AA, GB			
Key Input 4 Gang, 1 Channel Relay, 1 x 8A, White Electric	E5854R8F1AA, WE			
Key Input 4 Gang, 1 Channel Relay, 1 x 8A, Soft Grey	E5854R8F1AA, SG			
Key Input 4 Gang, 1 Channel Relay, 1 x 8A, Desert Sand	E5854R8F1AA, DS			
Key Input 4 Gang, 1 Channel Relay, 1 x 8A, Cream	E5854R8F1AA, CM			
Key Input 4 Gang, 1 Channel Relay, 1 x 8A, Brown	E5854R8F1AA, BR			
Key Input 4 Gang, 1 Channel Relay, 1 x 8A, Black	E5854R8F1AA, BK			
Key Input 4 Gang, 1 Channel Relay, 1 x 8A, Battleship Grey	E5854R8F1AA, GB			
Key Input 8 Gang, 1 Channel Relay, 1 x 8A, White Electric	E5858R8F1AA, WE			
Key Input 8 Gang, 1 Channel Relay, 1 x 8A, Soft Grey	E5858R8F1AA, SG			
Key Input 8 Gang, 1 Channel Relay, 1 x 8A, Desert Sand	E5858R8F1AA, DS			
Key Input 8 Gang, 1 Channel Relay, 1 x 8A, Cream	E5858R8F1AA, CM			
Key Input 8 Gang, 1 Channel Relay, 1 x 8A, Brown	E5858R8F1AA, BR			
Key Input 8 Gang, 1 Channel Relay, 1 x 8A, Black	E5858R8F1AA, BK			
Key Input 8 Gang, 1 Channel Relay, 1 x 8A, Battleship Grey	E5858R8F1AA, GB			
Key Input 4 Gang, 2 Channel Relay, 2 x 4A, White Electric	E5854R4F2AA, WE			
Key Input 4 Gang, 2 Channel Relay, 2 x 4A, Soft Grey	E5854R4F2AA, SG			
Key Input 4 Gang, 2 Channel Relay, 2 x 4A, Desert Sand	E5854R4F2AA, DS			
Key Input 4 Gang, 2 Channel Relay, 2 x 4A, Cream	E5854R4F2AA, CM			
Key Input 4 Gang, 2 Channel Relay, 2 x 4A, Brown	E5854R4F2AA, BR			
Key Input 4 Gang, 2 Channel Relay, 2 x 4A, Black	E5854R4F2AA, BK			
Key Input 4 Gang, 2 Channel Relay, 2 x 4A, Battleship Grey	E5854R4F2AA, GB			
Key Input 8 Gang, 2 Channel Relay, 2 x 4A, White Electric	E5858R4F2AA, WE			
Key Input 8 Gang, 2 Channel Relay, 2 x 4A, Soft Grey	E5858R4F2AA, SG			
Key Input 8 Gang, 2 Channel Relay, 2 x 4A, Desert Sand	E5858R4F2AA, DS			
Key Input 8 Gang, 2 Channel Relay, 2 x 4A, Cream	E5858R4F2AA, CM			
Key Input 8 Gang, 2 Channel Relay, 2 x 4A, Brown	E5858R4F2AA, BR			
Key Input 8 Gang, 2 Channel Relay, 2 x 4A, Black	E5858R4F2AA, BK			
Key Input 4 Gang, 2 Channel Relay, 2 x 4A, Battleship Grey	E5858R4F2AA, GB			



E5852R8F1AA, GB



E5854R8F1AA, GB



E5858R8F1AA, GB

DESCRIPTION	CATALOGUE NUMBER	STD PK	CTN QTY	LIST PRICE
<h3>Wireless NEO Family Relay Output</h3> <h4>British Standard</h4> <h4>315MHz</h4>				
Key Input 2 Gang, 1 Channel Relay, 1 x 8A, White Electric	E5852R8F1EC, WE			
Key Input 2 Gang, 1 Channel Relay, 1 x 8A, Soft Grey	E5852R8F1EC, SG			
Key Input 2 Gang, 1 Channel Relay, 1 x 8A, Desert Sand	E5852R8F1EC, DS			
Key Input 2 Gang, 1 Channel Relay, 1 x 8A, Cream	E5852R8F1EC, CM			
Key Input 2 Gang, 1 Channel Relay, 1 x 8A, Brown	E5852R8F1EC, BR			
Key Input 2 Gang, 1 Channel Relay, 1 x 8A, Black	E5852R8F1EC, BK			
Key Input 2 Gang, 1 Channel Relay, 1 x 8A, Battleship Grey	E5852R8F1EC, GB			
Key Input 4 Gang, 1 Channel Relay, 1 x 8A, White Electric	E5854R8F1EC, WE			
Key Input 4 Gang, 1 Channel Relay, 1 x 8A, Soft Grey	E5854R8F1EC, SG			
Key Input 4 Gang, 1 Channel Relay, 1 x 8A, Desert Sand	E5854R8F1EC, DS			
Key Input 4 Gang, 1 Channel Relay, 1 x 8A, Cream	E5854R8F1EC, CM			
Key Input 4 Gang, 1 Channel Relay, 1 x 8A, Brown	E5854R8F1EC, BR			
Key Input 4 Gang, 1 Channel Relay, 1 x 8A, Black	E5854R8F1EC, BK			
Key Input 4 Gang, 1 Channel Relay, 1 x 8A, Battleship Grey	E5854R8F1EC, GB			
Key Input 8 Gang, 1 Channel Relay, 1 x 8A, White Electric	E5858R8F1EC, WE			
Key Input 8 Gang, 1 Channel Relay, 1 x 8A, Soft Grey	E5858R8F1EC, SG			
Key Input 8 Gang, 1 Channel Relay, 1 x 8A, Desert Sand	E5858R8F1EC, DS			
Key Input 8 Gang, 1 Channel Relay, 1 x 8A, Cream	E5858R8F1EC, CM			
Key Input 8 Gang, 1 Channel Relay, 1 x 8A, Brown	E5858R8F1EC, BR			
Key Input 8 Gang, 1 Channel Relay, 1 x 8A, Black	E5858R8F1EC, BK			
Key Input 8 Gang, 1 Channel Relay, 1 x 8A, Battleship Grey	E5858R8F1EC, GB			
Key Input 4 Gang, 2 Channel Relay, 2 x 4A, White Electric	E5854R4F2EC, WE			
Key Input 4 Gang, 2 Channel Relay, 2 x 4A, Soft Grey	E5854R4F2EC, SG			
Key Input 4 Gang, 2 Channel Relay, 2 x 4A, Desert Sand	E5854R4F2EC, DS			
Key Input 4 Gang, 2 Channel Relay, 2 x 4A, Cream	E5854R4F2EC, CM			
Key Input 4 Gang, 2 Channel Relay, 2 x 4A, Brown	E5854R4F2EC, BR			
Key Input 4 Gang, 2 Channel Relay, 2 x 4A, Black	E5854R4F2EC, BK			
Key Input 4 Gang, 2 Channel Relay, 2 x 4A, Battleship Grey	E5854R4F2EC, GB			
Key Input 8 Gang, 2 Channel Relay, 2 x 4A, Battleship Grey	E5858R4F2EC, WE			
Key Input 8 Gang, 2 Channel Relay, 2 x 4A, Soft Grey	E5858R4F2EC, SG			
Key Input 8 Gang, 2 Channel Relay, 2 x 4A, Desert Sand	E5858R4F2EC, DS			
Key Input 8 Gang, 2 Channel Relay, 2 x 4A, Cream	E5858R4F2EC, CM			
Key Input 8 Gang, 2 Channel Relay, 2 x 4A, Brown	E5858R4F2EC, BR			
Key Input 8 Gang, 2 Channel Relay, 2 x 4A, Black	E5858R4F2EC, BK			
Key Input 8 Gang, 2 Channel Relay, 2 x 4A, Battleship Grey	E5858R4F2EC, GB			



E5852R8F1EC, GB



E5854R8F1EC, GB



E5858R8F1EC, GB

C-Bus Technology

WIRELESS KEY INPUT UNITS

DESCRIPTION	CATALOGUE NUMBER	STD PK	CTN QTY	LIST PRICE
Wireless NEO Family Relay Output				
Australian/US Standard				
Key Input 2 Gang, 1 Channel Relay, 1 x 8A, White Electric	5852R8F1AA, WE			
Key Input 2 Gang, 1 Channel Relay, 1 x 8A, Soft Grey	5852R8F1AA, SG			
Key Input 2 Gang, 1 Channel Relay, 1 x 8A, Desert Sand	5852R8F1AA, DS			
Key Input 2 Gang, 1 Channel Relay, 1 x 8A, Cream	5852R8F1AA, CM			
Key Input 2 Gang, 1 Channel Relay, 1 x 8A, Brown	5852R8F1AA, BR			
Key Input 2 Gang, 1 Channel Relay, 1 x 8A, Black	5852R8F1AA, BK			
Key Input 2 Gang, 1 Channel Relay, 1 x 8A, Battleship Grey	5852R8F1AA, GB			
Key Input 4 Gang, 1 Channel Relay, 1 x 8A, White Electric	5854R8F1AA, WE			
Key Input 4 Gang, 1 Channel Relay, 1 x 8A, Soft Grey	5854R8F1AA, SG			
Key Input 4 Gang, 1 Channel Relay, 1 x 8A, Desert Sand	5854R8F1AA, DS			
Key Input 4 Gang, 1 Channel Relay, 1 x 8A, Cream	5854R8F1AA, CM			
Key Input 4 Gang, 1 Channel Relay, 1 x 8A, Brown	5854R8F1AA, BR			
Key Input 4 Gang, 1 Channel Relay, 1 x 8A, Black	5854R8F1AA, BK			
Key Input 4 Gang, 1 Channel Relay, 1 x 8A, Battleship Grey	5854R8F1AA, GB			
Key Input 8 Gang, 1 Channel Relay, 1 x 8A, White Electric	5858R8F1AA, WE			
Key Input 8 Gang, 1 Channel Relay, 1 x 8A, Soft Grey	5858R8F1AA, SG			
Key Input 8 Gang, 1 Channel Relay, 1 x 8A, Desert Sand	5858R8F1AA, DS			
Key Input 8 Gang, 1 Channel Relay, 1 x 8A, Cream	5858R8F1AA, CM			
Key Input 8 Gang, 1 Channel Relay, 1 x 8A, Brown	5858R8F1AA, BR			
Key Input 8 Gang, 1 Channel Relay, 1 x 8A, Black	5858R8F1AA, BK			
Key Input 8 Gang, 1 Channel Relay, 1 x 8A, Battleship Grey	5858R8F1AA, GB			
Key Input 4 Gang, 2 Channel Relay, 2 x 4A, White Electric	5854R4F2AA, WE			
Key Input 4 Gang, 2 Channel Relay, 2 x 4A, Soft Grey	5854R4F2AA, SG			
Key Input 4 Gang, 2 Channel Relay, 2 x 4A, Desert Sand	5854R4F2AA, DS			
Key Input 4 Gang, 2 Channel Relay, 2 x 4A, Cream	5854R4F2AA, CM			
Key Input 4 Gang, 2 Channel Relay, 2 x 4A, Brown	5854R4F2AA, BR			
Key Input 4 Gang, 2 Channel Relay, 2 x 4A, Black	5854R4F2AA, BK			
Key Input 4 Gang, 2 Channel Relay, 2 x 4A, Battleship Grey	5854R4F2AA, GB			
Key Input 8 Gang, 2 Channel Relay, 2 x 4A, White Electric	5858R4F2AA, WE			
Key Input 8 Gang, 2 Channel Relay, 2 x 4A, Soft Grey	5858R4F2AA, SG			
Key Input 8 Gang, 2 Channel Relay, 2 x 4A, Desert Sand	5858R4F2AA, DS			
Key Input 8 Gang, 2 Channel Relay, 2 x 4A, Cream	5858R4F2AA, CM			
Key Input 8 Gang, 2 Channel Relay, 2 x 4A, Brown	5858R4F2AA, BR			
Key Input 8 Gang, 2 Channel Relay, 2 x 4A, Black	5858R4F2AA, BK			
Key Input 8 Gang, 2 Channel Relay, 2 x 4A, Battleship Grey	5858R4F2AA, GB			



5852R8F1AA, GB



5854R8F1AA, GB



5858R8F1AA, GB

DESCRIPTION	CATALOGUE NUMBER	STD PK	CTN QTY	LIST PRICE
-------------	------------------	--------	---------	------------

Wireless NEO Family Leading Edge Dimmers

British Standard

434MHz



E5852D2L1AA, GB



E5854D2L1AA, GB



E5858D2L1AA, GB

Key Input 2 Gang, 1 Channel Leading Edge Dimmer, 1 x 2A, White Electric	E5852D2L1AA, WE			
Key Input 2 Gang, 1 Channel Leading Edge Dimmer, 1 x 2A, Soft Grey	E5852D2L1AA, SG			
Key Input 2 Gang, 1 Channel Leading Edge Dimmer, 1 x 2A, Desert Sand	E5852D2L1AA, DS			
Key Input 2 Gang, 1 Channel Leading Edge Dimmer, 1 x 2A, Cream	E5852D2L1AA, CM			
Key Input 2 Gang, 1 Channel Leading Edge Dimmer, 1 x 2A, Brown	E5852D2L1AA, BR			
Key Input 2 Gang, 1 Channel Leading Edge Dimmer, 1 x 2A, Black	E5852D2L1AA, BK			
Key Input 2 Gang, 1 Channel Leading Edge Dimmer, 1 x 2A, Battleship Grey	E5852D2L1AA, GB			
Key Input 4 Gang, 1 Channel Leading Edge Dimmer, 1 x 2A, White Electric	E5854D2L1AA, WE			
Key Input 4 Gang, 1 Channel Leading Edge Dimmer, 1 x 2A, Soft Grey	E5854D2L1AA, SG			
Key Input 4 Gang, 1 Channel Leading Edge Dimmer, 1 x 2A, Desert Sand	E5854D2L1AA, DS			
Key Input 4 Gang, 1 Channel Leading Edge Dimmer, 1 x 2A, Cream	E5854D2L1AA, CM			
Key Input 4 Gang, 1 Channel Leading Edge Dimmer, 1 x 2A, Brown	E5854D2L1AA, BR			
Key Input 4 Gang, 1 Channel Leading Edge Dimmer, 1 x 2A, Black	E5854D2L1AA, BK			
Key Input 4 Gang, 1 Channel Leading Edge Dimmer, 1 x 2A, Battleship Grey	E5854D2L1AA, GB			
Key Input 8 Gang, 1 Channel Leading Edge Dimmer, 1 x 2A, White Electric	E5858D2L1AA, WE			
Key Input 8 Gang, 1 Channel Leading Edge Dimmer, 1 x 2A, Soft Grey	E5858D2L1AA, SG			
Key Input 8 Gang, 1 Channel Leading Edge Dimmer, 1 x 2A, Desert Sand	E5858D2L1AA, DS			
Key Input 8 Gang, 1 Channel Leading Edge Dimmer, 1 x 2A, Cream	E5858D2L1AA, CM			
Key Input 8 Gang, 1 Channel Leading Edge Dimmer, 1 x 2A, Brown	E5858D2L1AA, BR			
Key Input 8 Gang, 1 Channel Leading Edge Dimmer, 1 x 2A, Black	E5858D2L1AA, BK			
Key Input 8 Gang, 1 Channel Leading Edge Dimmer, 1 x 2A, Battleship Grey	E5858D2L1AA, GB			
Key Input 4 Gang, 2 Channel Leading Edge Dimmer, 2 x 1A, White Electric	E5854D1L2AA, WE			
Key Input 4 Gang, 2 Channel Leading Edge Dimmer, 2 x 1A, Soft Grey	E5854D1L2AA, SG			
Key Input 4 Gang, 2 Channel Leading Edge Dimmer, 2 x 1A, Desert Sand	E5854D1L2AA, DS			
Key Input 4 Gang, 2 Channel Leading Edge Dimmer, 2 x 1A, Cream	E5854D1L2AA, CM			
Key Input 4 Gang, 2 Channel Leading Edge Dimmer, 2 x 1A, Brown	E5854D1L2AA, BR			
Key Input 4 Gang, 2 Channel Leading Edge Dimmer, 2 x 1A, Black	E5854D1L2AA, BK			
Key Input 4 Gang, 2 Channel Leading Edge Dimmer, 2 x 1A, Battleship Grey	E5854D1L2AA, GB			
Key Input 8 Gang, 2 Channel Leading Edge Dimmer, 2 x 1A, White Electric	E5858D1L2AA, WE			
Key Input 8 Gang, 2 Channel Leading Edge Dimmer, 2 x 1A, Soft Grey	E5858D1L2AA, SG			
Key Input 8 Gang, 2 Channel Leading Edge Dimmer, 2 x 1A, Desert Sand	E5858D1L2AA, DS			
Key Input 8 Gang, 2 Channel Leading Edge Dimmer, 2 x 1A, Cream	E5858D1L2AA, CM			
Key Input 8 Gang, 2 Channel Leading Edge Dimmer, 2 x 1A, Brown	E5858D1L2AA, BR			
Key Input 8 Gang, 2 Channel Leading Edge Dimmer, 2 x 1A, Black	E5858D1L2AA, BK			
Key Input 8 Gang, 2 Channel Leading Edge Dimmer, 2 x 1A, Battleship Grey	E5858D1L2AA, GB			

C-Bus Technology

WIRELESS KEY INPUT UNITS

DESCRIPTION	CATALOGUE NUMBER	STD PK	CTN QTY	LIST PRICE
-------------	------------------	--------	---------	------------

Wireless NEO Family Leading Edge Dimmers

British Standard

315MHz

Key Input 2 Gang, 1 Channel Leading Edge Dimmer, 1 x 2A, White Electric	E5852D2L1EC, WE			
Key Input 2 Gang, 1 Channel Leading Edge Dimmer, 1 x 2A, Soft Grey	E5852D2L1EC, SG			
Key Input 2 Gang, 1 Channel Leading Edge Dimmer, 1 x 2A, Desert Sand	E5852D2L1EC, DS			
Key Input 2 Gang, 1 Channel Leading Edge Dimmer, 1 x 2A, Cream	E5852D2L1EC, CM			
Key Input 2 Gang, 1 Channel Leading Edge Dimmer, 1 x 2A, Brown	E5852D2L1EC, BR			
Key Input 2 Gang, 1 Channel Leading Edge Dimmer, 1 x 2A, Black	E5852D2L1EC, BK			
Key Input 2 Gang, 1 Channel Leading Edge Dimmer, 1 x 2A, Battleship Grey	E5852D2L1EC, GB			
Key Input 4 Gang, 1 Channel Leading Edge Dimmer, 1 x 2A, White Electric	E5854D2L1EC, WE			
Key Input 4 Gang, 1 Channel Leading Edge Dimmer, 1 x 2A, Soft Grey	E5854D2L1EC, SG			
Key Input 4 Gang, 1 Channel Leading Edge Dimmer, 1 x 2A, Desert Sand	E5854D2L1EC, DS			
Key Input 4 Gang, 1 Channel Leading Edge Dimmer, 1 x 2A, Cream	E5854D2L1EC, CM			
Key Input 4 Gang, 1 Channel Leading Edge Dimmer, 1 x 2A, Brown	E5854D2L1EC, BR			
Key Input 4 Gang, 1 Channel Leading Edge Dimmer, 1 x 2A, Black	E5854D2L1EC, BK			
Key Input 4 Gang, 1 Channel Leading Edge Dimmer, 1 x 2A, Battleship Grey	E5854D2L1EC, GB			
Key Input 8 Gang, 1 Channel Leading Edge Dimmer, 1 x 2A, White Electric	E5858D2L1EC, WE			
Key Input 8 Gang, 1 Channel Leading Edge Dimmer, 1 x 2A, Soft Grey	E5858D2L1EC, SG			
Key Input 8 Gang, 1 Channel Leading Edge Dimmer, 1 x 2A, Desert Sand	E5858D2L1EC, DS			
Key Input 8 Gang, 1 Channel Leading Edge Dimmer, 1 x 2A, Cream	E5858D2L1EC, CM			
Key Input 8 Gang, 1 Channel Leading Edge Dimmer, 1 x 2A, Brown	E5858D2L1EC, BR			
Key Input 8 Gang, 1 Channel Leading Edge Dimmer, 1 x 2A, Black	E5858D2L1EC, BK			
Key Input 8 Gang, 1 Channel Leading Edge Dimmer, 1 x 2A, Battleship Grey	E5858D2L1EC, GB			
Key Input 4 Gang, 2 Channel Leading Edge Dimmer, 2 x 1A, White Electric	E5854D1L2EC, WE			
Key Input 4 Gang, 2 Channel Leading Edge Dimmer, 2 x 1A, Soft Grey	E5854D1L2EC, SG			
Key Input 4 Gang, 2 Channel Leading Edge Dimmer, 2 x 1A, Desert Sand	E5854D1L2EC, DS			
Key Input 4 Gang, 2 Channel Leading Edge Dimmer, 2 x 1A, Cream	E5854D1L2EC, CM			
Key Input 4 Gang, 2 Channel Leading Edge Dimmer, 2 x 1A, Brown	E5854D1L2EC, BR			
Key Input 4 Gang, 2 Channel Leading Edge Dimmer, 2 x 1A, Black	E5854D1L2EC, BK			
Key Input 4 Gang, 2 Channel Leading Edge Dimmer, 2 x 1A, Battleship Grey	E5854D1L2EC, GB			
Key Input 8 Gang, 2 Channel Leading Edge Dimmer, 2 x 1A, White Electric	E5858D1L2EC, WE			
Key Input 8 Gang, 2 Channel Leading Edge Dimmer, 2 x 1A, Soft Grey	E5858D1L2EC, SG			
Key Input 8 Gang, 2 Channel Leading Edge Dimmer, 2 x 1A, Desert Sand	E5858D1L2EC, DS			
Key Input 8 Gang, 2 Channel Leading Edge Dimmer, 2 x 1A, Cream	E5858D1L2EC, CM			
Key Input 8 Gang, 2 Channel Leading Edge Dimmer, 2 x 1A, Brown	E5858D1L2EC, BR			
Key Input 8 Gang, 2 Channel Leading Edge Dimmer, 2 x 1A, Black	E5858D1L2EC, BK			
Key Input 8 Gang, 2 Channel Leading Edge Dimmer, 2 x 1A, Battleship Grey	E5858D1L2EC, GB			



E5852D2L1EC, GB



E5854D2L1EC, GB



E5858D2L1EC, GB

DESCRIPTION	CATALOGUE NUMBER	STD PK	CTN QTY	LIST PRICE
-------------	------------------	--------	---------	------------

Wireless NEO Family Leading Edge Dimmers

Australian/US Standard



5852D2L1AA, GB



5854D2L1AA, GB



5858D2L1AA, GB

Key Input 2 Gang, 1 Channel Leading Edge Dimmer, 1 x 2A, White Electric	5852D2L1AA, WE			
Key Input 2 Gang, 1 Channel Leading Edge Dimmer, 1 x 2A, Soft Grey	5852D2L1AA, SG			
Key Input 2 Gang, 1 Channel Leading Edge Dimmer, 1 x 2A, Desert Sand	5852D2L1AA, DS			
Key Input 2 Gang, 1 Channel Leading Edge Dimmer, 1 x 2A, Cream	5852D2L1AA, CM			
Key Input 2 Gang, 1 Channel Leading Edge Dimmer, 1 x 2A, Brown	5852D2L1AA, BR			
Key Input 2 Gang, 1 Channel Leading Edge Dimmer, 1 x 2A, Black	5852D2L1AA, BK			
Key Input 2 Gang, 1 Channel Leading Edge Dimmer, 1 x 2A, Battleship Grey	5852D2L1AA, GB			
Key Input 4 Gang, 1 Channel Leading Edge Dimmer, 1 x 2A, White Electric	5854D2L1AA, WE			
Key Input 4 Gang, 1 Channel Leading Edge Dimmer, 1 x 2A, Soft Grey	5854D2L1AA, SG			
Key Input 4 Gang, 1 Channel Leading Edge Dimmer, 1 x 2A, Desert Sand	5854D2L1AA, DS			
Key Input 4 Gang, 1 Channel Leading Edge Dimmer, 1 x 2A, Cream	5854D2L1AA, CM			
Key Input 4 Gang, 1 Channel Leading Edge Dimmer, 1 x 2A, Brown	5854D2L1AA, BR			
Key Input 4 Gang, 1 Channel Leading Edge Dimmer, 1 x 2A, Black	5854D2L1AA, BK			
Key Input 4 Gang, 1 Channel Leading Edge Dimmer, 1 x 2A, Battleship Grey	5854D2L1AA, GB			
Key Input 8 Gang, 1 Channel Leading Edge Dimmer, 1 x 2A, White Electric	5858D2L1AA, WE			
Key Input 8 Gang, 1 Channel Leading Edge Dimmer, 1 x 2A, Soft Grey	5858D2L1AA, SG			
Key Input 8 Gang, 1 Channel Leading Edge Dimmer, 1 x 2A, Desert Sand	5858D2L1AA, DS			
Key Input 8 Gang, 1 Channel Leading Edge Dimmer, 1 x 2A, Cream	5858D2L1AA, CM			
Key Input 8 Gang, 1 Channel Leading Edge Dimmer, 1 x 2A, Brown	5858D2L1AA, BR			
Key Input 8 Gang, 1 Channel Leading Edge Dimmer, 1 x 2A, Black	5858D2L1AA, BK			
Key Input 8 Gang, 1 Channel Leading Edge Dimmer, 1 x 2A, Battleship Grey	5858D2L1AA, GB			
Key Input 4 Gang, 2 Channel Leading Edge Dimmer, 2 x 1A, White Electric	5854D1L2AA, WE			
Key Input 4 Gang, 2 Channel Leading Edge Dimmer, 2 x 1A, Soft Grey	5854D1L2AA, SG			
Key Input 4 Gang, 2 Channel Leading Edge Dimmer, 2 x 1A, Desert Sand	5854D1L2AA, DS			
Key Input 4 Gang, 2 Channel Leading Edge Dimmer, 2 x 1A, Cream	5854D1L2AA, CM			
Key Input 4 Gang, 2 Channel Leading Edge Dimmer, 2 x 1A, Brown	5854D1L2AA, BR			
Key Input 4 Gang, 2 Channel Leading Edge Dimmer, 2 x 1A, Black	5854D1L2AA, BK			
Key Input 4 Gang, 2 Channel Leading Edge Dimmer, 2 x 1A, Battleship Grey	5854D1L2AA, GB			
Key Input 8 Gang, 2 Channel Leading Edge Dimmer, 2 x 1A, White Electric	5858D1L2AA, WE			
Key Input 8 Gang, 2 Channel Leading Edge Dimmer, 2 x 1A, Soft Grey	5858D1L2AA, SG			
Key Input 8 Gang, 2 Channel Leading Edge Dimmer, 2 x 1A, Desert Sand	5858D1L2AA, DS			
Key Input 8 Gang, 2 Channel Leading Edge Dimmer, 2 x 1A, Cream	5858D1L2AA, CM			
Key Input 8 Gang, 2 Channel Leading Edge Dimmer, 2 x 1A, Brown	5858D1L2AA, BR			
Key Input 8 Gang, 2 Channel Leading Edge Dimmer, 2 x 1A, Black	5858D1L2AA, BK			
Key Input 8 Gang, 2 Channel Leading Edge Dimmer, 2 x 1A, Battleship Grey	5858D1L2AA, GB			

C-Bus Technology

WIRELESS KEY INPUT UNITS

DESCRIPTION	CATALOGUE NUMBER	STD PK	CTN QTY	LIST PRICE
-------------	------------------	--------	---------	------------

Wireless NEO Family Trailing Edge Dimmers

British Standard

434MHz

Key Input 2 Gang, 1 Channel Trailing Edge Dimmer, 1 x 2A, White Electric	E5852D2T1AA, WE			
Key Input 2 Gang, 1 Channel Trailing Edge Dimmer, 1 x 2A, Soft Grey	E5852D2T1AA, SG			
Key Input 2 Gang, 1 Channel Trailing Edge Dimmer, 1 x 2A, Desert Sand	E5852D2T1AA, DS			
Key Input 2 Gang, 1 Channel Trailing Edge Dimmer, 1 x 2A, Cream	E5852D2T1AA, CM			
Key Input 2 Gang, 1 Channel Trailing Edge Dimmer, 1 x 2A, Brown	E5852D2T1AA, BR			
Key Input 2 Gang, 1 Channel Trailing Edge Dimmer, 1 x 2A, Black	E5852D2T1AA, BK			
Key Input 2 Gang, 1 Channel Trailing Edge Dimmer, 1 x 2A, Battleship Grey	E5852D2T1AA, GB			
Key Input 4 Gang, 1 Channel Trailing Edge Dimmer, 1 x 2A, White Electric	E5854D2T1AA, WE			
Key Input 4 Gang, 1 Channel Trailing Edge Dimmer, 1 x 2A, Soft Grey	E5854D2T1AA, SG			
Key Input 4 Gang, 1 Channel Trailing Edge Dimmer, 1 x 2A, Desert Sand	E5854D2T1AA, DS			
Key Input 4 Gang, 1 Channel Trailing Edge Dimmer, 1 x 2A, Cream	E5854D2T1AA, CM			
Key Input 4 Gang, 1 Channel Trailing Edge Dimmer, 1 x 2A, Brown	E5854D2T1AA, BR			
Key Input 4 Gang, 1 Channel Trailing Edge Dimmer, 1 x 2A, Black	E5854D2T1AA, BK			
Key Input 4 Gang, 1 Channel Trailing Edge Dimmer, 1 x 2A, Battleship Grey	E5854D2T1AA, GB			
Key Input 8 Gang, 1 Channel Trailing Edge Dimmer, 1 x 2A, White Electric	E5858D2T1AA, WE			
Key Input 8 Gang, 1 Channel Trailing Edge Dimmer, 1 x 2A, Soft Grey	E5858D2T1AA, SG			
Key Input 8 Gang, 1 Channel Trailing Edge Dimmer, 1 x 2A, Desert Sand	E5858D2T1AA, DS			
Key Input 8 Gang, 1 Channel Trailing Edge Dimmer, 1 x 2A, Cream	E5858D2T1AA, CM			
Key Input 8 Gang, 1 Channel Trailing Edge Dimmer, 1 x 2A, Brown	E5858D2T1AA, BR			
Key Input 8 Gang, 1 Channel Trailing Edge Dimmer, 1 x 2A, Black	E5858D2T1AA, BK			
Key Input 8 Gang, 1 Channel Trailing Edge Dimmer, 1 x 2A, Battleship Grey	E5858D2T1AA, GB			
Key Input 4 Gang, 2 Channel Trailing Edge Dimmer, 2 x 1A, White Electric	E5854D1T2AA, WE			
Key Input 4 Gang, 2 Channel Trailing Edge Dimmer, 2 x 1A, Soft Grey	E5854D1T2AA, SG			
Key Input 4 Gang, 2 Channel Trailing Edge Dimmer, 2 x 1A, Desert Sand	E5854D1T2AA, DS			
Key Input 4 Gang, 2 Channel Trailing Edge Dimmer, 2 x 1A, Cream	E5854D1T2AA, CM			
Key Input 4 Gang, 2 Channel Trailing Edge Dimmer, 2 x 1A, Brown	E5854D1T2AA, BR			
Key Input 4 Gang, 2 Channel Trailing Edge Dimmer, 2 x 1A, Black	E5854D1T2AA, BK			
Key Input 4 Gang, 2 Channel Trailing Edge Dimmer, 2 x 1A, Battleship Grey	E5854D1T2AA, GB			
Key Input 8 Gang, 2 Channel Trailing Edge Dimmer, 2 x 1A, White Electric	E5858D1T2AA, WE			
Key Input 8 Gang, 2 Channel Trailing Edge Dimmer, 2 x 1A, Soft Grey	E5858D1T2AA, SG			
Key Input 8 Gang, 2 Channel Trailing Edge Dimmer, 2 x 1A, Desert Sand	E5858D1T2AA, DS			
Key Input 8 Gang, 2 Channel Trailing Edge Dimmer, 2 x 1A, Cream	E5858D1T2AA, CM			
Key Input 8 Gang, 2 Channel Trailing Edge Dimmer, 2 x 1A, Brown	E5858D1T2AA, BR			
Key Input 8 Gang, 2 Channel Trailing Edge Dimmer, 2 x 1A, Black	E5858D1T2AA, BK			
Key Input 8 Gang, 2 Channel Trailing Edge Dimmer, 2 x 1A, Battleship Grey	E5858D1T2AA, GB			



E5852D2T1AA, GB



E5854D2T1AA, GB



E5858D2T1AA, GB

DESCRIPTION	CATALOGUE NUMBER	STD PK	CTN QTY	LIST PRICE
-------------	------------------	--------	---------	------------

Wireless NEO Family Trailing Edge Dimmers

British Standard

315MHz



E5852D2T1EC, GB



E5854D2T1EC, GB



E5858D2T1EC, GB

Key Input 2 Gang, 1 Channel Trailing Edge Dimmer, 1 x 2A, White Electric	E5852D2T1EC, WE			
Key Input 2 Gang, 1 Channel Trailing Edge Dimmer, 1 x 2A, Soft Grey	E5852D2T1EC, SG			
Key Input 2 Gang, 1 Channel Trailing Edge Dimmer, 1 x 2A, Desert Sand	E5852D2T1EC, DS			
Key Input 2 Gang, 1 Channel Trailing Edge Dimmer, 1 x 2A, Cream	E5852D2T1EC, CM			
Key Input 2 Gang, 1 Channel Trailing Edge Dimmer, 1 x 2A, Brown	E5852D2T1EC, BR			
Key Input 2 Gang, 1 Channel Trailing Edge Dimmer, 1 x 2A, Black	E5852D2T1EC, BK			
Key Input 2 Gang, 1 Channel Trailing Edge Dimmer, 1 x 2A, Battleship Grey	E5852D2T1EC, GB			
Key Input 4 Gang, 1 Channel Trailing Edge Dimmer, 1 x 2A, White Electric	E5854D2T1EC, WE			
Key Input 4 Gang, 1 Channel Trailing Edge Dimmer, 1 x 2A, Soft Grey	E5854D2T1EC, SG			
Key Input 4 Gang, 1 Channel Trailing Edge Dimmer, 1 x 2A, Desert Sand	E5854D2T1EC, DS			
Key Input 4 Gang, 1 Channel Trailing Edge Dimmer, 1 x 2A, Cream	E5854D2T1EC, CM			
Key Input 4 Gang, 1 Channel Trailing Edge Dimmer, 1 x 2A, Brown	E5854D2T1EC, BR			
Key Input 4 Gang, 1 Channel Trailing Edge Dimmer, 1 x 2A, Black	E5854D2T1EC, BK			
Key Input 4 Gang, 1 Channel Trailing Edge Dimmer, 1 x 2A, Battleship Grey	E5854D2T1EC, GB			
Key Input 8 Gang, 1 Channel Trailing Edge Dimmer, 1 x 2A, White Electric	E5858D2T1EC, WE			
Key Input 8 Gang, 1 Channel Trailing Edge Dimmer, 1 x 2A, Soft Grey	E5858D2T1EC, SG			
Key Input 8 Gang, 1 Channel Trailing Edge Dimmer, 1 x 2A, Desert Sand	E5858D2T1EC, DS			
Key Input 8 Gang, 1 Channel Trailing Edge Dimmer, 1 x 2A, Cream	E5858D2T1EC, CM			
Key Input 8 Gang, 1 Channel Trailing Edge Dimmer, 1 x 2A, Brown	E5858D2T1EC, BR			
Key Input 8 Gang, 1 Channel Trailing Edge Dimmer, 1 x 2A, Black	E5858D2T1EC, BK			
Key Input 8 Gang, 1 Channel Trailing Edge Dimmer, 1 x 2A, Battleship Grey	E5858D2T1EC, GB			
Key Input 4 Gang, 2 Channel Trailing Edge Dimmer, 2 x 1A, White Electric	E5854D1T2EC, WE			
Key Input 4 Gang, 2 Channel Trailing Edge Dimmer, 2 x 1A, Soft Grey	E5854D1T2EC, SG			
Key Input 4 Gang, 2 Channel Trailing Edge Dimmer, 2 x 1A, Desert Sand	E5854D1T2EC, DS			
Key Input 4 Gang, 2 Channel Trailing Edge Dimmer, 2 x 1A, Cream	E5854D1T2EC, CM			
Key Input 4 Gang, 2 Channel Trailing Edge Dimmer, 2 x 1A, Brown	E5854D1T2EC, BR			
Key Input 4 Gang, 2 Channel Trailing Edge Dimmer, 2 x 1A, Black	E5854D1T2EC, BK			
Key Input 4 Gang, 2 Channel Trailing Edge Dimmer, 2 x 1A, Battleship Grey	E5854D1T2EC, GB			
Key Input 8 Gang, 2 Channel Trailing Edge Dimmer, 2 x 1A, White Electric	E5858D1T2EC, WE			
Key Input 8 Gang, 2 Channel Trailing Edge Dimmer, 2 x 1A, Soft Grey	E5858D1T2EC, SG			
Key Input 8 Gang, 2 Channel Trailing Edge Dimmer, 2 x 1A, Desert Sand	E5858D1T2EC, DS			
Key Input 8 Gang, 2 Channel Trailing Edge Dimmer, 2 x 1A, Cream	E5858D1T2EC, CM			
Key Input 8 Gang, 2 Channel Trailing Edge Dimmer, 2 x 1A, Brown	E5858D1T2EC, BR			
Key Input 8 Gang, 2 Channel Trailing Edge Dimmer, 2 x 1A, Black	E5858D1T2EC, BK			
Key Input 8 Gang, 2 Channel Trailing Edge Dimmer, 2 x 1A, Battleship Grey	E5858D1T2EC, GB			

C-Bus Technology

WIRELESS KEY INPUT UNITS

DESCRIPTION	CATALOGUE NUMBER	STD PK	CTN QTY	LIST PRICE
-------------	------------------	--------	---------	------------

Wireless NEO Family Trailing Edge Dimmers

Australian/US Standard

Key Input 2 Gang, 1 Channel Trailing Edge Dimmer, 1 x 2A, White Electric	5852D2T1AA, WE			
Key Input 2 Gang, 1 Channel Trailing Edge Dimmer, 1 x 2A, Soft Grey	5852D2T1AA, SG			
Key Input 2 Gang, 1 Channel Trailing Edge Dimmer, 1 x 2A, Desert Sand	5852D2T1AA, DS			
Key Input 2 Gang, 1 Channel Trailing Edge Dimmer, 1 x 2A, Cream	5852D2T1AA, CM			
Key Input 2 Gang, 1 Channel Trailing Edge Dimmer, 1 x 2A, Brown	5852D2T1AA, BR			
Key Input 2 Gang, 1 Channel Trailing Edge Dimmer, 1 x 2A, Black	5852D2T1AA, BK			
Key Input 2 Gang, 1 Channel Trailing Edge Dimmer, 1 x 2A, Battleship Grey	5852D2T1AA, GB			
Key Input 4 Gang, 1 Channel Trailing Edge Dimmer, 1 x 2A, White Electric	5854D2T1AA, WE			
Key Input 4 Gang, 1 Channel Trailing Edge Dimmer, 1 x 2A, Soft Grey	5854D2T1AA, SG			
Key Input 4 Gang, 1 Channel Trailing Edge Dimmer, 1 x 2A, Desert Sand	5854D2T1AA, DS			
Key Input 4 Gang, 1 Channel Trailing Edge Dimmer, 1 x 2A, Cream	5854D2T1AA, CM			
Key Input 4 Gang, 1 Channel Trailing Edge Dimmer, 1 x 2A, Brown	5854D2T1AA, BR			
Key Input 4 Gang, 1 Channel Trailing Edge Dimmer, 1 x 2A, Black	5854D2T1AA, BK			
Key Input 4 Gang, 1 Channel Trailing Edge Dimmer, 1 x 2A, Battleship Grey	5854D2T1AA, GB			
Key Input 8 Gang, 1 Channel Trailing Edge Dimmer, 1 x 2A, White Electric	5858D2T1AA, WE			
Key Input 8 Gang, 1 Channel Trailing Edge Dimmer, 1 x 2A, Soft Grey	5858D2T1AA, SG			
Key Input 8 Gang, 1 Channel Trailing Edge Dimmer, 1 x 2A, Desert Sand	5858D2T1AA, DS			
Key Input 8 Gang, 1 Channel Trailing Edge Dimmer, 1 x 2A, Cream	5858D2T1AA, CM			
Key Input 8 Gang, 1 Channel Trailing Edge Dimmer, 1 x 2A, Brown	5858D2T1AA, BR			
Key Input 8 Gang, 1 Channel Trailing Edge Dimmer, 1 x 2A, Black	5858D2T1AA, BK			
Key Input 8 Gang, 1 Channel Trailing Edge Dimmer, 1 x 2A, Battleship Grey	5858D2T1AA, GB			
Key Input 4 Gang, 2 Channel Trailing Edge Dimmer, 2 x 1A, White Electric	5854D1T2AA, WE			
Key Input 4 Gang, 2 Channel Trailing Edge Dimmer, 2 x 1A, Soft Grey	5854D1T2AA, SG			
Key Input 4 Gang, 2 Channel Trailing Edge Dimmer, 2 x 1A, Desert Sand	5854D1T2AA, DS			
Key Input 4 Gang, 2 Channel Trailing Edge Dimmer, 2 x 1A, Cream	5854D1T2AA, CM			
Key Input 4 Gang, 2 Channel Trailing Edge Dimmer, 2 x 1A, Brown	5854D1T2AA, BR			
Key Input 4 Gang, 2 Channel Trailing Edge Dimmer, 2 x 1A, Black	5854D1T2AA, BK			
Key Input 4 Gang, 2 Channel Trailing Edge Dimmer, 2 x 1A, Battleship Grey	5854D1T2AA, GB			
Key Input 8 Gang, 2 Channel Trailing Edge Dimmer, 2 x 1A, White Electric	5858D1T2AA, WE			
Key Input 8 Gang, 2 Channel Trailing Edge Dimmer, 2 x 1A, Soft Grey	5858D1T2AA, SG			
Key Input 8 Gang, 2 Channel Trailing Edge Dimmer, 2 x 1A, Desert Sand	5858D1T2AA, DS			
Key Input 8 Gang, 2 Channel Trailing Edge Dimmer, 2 x 1A, Cream	5858D1T2AA, CM			
Key Input 8 Gang, 2 Channel Trailing Edge Dimmer, 2 x 1A, Brown	5858D1T2AA, BR			
Key Input 8 Gang, 2 Channel Trailing Edge Dimmer, 2 x 1A, Black	5858D1T2AA, BK			
Key Input 8 Gang, 2 Channel Trailing Edge Dimmer, 2 x 1A, Battleship Grey	5858D1T2AA, GB			



5852D2T1AA, GB



5854D2T1AA, GB



5858D2T1AA, GB

DESCRIPTION	CATALOGUE NUMBER	STD PK	CTN QTY	LIST PRICE
-------------	------------------	--------	---------	------------

Wireless Plug Adaptors

British Standard

434MHz

Plug Adaptor, 1 Channel Leading Edge Dimmer, 1 x 3A

5812D3L1EA

Plug Adaptor, 1 Channel Relay, 1 x 13A

5812R13F1EA

315MHz

Plug Adaptor, 1 Channel Leading Edge Dimmer, 1 x 3A

5812D3L1EC

Plug Adaptor, 1 Channel Relay, 1 x 13A

5812R13F1EC

Australian Standard

Plug Adaptor, 1 Channel Leading Edge Dimmer, 1 x 3A

5812D3L1AA

Plug Adaptor, 1 Channel Trailing Edge Dimmer, 1 x 2A

5812D2T1AA

Plug Adaptor, 1 Channel Relay, 1 x 10A

5812R10F1AA

Wireless Remote Control

434MHz

Remote Control, 8 Button

5888TXBA

315MHz

Remote Control, 8 Button

5888TXBC

Wireless Gateway

434MHz

Gateway, Wired to Wireless C-Bus

5800WCGA

315MHz

Gateway, Wired to Wireless C-Bus

5800WCGC



5812R13F1EA



5812R10F1AA



5888TXBA



5800WCGA

DESCRIPTION	CATALOGUE NUMBER	STD PK	CTN QTY	LIST PRICE
-------------	------------------	--------	---------	------------

C-Bus ULTI Family Key Input Units with Dynamic Labelling Technology

British Standard

Key Input, 4 Gang, LCD, White	E5084DL, GF			
Key Input, 4 Gang, LCD, Cream	E5084DL, 380			
Key Input, 4 Gang, LCD, Black	E5084DL, 680			
Key Input, 4 Gang, LCD, Mid-Brown	E5084DL, 780			

Fascia, Glass, 4 Gang for DLT Switch, White	5084DF, GF			
Fascia, Glass, 4 Gang for DLT Switch, Cream	5084DF, 380			
Fascia, Glass, 4 Gang for DLT Switch, Black	5084DF, 680			
Fascia, Glass, 4 Gang for DLT Switch, Mid-Brown	5084DF, 780			

Australian/US Standard

Key Input, 5 Gang, LCD, White	5085DL, GF			
Key Input, 5 Gang, LCD, Cream	5085DL, 380			
Key Input, 5 Gang, LCD, Black	5085DL, 680			
Key Input, 5 Gang, LCD, Mid-Brown	5085DL, 780			

Fascia, Glass, 5 Gang for DLT Switch, White	5085DF, GF			
Fascia, Glass, 5 Gang for DLT Switch, Cream	5085DF, 380			
Fascia, Glass, 5 Gang for DLT Switch, Black	5085DF, 680			
Fascia, Glass, 5 Gang for DLT Switch, Mid-Brown	5085DF, 780			

C-Bus NEO Family Key Input Units with Dynamic Labelling Technology

British Standard

Key Input, 4 Gang, LCD, White Electric	E5054DL, WE			
Key Input, 4 Gang, LCD, Soft Grey	E5054DL, SG			
Key Input, 4 Gang, LCD, Desert Sand	E5054DL, DS			
Key Input, 4 Gang, LCD, Cream	E5054DL, CM			
Key Input, 4 Gang, LCD, Brown	E5054DL, BR			
Key Input, 4 Gang, LCD, Black	E5054DL, BK			
Key Input, 4 Gang, LCD, Battleship Grey	E5054DL, GB			

Australian/US Standard

Key Input, 5 Gang, LCD, White Electric	5055DL, WE			
Key Input, 5 Gang, LCD, Soft Grey	5055DL, SG			
Key Input, 5 Gang, LCD, Desert Sand	5055DL, DS			
Key Input, 5 Gang, LCD, Cream	5055DL, CM			
Key Input, 5 Gang, LCD, Brown	5055DL, BR			
Key Input, 5 Gang, LCD, Black	5055DL, BK			
Key Input, 5 Gang, LCD, Battleship Grey	5055DL, GB			



E5084DL, GF



5085DL, GF



5085DL, 380



5085DL, 680



E5054DL, GB



5055DL, GB

DESCRIPTION	CATALOGUE NUMBER	STD PK	CTN QTY	LIST PRICE
-------------	------------------	--------	---------	------------

C-Bus ULTI Family Key Input Units

British Standard



E5082NL, GF

Key Input 2 Gang, White

E5082NL, GF

Key Input 2 Gang, Cream

E5082NL, 380

Key Input 2 Gang, Black

E5082NL, 680

Key Input 2 Gang, Mid-Brown

E5082NL, 780



E5084NL, GF

Key Input 4 Gang, White

E5084NL, GF

Key Input 4 Gang, Cream

E5084NL, 380

Key Input 4 Gang, Black

E5084NL, 680

Key Input 4 Gang, Mid-Brown

E5084NL, 780



E5086NL, GF

Key Input 6 Gang, White

E5086NL, GF

Key Input 6 Gang, Cream

E5086NL, 380

Key Input 6 Gang, Black

E5086NL, 680

Key Input 6 Gang, Mid-Brown

E5086NL, 780

Australian/US Standard



5082NL, GF

Key Input 2 Gang, White

5082NL, GF

Key Input 2 Gang, Cream

5082NL, 380

Key Input 2 Gang, Black

5082NL, 680

Key Input 2 Gang, Mid-Brown

5082NL, 780



5084NL, GF

Key Input 4 Gang, White

5084NL, GF

Key Input 4 Gang, Cream

5084NL, 380

Key Input 4 Gang, Black

5084NL, 680

Key Input 4 Gang, Mid-Brown

5084NL, 780



5086NL, GF

Key Input 6 Gang, White

5086NL, GF

Key Input 6 Gang, Cream

5086NL, 380

Key Input 6 Gang, Black

5086NL, 680

Key Input 6 Gang, Mid-Brown

5086NL, 780

DESCRIPTION	CATALOGUE NUMBER	STD PK	CTN QTY	LIST PRICE
Glass Fascia				
for C-Bus ULTI Family Key Input Units				
British Standard				
Fascia, Glass, 2 Gang, White	E5082F, GF			
Fascia, Glass, 2 Gang, Cream	E5082F, 380			
Fascia, Glass, 2 Gang, Black	E5082F, 680			
Fascia, Glass, 2 Gang, Mid-Brown	E5082F, 780			
Fascia, Glass, 4 Gang, White	E5084F, GF			
Fascia, Glass, 4 Gang, Cream	E5084F, 380			
Fascia, Glass, 4 Gang, Black	E5084F, 680			
Fascia, Glass, 4 Gang, Mid-Brown	E5084F, 780			
Fascia, Glass, 6 Gang, White	E5086F, GF			
Fascia, Glass, 6 Gang, Cream	E5086F, 380			
Fascia, Glass, 6 Gang, Black	E5086F, 680			
Fascia, Glass, 6 Gang, Mid-Brown	E5086F, 780			
Australian/US Standard				
Fascia, Glass, 2 Gang, White	5082F, GF			
Fascia, Glass, 2 Gang, Cream	5082F, 380			
Fascia, Glass, 2 Gang, Black	5082F, 680			
Fascia, Glass, 2 Gang, Mid-Brown	5082F, 780			
Fascia, Glass, 4 Gang, White	5084F, GF			
Fascia, Glass, 4 Gang, Cream	5084F, 380			
Fascia, Glass, 4 Gang, Black	5084F, 680			
Fascia, Glass, 4 Gang, Mid-Brown	5084F, 780			
Fascia, Glass, 6 Gang, White	5086F, GF			
Fascia, Glass, 6 Gang, Cream	5086F, 380			
Fascia, Glass, 6 Gang, Black	5086F, 680			
Fascia, Glass, 6 Gang, Mid-Brown	5086F, 780			



5082F, GF



5086F, 30



5082F, 60



5084F, 70

DESCRIPTION	CATALOGUE NUMBER	STD PK	CTN QTY	LIST PRICE
C-Bus NEO Family Key Input Units				
British Standard				
Key Input 2 Gang, White Electric	E5052NL, WE			
Key Input 2 Gang, Soft Grey	E5052NL, SG			
Key Input 2 Gang, Desert Sand	E5052NL, DS			
Key Input 2 Gang, Cream	E5052NL, CM			
Key Input 2 Gang, Brown	E5052NL, BR			
Key Input 2 Gang, Black	E5052NL, BK			
Key Input 2 Gang, Battleship Grey	E5052NL, GB			
Key Input 4 Gang, White Electric	E5054NL, WE			
Key Input 4 Gang, Soft Grey	E5054NL, SG			
Key Input 4 Gang, Desert Sand	E5054NL, DS			
Key Input 4 Gang, Cream	E5054NL, CM			
Key Input 4 Gang, Brown	E5054NL, BR			
Key Input 4 Gang, Black	E5054NL, BK			
Key Input 4 Gang, Battleship Grey	E5054NL, GB			
Key Input 8 Gang, White Electric	E5058NL, WE			
Key Input 8 Gang, Soft Grey	E5058NL, SG			
Key Input 8 Gang, Desert Sand	E5058NL, DS			
Key Input 8 Gang, Cream	E5058NL, CM			
Key Input 8 Gang, Brown	E5058NL, BR			
Key Input 8 Gang, Black	E5058NL, BK			
Key Input 8 Gang, Battleship Grey	E5058NL, GB			
Australian/US Standard				
Key Input 2 Gang, White Electric	5052NL, WE			
Key Input 2 Gang, Soft Grey	5052NL, SG			
Key Input 2 Gang, Desert Sand	5052NL, DS			
Key Input 2 Gang, Cream	5052NL, CM			
Key Input 2 Gang, Brown	5052NL, BR			
Key Input 2 Gang, Black	5052NL, BK			
Key Input 2 Gang, Battleship Grey	5052NL, GB			
Key Input 4 Gang, White Electric	5054NL, WE			
Key Input 4 Gang, Soft Grey	5054NL, SG			
Key Input 4 Gang, Desert Sand	5054NL, DS			
Key Input 4 Gang, Cream	5054NL, CM			
Key Input 4 Gang, Brown	5054NL, BR			
Key Input 4 Gang, Black	5054NL, BK			
Key Input 4 Gang, Battleship Grey	5054NL, GB			
Key Input 8 Gang, White Electric	5058NL, WE			
Key Input 8 Gang, Soft Grey	5058NL, SG			
Key Input 8 Gang, Desert Sand	5058NL, DS			
Key Input 8 Gang, Cream	5058NL, CM			
Key Input 8 Gang, Brown	5058NL, BR			
Key Input 8 Gang, Black	5058NL, BK			
Key Input 8 Gang, Battleship Grey	5058NL, GB			



E5052NL, GB



E5054NL, GB



E5058NL, GB



5052NL, GB



5054NL, GB



5058NL, GB

DESCRIPTION	CATALOGUE NUMBER	STD PK	CTN QTY	LIST PRICE
C-Bus Remote Controls				
IR Remote Control, Long Range, 4 Button	5084TX			
IR Remote Control, Long Range, 8 Button	5088TX			
C-Bus Remote Control Holder (Spare)	5080TXC			
Accessories for C-Bus Key Input Unit				
C-Bus ULTI				
Pre-Labelled Caps				
Pre-labelled Caps	5080LC-8			
Wall Box & Bracket				
Wall Bracket for C-Bus Key Input Unit, British Standard	E5050MF			
Wall Box for C-Bus Key Input Unit, British Standard	E157			
Wall Box for C-Bus Key Input Unit, Australian Standard	157/1			
Spacers				
Spacers to Suit C-Bus ULTI Australian/US Standard Switches, White	5080SD, WE			
Spacers to Suit C-Bus ULTI Australian/US Standard Switches, Soft Grey	5080SD, SG			
Spacers to Suit C-Bus ULTI Australian/US Standard Switches, Desert Sand	5080SD, DS			
Spacers to Suit C-Bus ULTI Australian/US Standard Switches, Cream	5080SD, CM			
Spacers to Suit C-Bus ULTI Australian/US Standard Switches, Brown	5080SD, BR			
Spacers to Suit C-Bus ULTI Australian/US Standard Switches, Black	5080SD, BK			
Spacers to Suit C-Bus ULTI Australian/US Standard Switches, Battleship Grey	5080SD, GB			
Mounting Frames				
Mounting Frames to Suit C-Bus ULTI Australian/US Standard Switches (Pack of 5), White	5850F, WE			
Mounting Frames to Suit C-Bus ULTI Australian/US Standard Switches (Pack of 5), Soft Grey	5850F, SG			
Mounting Frames to Suit C-Bus ULTI Australian/US Standard Switches (Pack of 5), Desert Sand	5850F, DS			
Mounting Frames to Suit C-Bus ULTI Australian/US Standard Switches (Pack of 5), Cream	5850F, CM			
Mounting Frames to Suit C-Bus ULTI Australian/US Standard Switches (Pack of 5), Brown	5850F, BR			
Mounting Frames to Suit C-Bus ULTI Australian/US Standard Switches (Pack of 5), Black	5850F, BK			



5084TX



5088TX



5080TXC



5080LC-8

DESCRIPTION	CATALOGUE NUMBER	STD PK	CTN QTY	LIST PRICE
-------------	------------------	--------	---------	------------

Accessories for C-Bus Key Input Unit

C-Bus NEO

Wall Box & Bracket



E5050IS, 2

Wall Bracket for C-Bus Key Input Unit, British Standard

E5050MF

Wall Box for C-Bus Key Input Unit, British Standard

E157

Wall Box for C-Bus Key Input Unit, Australian Standard

157/1

Spacers



5050IS, 2

Spacers to Suit C-Bus NEO Australia/US Standard Switches, White

5050SD, WE

Spacers to Suit C-Bus NEO Australia/US Standard Switches, Soft Grey

5050SD, SG

Spacers to Suit C-Bus NEO Australia/US Standard Switches, Desert Sand

5050SD, DS

Spacers to Suit C-Bus NEO Australia/US Standard Switches, Cream

5050SD, CM

Spacers to Suit C-Bus NEO Australia/US Standard Switches, Brown

5050SD, BR

Spacers to Suit C-Bus NEO Australia/US Standard Switches, Black

5050SD, BK

Spacers to Suit C-Bus NEO Australia/US Standard Switches, Battleship Grey

5050SD, GB

Inner Surrounds



E5050OS, 1

Inner Surround, British Standard (Pack of 5)

E5050IS

Inner Surround, Australian/US Standard (Pack of 5)

5050IS

Outer Surrounds

Outer Surround, British Standard (Pack of 5)

E5050OS

Outer Surround, Australian/US Standard (Pack of 5)

5050OS

Rocker Switch Covers and Spacers



5052NRP, 2

Rocker Switch Covers and Spacers for E5052NL and 5052NL
(Pack of 5 Rocker Switch Covers and 10 Spacers)

5052NRP

Rocker Switch Covers and Spacers for E5054NL and 5054NL
(Pack of 10 Rocker Switch Covers and 10 Spacers)

5054NRP

Rocker Switch Covers and Spacers for E5058NL and 5058NL
(Pack of 20 Rocker Switch Covers)

5058NRP

Rocker Switch Covers with ID Window



5052NRI, 1

Rocker Switch Cover with ID Window (Pack of 10 Rocker Switch Covers)

5052NRI

Colour Selection: (1) Battleship Grey, (2) White, (3) Cream, (4) Soft Grey, (5) Desert Sand, (6) Black, (7) Brown, (8) Brushed Aluminium*, (9) Gold*

*For Inner Surrounds only

Reflection Key Input Units

Australian/US Standard



R5068NL

Key Input 1 Gang

R5061NL

Key Input 2 Gang, Vertical

R5062VNL

Key Input 3 Gang

R5063NL

Key Input 4 Gang, Vertical

R5064VNL

Key Input 6 Gang

R5066NL

Key Input 8 Gang

R5068NL

Wall Box for Reflection Series

R5060WB

DESCRIPTION	CATALOGUE NUMBER	STD PK	CTN QTY	LIST PRICE
Ethernet Network Interface Computer Network Interface, 10 Base-T with AUS Power Pack	5500CN			
PC Interface PC Interface, RS232, C-Bus C-Bus® USB PC Interface	5500PC 5500PCU			
Network Bridge Network Bridge	5500NB			
Power Supply Power Supply, 220/240VAC, 50/60Hz, 350mA Power Supply, 110/120VAC, 50/60Hz, 350mA	5500PS E5500TPS			
Network Analyser Network Analyser	5100NA			
Network Burden C-Bus Network Burden, RJ45 (Pack of 10)	5000BUR			



5500CN



5500PC



5500NB



5500PS



5100NA



5000BUR

DESCRIPTION	CATALOGUE NUMBER	STD PK	CTN QTY	LIST PRICE
<h3>General Input Unit</h3> <p>4 Channel General Input Unit</p>	5504GI			
<h3>Bus Coupler Learn Enabled</h3> <p>4 Channel Bus Coupler 2 Channel Bus Coupler with LED Drive</p>	5104BCL 5102BCLEDL			
<h3>Auxiliary Input Unit</h3> <p>4 Channel Auxiliary Input Module</p>	L5504AUX			
<h3>Pascal Automation Controller</h3> <p>C-Bus Pascal Automation Controller</p>	5500PACA			
<h3>Motoeized Blinds/ Curtain/ Shutter Relay</h3> <p>Motorised Blinds/Curtain/Shutter Relay, 250VAC w/o C-Bus Power Supply</p>	L5501RBCP			
<h3>Motion Sensors</h3> <p>Outdoor, 110 Degrees Occupancy Sensor, Infrared, IP66, 110 Degrees (British Standard) Occupancy Sensor, Infrared, IP66, 110 Degrees (Australian/US Standard)</p> <p>Indoor, 90 Degrees Occupancy Sensor, Infrared, 90 Degrees (British Standard) with Mounting Base Occupancy Sensor, Infrared, 90 Degrees (Australian/US Standard) Mounting Base for 5751L Sensor</p> <p>Indoor, 360 Degrees Occupancy Sensor, Infrared, Flush Mount, 360 Degrees</p>	E5750WPL 5750WPL E5751L 5751L 751MB 5753L			
<h3>Multi-Sensor</h3> <p>Indoor, 360 Degrees Combination Sensor, Motion with Light Level Sensor and IR Receiver, Flush Mount, 360 Degrees</p>	5753PEIRL			



5504GI



5104BCL



5102BCLEDL



L5504AUX



5500PACA



L5501RBCP



5750WPL



E5751L

DESCRIPTION	CATALOGUE NUMBER	STD PK	CTN QTY	LIST PRICE
Multi-Sensor				
Indoor, 360 Degrees				
Combination Sensor, Motion with Light Level Sensor and IR Receiver, Flush Mount, 360 Degrees	5753PEIRL			
Clock Modules				
Australian/US Standard				
2 Channel Clock, 7 Days, Horizontal Mount, White	5031H2TC7, WE			
2 Channel Clock, 7 Days, Horizontal Mount, Soft Grey	5031H2TC7, SG			
2 Channel Clock, 7 Days, Horizontal Mount, Desert Sand	5031H2TC7, DS			
2 Channel Clock, 7 Days, Horizontal Mount, Cream	5031H2TC7, CM			
2 Channel Clock, 7 Days, Horizontal Mount, Brown	5031H2TC7, BR			
2 Channel Clock, 7 Days, Horizontal Mount, Black	5031H2TC7, BK			
2 Channel Clock, 7 Days, Vertical Mount, White	5031V2TC7, WE			
2 Channel Clock, 7 Days, Vertical Mount, Soft Grey	5031V2TC7, SG			
2 Channel Clock, 7 Days, Vertical Mount, Desert Sand	5031V2TC7, DS			
2 Channel Clock, 7 Days, Vertical Mount, Cream	5031V2TC7, CM			
2 Channel Clock, 7 Days, Vertical Mount, Brown	5031V2TC7, BR			
2 Channel Clock, 7 Days, Vertical Mount, Black	5031V2TC7, BK			
British Standard				
2 Channel Clock, 7 Days, Horizontal Mount, White	E5031/2TC7, WE			
2 Channel Clock, 7 Days, Horizontal Mount, Black	E5031/2TC7, BK			
Temperature Sensors				
Australian/US Standard				
Remote Digital Temperature Sensor - EN	E5031RDTSL, WE			
Remote Digital Temperature Sensor	5031RDTSL, WE			
Light Level Sensors				
Australian/US Standard				
Light Level Sensor, 40-1600 Lux, White	5031PE, WE			
Light Level Sensor, 40-1600 Lux, Soft Grey	5031PE, SG			
Light Level Sensor, 40-1600 Lux, Desert Sand	5031PE, DS			
Light Level Sensor, 40-1600 Lux, Cream	5031PE, CM			
Light Level Sensor, 40-1600 Lux, Brown	5031PE, BR			
Light Level Sensor, 40-1600 Lux, Black	5031PE, BK			
British Standard				
Light Level Sensor, 40-1600 Lux, White	E5031PE, WE			
Light Level Sensor, 40-1600 Lux, Black	E5031PE, BK			
IP66 Weatherproof Series				
Light Level Sensor, 40-1600 Lux, IP56	5031PEWP, GY			



5753PEIRL



5031H2TC7



E5031/2TC7, WE



5031RDTSL, WE



5031PE, WE

DESCRIPTION	CATALOGUE NUMBER	STD PK	CTN QTY	LIST PRICE
Telephone Interface				
Telephone Interface Module, Australian (Power Pack Included)	5100TAU			
Telephone Mounting Bracket	5100TMB			
C-Bus Thermostats				
Single Zone Thermostat				
Single Zone Thermostat Complete with 5 Relays for RWG Plant Control Only, White Fascia, Saturn Style	5070THBRPG, WE			
Single Zone Thermostat Complete with 5 Relays for RWG Plant Control Only, Black Fascia	5070THBRPG, BK			
Single Zone Thermostat Complete with 5 Relays for RWG Plant Control Only, Stainless Steel Fascia	5070THBRSS			
Single Zone Thermostat-No on-board Relays, White Fascia (Saturn Style)	5070THBPG, WE			
Single Zone Thermostat-No on-board Relays, Black Fascia	5070THB, BK			
Single Zone Thermostat-No on-board Relays, Stainless Steel Fascia	5070THBSS			
4 Zone Thermostat with Programmable Time Scheduling				
Programmable 4 Zone Thermostat Complete with 5 Relays for RWG Plant Control Only, White Fascia, Saturn Style	5070THPRPG, WE			
Programmable 4 Zone Thermostat Complete with 5 Relays for RWG Plant Control Only, Black Fascia	5070THPR, BK			
Programmable 4 Zone Thermostat Complete with 5 Relays for RWG Plant Control Only, Stainless Steel Fascia	5070THPRSS			
Programmable 4 Zone Thermostat-No on-board Relays, White Fascia (Saturn Style)	5070THPPG, WE			
Programmable 4 Zone Thermostat-No on-board Relays, Black Fascia	5070THP, BK			
Programmable 4 Zone Thermostat-No on-board Relays, Stainless Steel Fascia	5070THPSS			
Remote Temperature Sensor with Broadcasting for Four Zone	5031RDTSL			
Universal Remote Control				
Universal Remote Control with LCD Touch Screen	5030URC			
SPL USB Programming Cable	5030URCCABLE			



5100TAU



5100TAU



5070THBR



5030URC



5030URCCABLE

DESCRIPTION	CATALOGUE NUMBER	STD PK	CTN QTY	LIST PRICE
-------------	------------------	--------	---------	------------

Monochrome Touch Screens

Desktop Stand

Touch Screen, Desktop Stand, Swivel Base, Grey with Stainless Steel Fascia, without Logic(White)	5000CTD2, WE			
Touch Screen, Desktop Stand, Swivel Base, Grey with Stainless Steel Fascia, without Logic(Black)	5000CTD2, BK			
Touch Screen, Desktop Stand, Swivel Base, Grey with Stainless Steel Fascia, without Logic(Grey)	5000CTD2, GY			
Touch Screen, Desktop Stand, Swivel Base, Grey with Stainless Steel Fascia, with Logic(White)	5000CTDL2, WE			
Touch Screen, Desktop Stand, Swivel Base, Grey with Stainless Steel Fascia, with Logic(Black)	5000CTDL2, BK			
Touch Screen, Desktop Stand, Swivel Base, Grey with Stainless Steel Fascia, with Logic(Grey)	5000CTDL2, GY			

Slimline Series

B&W Touch Screen MKII without Logic Engine (Plastic Fascia, White)	SC5000CT2, WE			
B&W Touch Screen MKII without Logic Engine (Plastic Fascia, Cream)	SC5000CT2, CM			
B&W Touch Screen MKII without Logic Engine (Plastic Fascia, Black)	SC5000CT2, BK			
B&W Touch Screen MKII with Logic Engine (Plastic Fascia, White)	SC5000CTL2, WE			
B&W Touch Screen MKII with Logic Engine (Plastic Fascia, Cream)	SC5000CTL2, CM			
B&W Touch Screen MKII with Logic Engine (Plastic Fascia, Black)	SC5000CTL2, BK			
B&W Touch Screen MKII Fascia (Plastic Fascia, White)	SC5000CT2F, WE			
B&W Touch Screen MKII Fascia (Plastic Fascia, Cream)	SC5000CT2F, CM			
B&W Touch Screen MKII Fascia (Plastic Fascia, Black)	SC5000CT2F, BK			

Flat Plate Series

B&W Touch Screen MKII without Logic Engine (Metal Fascia, Brushed Stainless Steel)	BS5000CT2			
B&W Touch Screen MKII without Logic Engine (Metal Fascia, Polished Brass)	BB5000CT2			
B&W Touch Screen MKII with Logic Engine (Metal Fascia, Brushed Stainless Steel)	BS5000CTL2			
B&W Touch Screen MKII with Logic Engine (Metal Fascia, Polished Brass)	BB5000CTL2			
B&W Touch Screen MKII Fascia (Metal Style Fascia, Brushed Stainless Steel)	BS5000CT2F			
B&W Touch Screen MKII Fascia (Metal Style Fascia, Polished Brass)	BB5000CT2F			

Accessories for Monochrome Touch Screen

B&W Touch Screen MKII without Logic Engine (Saturn Style Fascia, White)	5080CT2, GF			
B&W Touch Screen MKII without Logic Engine (Saturn Style Fascia, Cream)	5080CT2-3			
B&W Touch Screen MKII without Logic Engine (Saturn Style Fascia, Mid Brown)	5080CT2-7			
B&W Touch Screen MKII without Logic Engine (Saturn Style Fascia, Black)	5080CT2-6			
B&W Touch Screen MKII with Logic Engine (Saturn Style Fascia, White)	5080CTL2, GF			
B&W Touch Screen MKII with Logic Engine (Saturn Style Fascia, Cream)	5080CTL2-3			
B&W Touch Screen MKII with Logic Engine (Saturn Style Fascia, Mid Brown)	5080CTL2-7			
B&W Touch Screen MKII with Logic Engine (Saturn Style Fascia, Black)	5080CTL2-6			
B&W Touch Screen MKII Fascia (Saturn Style Fascia, White)	5080CT2F, GF			
B&W Touch Screen MKII Fascia (Saturn Style Fascia, Cream)	5080CT2F-3			
B&W Touch Screen MKII Fascia (Saturn Style Fascia, Mid Brown)	5080CT2F-7			
B&W Touch Screen MKII Fascia (Saturn Style Fascia, Black)	5080CT2F-6			
B&W Touch Screen MKII without Logic Engine (Neo Style Fascia, Gray & Brushed Aluminium)	5050CT2, GB			
B&W Touch Screen MKII without Logic Engine (Neo Style Fascia, White)	5050CT2, WE			
B&W Touch Screen MKII without Logic Engine (Neo Style Fascia, White & Brushed Aluminium)	5050CT2-28			
B&W Touch Screen MKII without Logic Engine (Neo Style Fascia, Black)	5050CT2, BK			
B&W Touch Screen MKII with Logic Engine (Neo Style Fascia, Gray & Brushed Aluminium)	5050CTL2, GB			
B&W Touch Screen MKII with Logic Engine (Neo Style Fascia, White)	5050CTL2, WE			
B&W Touch Screen MKII with Logic Engine (Neo Style Fascia, White & Brushed Aluminium)	5050CTL2-28			
B&W Touch Screen MKII with Logic Engine (Neo Style Fascia, Black)	5050CTL2, BK			
B&W Touch Screen MKII Fascia (Neo Style Fascia, Gray & Brushed Aluminium)	5050CT2F, GB			
B&W Touch Screen MKII Fascia (Neo Style Fascia, White)	5050CT2F, WE			
B&W Touch Screen MKII Fascia (Neo Style Fascia, White & Brushed Aluminium)	5050CT2F-28			
B&W Touch Screen MKII Fascia (Neo Style Fascia, Black)	5050CT2F, BK			
RS232 Lead for B&W Touch Screen MKII (Suitable for Logic Engine Model Only)	50000CT2RS232			
Wall Box for B&W Touch Screen MKII	50000CT2WB			
DEMO11 Box - B&W Touch Screen MKII(Dummy Unit, Neo Style Fascia, White)	DEMO11			



SC5000CT2,WE



BS5000CT2



5080CT2,GF



5080CT2-7



5050CT2-28



5050CT2-BK

DESCRIPTION	CATALOGUE NUMBER	STD PK	CTN QTY	LIST PRICE
-------------	------------------	--------	---------	------------

Colour Touch Screens

ULTI Family

Touch Screen, Colour, Less Wall Box and Power Supply, White Glass Fascia	5080CTC2, GF			
Touch Screen, Colour, Less Wall Box and Power Supply, Cream Glass Fascia	5080CTC2, 380			
Touch Screen, Colour, Less Wall Box and Power Supply, Black Glass Fascia	5080CTC2, 680			
Touch Screen, Colour, Less Wall Box and Power Supply, Mid-Brown Glass Fascia	5080CTC2, 780			

NEO Family

Touch Screen, Colour, Less Wall Box and Power Supply, White	5050CTC2, WE			
Touch Screen, Colour, Less Wall Box and Power Supply, Black	5050CTC2, BK			
Touch Screen, Colour, Less Wall Box and Power Supply, White Aluminium	5050CTC2, 28			
Touch Screen, Colour, Less Wall Box and Power Supply, Grey Aluminium	5050CTC2, GB			

Flat Plate Series

Touch Screen, Colour, Less Wall Box and Power Supply, Stainless Steel	B55000CT2			
Touch Screen, Colour, Less Wall Box and Power Supply, Brass	BB5000CT2			

Accessories for Colour Touch Screen

Power Supply

Power Supply, Version 2	5000CTCPS/2			
-------------------------	--------------------	--	--	--

Fascia

Fascia, Glass, White	5080CTCF, WE			
Fascia, Glass, Cream	5080CTCF, 3			
Fascia, Glass, Black	5080CTCF, 6			
Fascia, Glass, Mid-Brown	5080CTCF, 7			
Fascia, NEO, White	5050CTCF, WE			
Fascia, NEO, Black	5050CTCF, BK			
Fascia, NEO, White and brushed Aluminium	5050CTCF, 28			
Fascia, NEO, Grey and brushed Aluminium	5050CTCF, GB			



5080CTC2, GF



5080CTC2, 380



5080CTC2, 680



5080CTC2, 780



5050CTC2, WE



5050CTC2, BK



5050CTC2, 28



5050CTC2, GB

DESCRIPTION	CATALOGUE NUMBER	STD PK	CTN QTY	LIST PRICE
-------------	------------------	--------	---------	------------

High Power Architectural Series Dimmer Range

Learn Enabled

12 Channel Dimmer, 220/240VAC, 10A per Channel, MCCB Protection 40-80Hz, APC Technology	L5112D10B2			
12 Channel Dimmer, 220/240VAC, 12A per Channel, MCCB Protection 40-80Hz, APC Technology	L5112D12B2			
12 Channel Dimmer, 220/240VAC, 16A per Channel, MCCB Protection 40-80Hz, APC Technology	L5112D16B2			
12 Channel Dimmer, 220/240VAC, 20A per Channel, MCCB Protection 40-80Hz, APC Technology	L5112D20B2			
12 Channel Dimmer, 250VAC, 10A per Channel, MCCB Protection 40-80Hz, APC Technology	L5112D10B2S			
Shallow Mounting Bracket	5150SMB			
Deep Mounting Bracket	5150DMB			
DMX Connector Kit	5150DMX			



L5112D10B2



L5112D20LP

C-Bus Professional Dimmer Series

Learn Enabled 12 Channel

Professional Dimmer 12 Channel 20 Amp No RCD	L5112D20LP			
Professional Dimmer 12 Channel 16 Amp No RCD	L5112D16LP			
Professional Dimmer 12 Channel 10 Amp No RCD	L5112D10LP			
Professional Dimmer 12 Channel 5 Amp No RCD	L5112D5LP			



L5112D20LP

Learn Enabled 6 Channel

Professional Dimmer 6 Channel 20 Amp No RCD	L5106D20LP			
Professional Dimmer 6 Channel 10 Amp No RCD	L5106D10LP			
Professional Dimmer 6 Channel 5 Amp No RCD	L5106D5LP			



L5106D10LP

Learn Enabled 3 Channel

Professional Dimmer 3 Channel 20 Amp No RCD	L5103D20LP			
Professional Dimmer 3 Channel 10 Amp No RCD	L5103D10LP			
Professional Dimmer 3 Channel 5 Amp No RCD	L5103D5LP			

DESCRIPTION	CATALOGUE NUMBER	STD PK	CTN QTY	LIST PRICE
-------------	------------------	--------	---------	------------

C-Bus Professional Dimmer Range



L55112D20TP

12 Channel Trailing Edge (to be released)

Professional Dimmer 12 Channel 10 Amp No RCD

L5112D10TP

Professional Dimmer 12 Channel 5 Amp No RCD

L5112D5TP



L55106D10TP

6 Channel Trailing Edge (to be released)

Professional Dimmer 6 Channel 20 Amp No RCD

L5106D20TP

Professional Dimmer 6 Channel 16 Amp No RCD

L5106D16TP

Professional Dimmer 6 Channel 10 Amp No RCD

L5106D10TP

Professional Dimmer 6 Channel 5 Amp No RCD

L5106D5TP



L55103D5TP

3 Channel Trailing Edge (to be released)

Professional Dimmer 3 Channel 20 Amp No RCD

L5103D20TP

Professional Dimmer 3 Channel 10 Amp No RCD

L5103D10TP

Professional Dimmer 3 Channel 5 Amp No RCD

L5103D5TP

C-Bus Architectural Dimmer Range



L55112D20UA

12 Channel Architectural (to be released)

Architectural Dimmer 12 Channel 10 Amp No RCD

L5112D10UA

Architectural Dimmer 12 Channel 5 Amp No RCD

L5112D5UA



L55106D10UA

6 Channel Architectural (to be released)

Architectural Dimmer 6 Channel 20 Amp No RCD

L5106D20UA

Architectural Dimmer 6 Channel 16 Amp No RCD

L5106D16UA

Architectural Dimmer 6 Channel 10 Amp No RCD

L5106D10UA

Architectural Dimmer 6 Channel 5 Amp No RCD

L5106D5UA



L55103D5UA

3 Channel Architectural (to be released)

Architectural Dimmer 3 Channel 20 Amp No RCD

L5103D20UA

Architectural Dimmer 3 Channel 16 Amp No RCD

L5103D16UA

Architectural Dimmer 3 Channel 10 Amp No RCD

L5103D10UA

Architectural Dimmer 3 Channel 5 Amp No RCD

L5103D5UA

DESCRIPTION	CATALOGUE NUMBER	STD PK	CTN QTY	LIST PRICE
4 Channel Dimmer Range Learn Enabled				
4 Channel Dimmer, 2A per Channel, 220/240VAC, 50/60Hz, C-Bus 200mA	L5504D2A			
4 Channel Dimmer, 2A per Channel, 220/240VAC, 50/60Hz	L5504D2AP			
4 Channel Dimmer, 2A per Channel, 110/120VAC, 50/60Hz, C-Bus 200mA	LE5504TD2A			
4 Channel Dimmer, 2A per Channel, 110/120VAC, 50/60Hz	LE5504TD2AP			
4 Channel Universal Dimmer, 2.5A per Channel, 220/240VAC, 50/60Hz, C-Bus 200mA, with Power	L5504D2U			
4 Channel Universal Dimmer, 2.5A per Channel, 250VAC, No C-Bus Power Supply, Learn Enabled	L5504D2UP			
8 Channel Dimmer Range Learn Enabled				
8 Channel Dimmer, 1A per Channel, 220/240VAC, 50/60Hz, C-Bus 200mA	L5508D1A			
8 Channel Dimmer, 1A per Channel, 220/240VAC, 50/60Hz	L5508D1AP			
Standard Dimmer Range				
4 Channel Dimmer, 3A per Channel, 250VAC, 12 Total	5104D750			
8 Channel DSI Gateway Range Learn Enabled				
8 Channel Dimmer for DSI Electronic Ballasts, 220/240VAC, 20A, 50/60Hz, C-Bus 200mA	L5508DSI			
8 Channel Dimmer for DSI Electronic Ballasts, 220/240VAC, 20A, 50/60Hz	L5508DSIP			
8 Channel Dimmer for DSI Electronic Ballasts, 110/120VAC, 20A, 50/60Hz, C-Bus 200mA	LE5508TDSI			
8 Channel Dimmer for DSI Electronic Ballasts, 110/120VAC, 20A, 50/60Hz	LE5508TDSIP			
2 Channel DALI Gateway Range Learn Enabled				
2 Channel DALI Gateway	5502DAL			
4 Channel Analogue Output Range Learn Enabled				
4 Channel Analogue Output, 0-10V, 220/240VAC, 50/60Hz	L5504AMP			
4 Channel Analogue Output, 0-10V, 110/120VAC, 50/60Hz	LE5504TAMP			



DESCRIPTION	CATALOGUE NUMBER	STD PK	CTN QTY	LIST PRICE
4 Channel 10A Relay Range Learn Enabled				
4 Channel Relay, 10A per Channel, 220/240VAC, 50/60Hz, C-Bus 200mA	L5504RVF			
4 Channel Relay, 10A per Channel, 220/240VAC, 50/60Hz	L5504RVFP			
4 Channel Relay, 10A per Channel, 110/120VAC, 50/60Hz, C-Bus 200mA	LE5504TRVF			
4 Channel Relay, 10A per Channel, 110/120VAC, 50/60Hz	LE5504TRVFP			
8 Channel 10A Relay Range Learn Enabled				
8 Channel Relay, 10A per Channel, 220/240VAC, 50/60Hz, C-Bus 200mA	L5508RVF			
8 Channel Relay, 10A per Channel, 220/240VAC, 50/60Hz	L5508RVFP			
8 Channel Relay, 10A per Channel, 110/120VAC, 50/60Hz, C-Bus 200mA	LE5508TRVF			
8 Channel Relay, 10A per Channel, 110/120VAC, 50/60Hz	LE5508TRVFP			
12 Channel 10A Relay Range Learn Enabled				
12 Channel Relay, 10A per Channel, 220/240VAC, 50/60Hz, C-Bus 200mA	L5512RVF			
12 Channel Relay, 10A per Channel, 220/240VAC, 50/60Hz	L5512RVFP			
12 Channel Relay, 10A per Channel, 110/120VAC, 50/60Hz, C-Bus 200mA	LE5512TRVF			
12 Channel Relay, 10A per Channel, 110/120VAC, 50/60Hz	LE5512TRVFP			
4 Channel 20A Relay Range Learn Enabled				
4 Channel Relay, 20A per Channel, 220/240VAC, 50/60Hz, C-Bus, 200mA	L5504RVF20			
4 Channel Relay, 20A per Channel, 220/240VAC, 50/60Hz	L5504RVF20P			
4 Channel Relay, 20A per Channel, 110/120VAC 50/60Hz, C-Bus, 200mA	LE5504TRVF20			
4 Channel Relay, 20A per Channel, 110/120VAC, 50/60Hz	LE5504TRVF20P			



L5504RVF



L5508RVF



L5512RVF



L5504RVF20



L5504RVF20P

DESCRIPTION	CATALOGUE NUMBER	STD PK	CTN QTY	LIST PRICE
4 Channel Relay Driver Range Learn Enabled				
4 Channel Relay Driver, 220/240VAC, 50/60Hz, C-Bus 200mA	L5504RD			
4 Channel Relay Driver, 220/240VAC, 50/60Hz	L5504RDP			
4 Channel Relay Driver, 110/120VAC, 50/60Hz, C-Bus 200mA	L5504TRD			
4 Channel Relay Driver, 110/120VAC, 50/60Hz	LE5504TRDP			
4 Channel Relay Driver Range Non Learn Enabled				
4 Channel Relay Driver, 220/240VAC, 50/60Hz	5504RDP			
4 Channel Relay Driver, 110/120VAC, 50/60Hz	E5504TRDP			
Relay Modules				
Single Relay, 20A (High In-Rush Current)	5000RL20			
Dual Relay, 20A	5002RL20			
4 Channel Changeover Relay Range Learn Enabled				
4 Channel Changeover Relay, 220/240VAC, 50/60Hz, C-Bus 200mA	L5504RVFC			
4 Channel Changeover Relay, 220/240VAC, 50/60Hz	L5504RVFCP			
4 Channel Changeover Relay, 110/120VAC, 50/60Hz, C-Bus 200mA	LE5504TRVFC			
4 Channel Changeover Relay, 110/120VAC, 50/60Hz	LE5504TRVFCP			
Motorised Blinds/Curtains/Shutter Relay Range				
C-Bus Motorised Blinds/Curtains/Shutter Relay, 250VAC, No C-Bus Power Supply	L5501RBPC			
C-Bus Motorised Motorized Blinds/Curtains/Shutter Relay Enclosure	5501RE			
Single and Two Channel Relay Range Non Learn Enabled				
1 Channel Relay, 10A, 220/240VAC, 50/60Hz	5101R			
2 Channel Relay, 10A, 220/240VAC, 50/60Hz	5102RVF			
1 Channel Relay, 10A, 110/120VAC, 50/60Hz	E5101TR			
2 Channel Relay, 10A, 110/120VAC, 50/60Hz	E5102TRVF			
Infrared Output Units				
Accessories				
Single Infrared Emitter Lead	8050LD			
Dual Infrared Emitter Lead	8050/2LD			
Infrared Code Learning Unit, Complete with Windows Based Software	5100RP			
High-Speed Programming Cable	5100HSC			



L5504RDP



5000RL20



5002RL20



L5504RVFC



L5501RBPC



5101R











5102RVF



8050/2LD



5100HSC

DESCRIPTION	CATALOGUE NUMBER	STD PK	CTN QTY	LIST PRICE
 <p>560884</p> <p>Audio Matrix Switcher Audio Matrix Switcher, C-Bus Enabled, 4 Inputs/8 Outputs</p>	560884			
 <p>560011</p> <p>Audio Distribution Unit Audio Distribution Unit, 1 Input/1 Output</p>	560011			
 <p>5600P24/500AU</p> <p>External Power Supply for Audio Distribution Unit, Switch Mode, 24V DC, 500mA</p>	5600P24/500AU			
 <p>560125D</p> <p>Audio Amplifiers Amplifier, Audio, Stereo, C-Bus Enabled, Desktop Mount, 2 x 25W</p>	560125D			
<p>Amplifier, Audio, Stereo, C-Bus Enabled, Remote Mount, 2 x 10W</p>	560110R			
<p>Amplifier, Audio, Stereo, C-Bus Enabled, Remote Mount, 2 x 25W</p>	560125R			
<p>External Power Supply for Audio Amplifier, Switch Mode, 24V DC, 3.75A</p>	5600P24/3750AU			
 <p>560110R</p> <p>Audio Speakers, Indoor Rectangular Speaker, Pair, Flush Mount, 60W, 8 Ohm, Rectangular, Polypropylene, Indoor</p>	5600IWP			
<p>Speaker, Pair, Flush Mount, 60W, 8 Ohm, Kevlar, Indoor</p>	5600IWK			
 <p>5600IWP</p> <p>Circular Speaker, Pair, Flush Mount, 60W, 8 Ohm, Circular, Polypropylene, Indoor</p>	5600ICP			
<p>Speaker, Pair, Flush Mount, 60W, 8 Ohm, Circular, Kevlar, Indoor</p>	5600ICK			
 <p>5600ICP</p> <p>Audio Speakers, Outdoor Speaker, Pair, Shelf Top, 60W, 8 Ohm, Polypropylene, Outdoor</p>	5600ODP			
 <p>5600ODP</p>				

C-Bus Technology

SOFTWARE PACKAGES

DESCRIPTION	CATALOGUE NUMBER	STD PK	CTN QTY	LIST PRICE
HomeGate Software, v4.0				
HomeGate Application Software, 2 Network License	5000DHG2/4			
HomeGate Application Software, 10 Network License	5000DHG10/4			
Schedule Plus Software, v4.0				
Schedule Plus Application Software, 2 Network License	5000SDSP2/4			
Schedule Plus Application Software, Five Network License	5000SDSP10/4			
Schedule Plus Application Software, Unlimited Network License	5000SDSPUN/4			



DESCRIPTION	CATALOGUE NUMBER	STD PK	CTN QTY	LIST PRICE
-------------	------------------	--------	---------	------------

Ultrasonic Sensor, Corridors



752/135U

Ultrasonic Sensor, Corridors, 4.5m x 30m

752/135U

Ultrasonic Sensor, 360 Degrees, 12m x 12m

752/225CU

Ultrasonic and Infrared Dual Technology Sensor, 360 Degrees, 15m x 15m

752/225CUI

Passive Infrared Sensors

Outdoor, 90 Degrees

Infrascan, 2A, 90 Degrees, 2 Wires

751

Infrascan, 10A, 90 Degrees, 3 Wires

751R

Mounting Base for 751 Series

751MB



752/225CU

Outdoor, 110 Degrees

Infrascan, 5A, 110 Degrees, 2 Wires, IP66

750WP

Infrascan, 10A, 110 Degrees, 3 Wires, IP66

750WPR



752/225CUI

Indoor, 360 Degrees

Infrascan, 2A, 360 Degrees, 2 Wires

753

Infrascan, 10A, 360 Degrees, 3 Wires

753R



751



750WP



753

DESCRIPTION	CATALOGUE NUMBER	STD PK	CTN QTY	LIST PRICE
MinderPRO Premise Automation Controller				
Premise Automation Security Controller, 8 Inputs/8 Outputs, 16VAC @ 3A Transformer, Mechanical Enclosure Included	5302TCU8/8			
MinderPRO Controller PCB, 8 Inputs/8 Outputs	5388CU/2			
LED Keypad				
Keypad, LED	5316KP			
LCD Keypad				
Keypad, LCD, Horizontal	5316KPH216			
Door Station				
Door Station	5301DS			
Universal Ringer Module	5350RG/2			
Expansion Modules, Local				
Expansion Module, Local, 8 Inputs/8 Outputs	5352EXL8/8			
Expansion Module, Local, 8 Inputs	5352EXL8/0			
Expansion Module, Local, 16 Inputs	5352EXL16/0			
Expansion Module, Slave				
Expansion Panel, Slave, 8 Input/8 Output, 16VAC @ 3A Transformer, Mechanical Enclosure Included	5352TEXS8/8			
Slave Expansion PCB, 8 Inputs/8 Outputs	5388SE/2			
Interface Modules				
Interface Module, Serial to C-Bus	5350CB			
Interface Module, Serial, Universal	5350UCM			
Serial to EZinstall Interface, 434MHz	5350/434UT			
Serial to EZinstall Interface, 315MHz	5350/315UT			



5302TCU8/8



5316KP



5316KPH216



5301DS



5352EXL8/0



5352TEXS8/8

DESCRIPTION	CATALOGUE NUMBER	STD PK	CTN QTY	LIST PRICE
Current Transformers				
Current Transformer, Single	5351CT			
Current Transformer Interface, Dual	5352CTM			
Reed Relay Modules				
Module, Reed Relay, 4 NO VF Relays	5354RVF			
Module, Reed Relay, 8 NO VF Relays	5358RVF			
Infrared Module				
Module, Infrared LED	5350IRM			
Commissioning Tool				
Zone Test Switch	5350ZTS			



5351CT



5354RVF



5350PS16/3

Datacomms

Introduction D - 3

Clipsal Titanium D - 4 ~ D - 40

Copper	D - 4
Cables	D - 4
Category 6 FTP PVC Cables	D - 4
Category 6 FTP LSZH Cables	D - 4
Category 6 UTP Cables	D - 4
Category 5e UTP Cables	D - 4
Patch Panels	D - 5
Category 6+ ID6 Patch Panels	D - 5
Category 6 & 6+ Patch Panels	D - 5
Category 5e Patch Panels	D - 5
Modular Jacks	D - 6
Category 6 & 6+ Modular Jacks	D - 6
Category 5e Modular Jacks	D - 6
Patch Cords	D - 7
Category 6 FTP PVC & LSZH Patch Cords	D - 7
Category 5e FTP PVC & LSZH Patch Cords	D - 8
Category 6 UTP PVC Patch Cords	D - 9
Category 6 UTP LSZH Patch Cords	D - 10
Category 5e UTP PVC Patch Cords	D - 11
Category 5e UTP LSZH Patch Cords	D - 12
Tool	D - 12
Punch Down Impact Tool & Blade	D - 12

Fibre	D - 13
Cables	D - 13
OptiPRO 10 Indoor Multi-Mider LSZH Cables	D - 13
OptiPRO Indoor LSZH Building Cables	D - 13
OptiPRO Tight Buffer Building Cables	D - 13
OptiPRO Unitube Non-Armoured Cables	D - 14
OptiPRO Stranded Loose Tube Light-Armoured Cables	D - 14
OptiPRO Unitube Light-Armoured Cables	D - 15
OptiPRO Stranded Loose Tube Armoured Cables	D - 15
Single-Mode	D - 15
Multi-Mode	D - 15
OptiPRO Indoor/Outdoor LSZH Cables	D - 16
Single-Mode	D - 16
Multi-Mode	D - 16
Patch Panels	D - 17
Clipsal Titanium® Fibre Patch Panels & Splice Trays	D - 17
Patch Cords & Pigtails	D - 18
SC Fibre Patch Cords	D - 18
ST Fibre Patch Cords	D - 20
LC Fibre Patch Cords	D - 22
MTRJ Fibre Patch Cords	D - 23
SC-LC Fibre Patch Cords	D - 24
SC-MTRJ Fibre Patch Cords	D - 24
ST-SC Fibre Patch Cords	D - 25
ST-MTRJ Fibre Patch Cords	D - 26
LC-MTRJ Fibre Patch Cords	D - 26
ST Fibre Pigtails	D - 27
SC Fibre Pigtails	D - 27
LC Fibre Pigtails	D - 28
MTRJ Fibre Pigtails	D - 28
Through Adaptors	D - 29
Connectors	D - 29
SC Ultraflex Fibre Patch Cords	D - 30
ST Ultraflex Fibre Patch Cords	D - 30
LC Ultraflex Fibre Patch Cords	D - 30
SC-LC Ultraflex Fibre Patch Cords	D - 31
SC-MTRJ Ultraflex Fibre Patch Cords	D - 31
ST-SC Ultraflex Fibre Patch Cords	D - 31
ST-MTRJ Ultraflex Fibre Patch Cords	D - 31

LC-MTRJ Ultraflex Fibre Patch Cords	D - 31
Tools & Accessories	D - 31
Breakout Kits	D - 31

Cabinets & Accessories	D - 32
Clipsal Titanium® Cabinets	D - 32
Clipsal Titanium® Cable Management Panel	D - 32
Clipsal Titanium® Surround Power Sockets	D - 32
Clipsal Titanium® Power Rails	D - 32

Wall Plates	D - 33
C2000 Flexiport Wall Plates	D - 33
C-Cosmo Wall Plates	D - 33
C-Cosmo Rectangular Wall Plates	D - 33
Clipsal Titanium RJ45TP10tamper-Proof Plug	D - 33
Channel Application Identification Icons	D - 34-35

StarServe	D - 36
StarServe Panels	D - 36
Video Distribution Hubs	D - 36
Video Modulators	D - 36
IR Target and Emitter Leads	D - 37
IR Wall Outlets	D - 37
IR Distribution	D - 37
Universal Remote Control	D - 37
Audio Speakers, Indoor	D - 37
Audio Speakers, Outdoor	D - 38
Power Packs	D - 38
Wiring Accessories	D - 38
Enclosures	D - 38
Bracket	D - 38

Clipsal Home Connect D - 39 ~ D - 40

ULink Series	D - 39
ULink Series System	D - 39
ULink Series Boxes	D - 39
PBX Module	D - 39
Voice Module	D - 39
Data Module	D - 39
Power Modules	D - 39
10/100Mbps Ethernet Switch	D - 40
10/100Mbps Ethernet Switch with Router	D - 40
Fibre Media Converter	D - 40
TV Module	D - 40
Fibre Optic Splicing Kit	D - 40

Active Equipment D - 41

Switches	D - 41
5 & 8-Port Fast Ethernet Switches	D - 41

Datacomms

Voice and data networks provide the backbone to your information systems.

Over the years, Datacomms have continued our proud tradition of supplying “the complete end to end solution” for voice and data communications requirements. Our versatile products have been deployed in numerous major projects in such diverse industries as banking and finance, insurance, telecommunications, health, commerce, government, education and hospitality.

The breadth and depth of the product portfolio is impressive, offering structured cabling solutions, cabling management, network switches, voice equipment, wall mounted and free standing cabinets, all the way through to the extensive range of copper and fibre optic cables.

Clipsal Titanium®

The Clipsal Titanium®’s superior range of structured cabling products have set new standards in performance, aesthetics and functionality. Clipsal Titanium® encompasses a diverse range of exceptional products constructed with quality, robust materials to withstand the test of time and ensures long-term reliability for network solutions. The Clipsal Titanium® offer includes Category 5e, Category 6 and Category 6+ structured cabling solutions, patch cords, cables as well as the new range of streamlined free standing and wall cabinets.

Clipsal Home Connect

Clipsal Home Connect ULink solution provides a central control hub to seamlessly consolidate and distribute voice and data services throughout the home. The unique aesthetics of CHC ULink translates into its compact yet flexible modular design that offers a long-term ‘future-proof’ structured cabling solution for the home.

Active Equipment

Clipsal’s Active Equipment features convenient plug-and-play installation providing a truly seamless integration with structured cabling systems. Incorporating superior networking flexibility and connectivity, the Active Equipment product range includes an wide selection of intelligent Switches, high-speed Wireless LAN solutions, Powerline Bridge and Media Converters.









*Clipsal Titanium®
Structured Cabling Products & Cabinets*



Clipsal Home Connect ULink



Active Equipment

DESCRIPTION	CATALOGUE NUMBER	STD PK	CTN QTY	LIST PRICE
Category 6 FTP PVC Cables				
 2D4P6IPVFTP3, GY	Category 6, 4-Pair, FTP, PVC, CM Rated, Clipsal Titanium Cable, 305m, Blue	2D4P6IPVFTP3, BU		
 2D4P6IPVFTP3, BU	Category 6, 4-Pair, FTP, PVC, CM Rated, Clipsal Titanium Cable, 305m, Grey	2D4P6IPVFTP3, GY		
Category 6 FTP LSZH Cables				
 2D4P6ILSFTP3, GY	Category 6, 4-Pair, FTP, LSZH, Clipsal Titanium Cable, 305m, Blue	2D4P6ILSFTP3, BU		
 2D4P6ILSFTP3, BU	Category 6, 4-Pair, FTP, LSZH, Clipsal Titanium Cable, 305m, Grey	2D4P6ILSFTP3, GY		
Category 6 UTP Cables				
PVC Cables				
 2D4P6IPV3B, BU	Category 6, 4-Pair, UTP, CM Rated, Clipsal Titanium Cable, 305m, Blue	2D4P6IPV3B, BU		
 2D4P6IPV3B, BU	Category 6, 4-Pair, UTP, CMR Rated, Clipsal Titanium Cable, 305m, Blue	2D4P6IPVR3B, BU		
LSZH Cables				
	Category 6, 4-Pair, UTP, LSZH, Clipsal Titanium Cable, 305m, White	2D4P6ILS3B, WE		
	Category 6, 4-Pair, UTP, LSZH, Clipsal Titanium Cable, 305m, Blue	2D4P6ILS3B, BU		
	Category 6, 4-Pair, UTP, LSZH, Clipsal Titanium Cable, 305m, Grey	2D4P6ILS3B, GY		
Category 5e UTP Cables				
PVC Cables				
	Category 5e, 4-Pair, UTP, CM Rated, Clipsal Titanium Cable, 305m, Blue	2D4P5IPV3B, BU		
	Category 5e, 4-Pair, UTP, CM Rated, Clipsal Titanium Cable, 305m, Grey	2D4P5IPV3B, GY		
	Category 5e, 4-Pair, UTP, CMR Rated, Clipsal Titanium Cable, 305m, Blue	2D4P5IPVR3B, BU		
	Category 5e, 4-Pair, UTP, CMR Rated, Clipsal Titanium Cable, 305m, Grey	2D4P5IPVR3B, GY		
LSZH Cables				
	Category 5e, 4-Pair, UTP, LSZH, Clipsal Titanium Cable, 305m, Blue	2D4P5ILS3B, BU		
	Category 5e, 4-Pair, UTP, LSZH, Clipsal Titanium Cable, 305m, Grey	2D4P5ILS3B, GY		

Clipsal Titanium

COPPER | PATCH PANELS

DESCRIPTION	CATALOGUE NUMBER	STD PK	CTN QTY	LIST PRICE
-------------	------------------	--------	---------	------------

Category 6+ ID6 Patch Panels

Category 6+, 16-Port, Clipsal Titanium ID6 Patch Panel

31071U16KPPI

Category 6+, 24-Port, Clipsal Titanium ID6 Patch Panel

31071U24KPPI



31071U24KPPI



RJ6A1/24PPSH

Category 6 & 6+ Patch Panels

Category 6+, 24-Port, Shuttered, Clipsal Titanium Patch Panel

RJ6A1/24PPSH

Category 6, 24-Port, Clipsal Titanium Patch Panel

RJ6A1/24PP



RJ6A1/24PP



RJ5A1/24PP

Category 5e Patch Panels

Category 5e, 24-Port, Clipsal Titanium Patch Panel

RJ5A1/24PP

DESCRIPTION	CATALOGUE NUMBER	STD PK	CTN QTY	LIST PRICE
-------------	------------------	--------	---------	------------

Category 6 & 6+ Modular Jacks

Category 6+ Modular Jacks

Category 6+, 30-Mech Shuttered, Clipsal Titanium Modular Jack, Black	30RJ88SMA6SH, BK			
Category 6+, 30-Mech Shuttered, Clipsal Titanium Modular Jack, Blue	30RJ88SMA6SH, BU			
Category 6+, 30-Mech Shuttered, Clipsal Titanium Modular Jack, Green	30RJ88SMA6SH, GR			
Category 6+, 30-Mech Shuttered, Clipsal Titanium Modular Jack, Grey	30RJ88SMA6SH, GY			
Category 6+, 30-Mech Shuttered, Clipsal Titanium Modular Jack, Red	30RJ88SMA6SH, RD			
Category 6+, 30-Mech Shuttered, Clipsal Titanium Modular Jack, White	30RJ88SMA6SH, WE			
Category 6+, 30-Mech Shuttered, Clipsal Titanium Modular Jack, Yellow	30RJ88SMA6SH, YL			

Category 6+, Keystone Shuttered, Clipsal Titanium Modular Jack, Black	RJ88SMA6SH, BK			
Category 6+, Keystone Shuttered, Clipsal Titanium Modular Jack, Blue	RJ88SMA6SH, BU			
Category 6+, Keystone Shuttered, Clipsal Titanium Modular Jack, Green	RJ88SMA6SH, GR			
Category 6+, Keystone Shuttered, Clipsal Titanium Modular Jack, Grey	RJ88SMA6SH, GY			
Category 6+, Keystone Shuttered, Clipsal Titanium Modular Jack, Red	RJ88SMA6SH, RD			
Category 6+, Keystone Shuttered, Clipsal Titanium Modular Jack, White	RJ88SMA6SH, WE			
Category 6+, Keystone Shuttered, Clipsal Titanium Modular Jack, Yellow	RJ88SMA6SH, YL			

Category 6 Modular Jacks

Category 6, 30-Mech, Clipsal Titanium Modular Jack, Black	30RJ88SMA6, BK			
Category 6, 30-Mech, Clipsal Titanium Modular Jack, Blue	30RJ88SMA6, BU			
Category 6, 30-Mech, Clipsal Titanium Modular Jack, Green	30RJ88SMA6, GR			
Category 6, 30-Mech, Clipsal Titanium Modular Jack, Grey	30RJ88SMA6, GY			
Category 6, 30-Mech, Clipsal Titanium Modular Jack, Red	30RJ88SMA6, RD			
Category 6, 30-Mech, Clipsal Titanium Modular Jack, White	30RJ88SMA6, WE			
Category 6, 30-Mech, Clipsal Titanium Modular Jack, Yellow	30RJ88SMA6, YL			

Category 6, Keystone, Clipsal Titanium Modular Jack, Black	RJ88SMA6, BK			
Category 6, Keystone, Clipsal Titanium Modular Jack, Blue	RJ88SMA6, BU			
Category 6, Keystone, Clipsal Titanium Modular Jack, Green	RJ88SMA6, GR			
Category 6, Keystone, Clipsal Titanium Modular Jack, Grey	RJ88SMA6, GY			
Category 6, Keystone, Clipsal Titanium Modular Jack, Red	RJ88SMA6, RD			
Category 6, Keystone, Clipsal Titanium Modular Jack, White	RJ88SMA6, WE			
Category 6, Keystone, Clipsal Titanium Modular Jack, Yellow	RJ88SMA6, YL			

Category 5e Modular Jacks

Category 5e Modular Jacks, shuttered

Category 5e, 30-Mech Shuttered, Clipsal Titanium Modular Jack, White	30RJ88SMA5SH, WE			
Category 5e, Keystone Shuttered, Clipsal Titanium Modular Jack, White	RJ88SMA5SH, WE			

Category 5e Modular Jacks

Category 5e, 30-Mech, Clipsal Titanium Modular Jack, White	30RJ88SMA5, WE			
Category 5e, Keystone, Clipsal Titanium Modular Jack, White	RJ88SMA5, WE			



30RJ88SMA6SH, WE



RJ88SMA6SH, BU



RJ88SMA6SH, WE



RJ88SMA6SH, YL



RJ88SMA6, WE



30RJ88SMA5, WE



RJ88SMA5, WE

Clipsal Titanium

COPPER | PATCH CORDS

DESCRIPTION	CATALOGUE NUMBER	STD PK	CTN QTY	LIST PRICE
-------------	------------------	--------	---------	------------

Category 6 FTP PVC & LSZH Patch Cords

PVC Patch Cords

Category 6, FTP, PVC, Clipsal Titanium Patch Cord, 1.0m, Blue	RJ6F8/10PL, BU			
Category 6, FTP, PVC, Clipsal Titanium Patch Cord, 1.0m, Grey	RJ6F8/10PL, GY			
Category 6, FTP, PVC, Clipsal Titanium Patch Cord, 1.5m, Blue	RJ6F8/15PL, BU			
Category 6, FTP, PVC, Clipsal Titanium Patch Cord, 1.5m, Grey	RJ6F8/15PL, GY			
Category 6, FTP, PVC, Clipsal Titanium Patch Cord, 2.0m, Blue	RJ6F8/20PL, BU			
Category 6, FTP, PVC, Clipsal Titanium Patch Cord, 2.0m, Grey	RJ6F8/20PL, GY			
Category 6, FTP, PVC, Clipsal Titanium Patch Cord, 3.0m, Blue	RJ6F8/30PL, BU			
Category 6, FTP, PVC, Clipsal Titanium Patch Cord, 3.0m, Grey	RJ6F8/30PL, GY			
Category 6, FTP, PVC, Clipsal Titanium Patch Cord, 5.0m, Blue	RJ6F8/50PL, BU			
Category 6, FTP, PVC, Clipsal Titanium Patch Cord, 5.0m, Grey	RJ6F8/50PL, GY			
Category 6, FTP, PVC, Clipsal Titanium Patch Cord, 10.0m, Blue	RJ6F8/100PL, BU			
Category 6, FTP, PVC, Clipsal Titanium Patch Cord, 10.0m, Grey	RJ6F8/100PL, GY			

LSZH Patch Cords

Category 6, FTP, LSZH, Clipsal Titanium Patch Cord, 1.0m, Blue	RJ6F8/10LPL, BU			
Category 6, FTP, LSZH, Clipsal Titanium Patch Cord, 1.0m, Grey	RJ6F8/10LPL, GY			
Category 6, FTP, LSZH, Clipsal Titanium Patch Cord, 1.5m, Blue	RJ6F8/15LPL, BU			
Category 6, FTP, LSZH, Clipsal Titanium Patch Cord, 1.5m, Grey	RJ6F8/15LPL, GY			
Category 6, FTP, LSZH, Clipsal Titanium Patch Cord, 2.0m, Blue	RJ6F8/20LPL, BU			
Category 6, FTP, LSZH, Clipsal Titanium Patch Cord, 2.0m, Grey	RJ6F8/20LPL, GY			
Category 6, FTP, LSZH, Clipsal Titanium Patch Cord, 3.0m, Blue	RJ6F8/30LPL, BU			
Category 6, FTP, LSZH, Clipsal Titanium Patch Cord, 3.0m, Grey	RJ6F8/30LPL, GY			
Category 6, FTP, LSZH, Clipsal Titanium Patch Cord, 5.0m, Blue	RJ6F8/50LPL, BU			
Category 6, FTP, LSZH, Clipsal Titanium Patch Cord, 5.0m, Grey	RJ6F8/50LPL, GY			
Category 6, FTP, LSZH, Clipsal Titanium Patch Cord, 10.0m, Blue	RJ6F8/100LPL, BU			
Category 6, FTP, LSZH, Clipsal Titanium Patch Cord, 10.0m, Grey	RJ6F8/100LPL, GY			

Please add "A" for T568A wiring and "B" for T568B wiring at the back of the part number during ordering.



RJ6F8/10PL,BU

DESCRIPTION	CATALOGUE NUMBER	STD PK	CTN QTY	LIST PRICE
-------------	------------------	--------	---------	------------



RJ5F8/10PL, BU

Category 5e FTP PVC & LSZH Patch Cords

PVC Patch Cords

Category 5e, FTP, PVC, Clipsal Titanium Patch Cord, 1.0m, Blue	RJ5F8/10PL, BU			
Category 5e, FTP, PVC, Clipsal Titanium Patch Cord, 1.0m, Grey	RJ5F8/10PL, GY			
Category 5e, FTP, PVC, Clipsal Titanium Patch Cord, 1.5m, Blue	RJ5F8/15PL, BU			
Category 5e, FTP, PVC, Clipsal Titanium Patch Cord, 1.5m, Grey	RJ5F8/15PL, GY			
Category 5e, FTP, PVC, Clipsal Titanium Patch Cord, 2.0m, Blue	RJ5F8/20PL, BU			
Category 5e, FTP, PVC, Clipsal Titanium Patch Cord, 2.0m, Grey	RJ5F8/20PL, GY			
Category 5e, FTP, PVC, Clipsal Titanium Patch Cord, 3.0m, Blue	RJ5F8/30PL, BU			
Category 5e, FTP, PVC, Clipsal Titanium Patch Cord, 3.0m, Grey	RJ5F8/30PL, GY			
Category 5e, FTP, PVC, Clipsal Titanium Patch Cord, 5.0m, Blue	RJ5F8/50PL, BU			
Category 5e, FTP, PVC, Clipsal Titanium Patch Cord, 5.0m, Grey	RJ5F8/50PL, GY			

LSZH Patch Cords

Category 5e, FTP, LSZH, Clipsal Titanium Patch Cord, 1.0m, Blue	RJ5F8/10LPL, BU			
Category 5e, FTP, LSZH, Clipsal Titanium Patch Cord, 1.0m, Grey	RJ5F8/10LPL, GY			
Category 5e, FTP, LSZH, Clipsal Titanium Patch Cord, 1.5m, Blue	RJ5F8/15LPL, BU			
Category 5e, FTP, LSZH, Clipsal Titanium Patch Cord, 1.5m, Grey	RJ5F8/15LPL, GY			
Category 5e, FTP, LSZH, Clipsal Titanium Patch Cord, 2.0m, Blue	RJ5F8/20LPL, BU			
Category 5e, FTP, LSZH, Clipsal Titanium Patch Cord, 2.0m, Grey	RJ5F8/20LPL, GY			
Category 5e, FTP, LSZH, Clipsal Titanium Patch Cord, 3.0m, Blue	RJ5F8/30LPL, BU			
Category 5e, FTP, LSZH, Clipsal Titanium Patch Cord, 3.0m, Grey	RJ5F8/30LPL, GY			
Category 5e, FTP, LSZH, Clipsal Titanium Patch Cord, 5.0m, Blue	RJ5F8/50LPL, BU			
Category 5e, FTP, LSZH, Clipsal Titanium Patch Cord, 5.0m, Grey	RJ5F8/50LPL, GY			

Please add "A" for T568A wiring and "B" for T568B wiring at the back of the part number during ordering.

Clipsal Titanium

COPPER | PATCH CORDS

DESCRIPTION	CATALOGUE NUMBER	STD PK	CTN QTY	LIST PRICE
Category 6 UTP PVC Patch Cords				
Category 6, 4-Pair, UTP, PVC, Clipsal Titanium Patch Cord, 0.5m, Black	RJ6B8/05PL, BK			
Category 6, 4-Pair, UTP, PVC, Clipsal Titanium Patch Cord, 0.5m, Green	RJ6B8/05PL, GR			
Category 6, 4-Pair, UTP, PVC, Clipsal Titanium Patch Cord, 0.5m, Grey	RJ6B8/05PL, GY			
Category 6, 4-Pair, UTP, PVC, Clipsal Titanium Patch Cord, 0.5m, Red	RJ6B8/05PL, RD			
Category 6, 4-Pair, UTP, PVC, Clipsal Titanium Patch Cord, 0.5m, Yellow	RJ6B8/05PL, YL			
Category 6, 4-Pair, UTP, PVC, Clipsal Titanium Patch Cord, 1.0m, Black	RJ6B8/10PL, BK			
Category 6, 4-Pair, UTP, PVC, Clipsal Titanium Patch Cord, 1.0m, Blue	RJ6B8/10PL, BU			
Category 6, 4-Pair, UTP, PVC, Clipsal Titanium Patch Cord, 1.0m, Green	RJ6B8/10PL, GR			
Category 6, 4-Pair, UTP, PVC, Clipsal Titanium Patch Cord, 1.0m, Grey	RJ6B8/10PL, GY			
Category 6, 4-Pair, UTP, PVC, Clipsal Titanium Patch Cord, 1.0m, Red	RJ6B8/10PL, RD			
Category 6, 4-Pair, UTP, PVC, Clipsal Titanium Patch Cord, 1.0m, White	RJ6B8/10PL, WE			
Category 6, 4-Pair, UTP, PVC, Clipsal Titanium Patch Cord, 1.0m, Yellow	RJ6B8/10PL, YL			
Category 6, 4-Pair, UTP, PVC, Clipsal Titanium Patch Cord, 1.5m, Black	RJ6B8/15PL, BK			
Category 6, 4-Pair, UTP, PVC, Clipsal Titanium Patch Cord, 1.5m, Blue	RJ6B8/15PL, BU			
Category 6, 4-Pair, UTP, PVC, Clipsal Titanium Patch Cord, 1.5m, Green	RJ6B8/15PL, GR			
Category 6, 4-Pair, UTP, PVC, Clipsal Titanium Patch Cord, 1.5m, Grey	RJ6B8/15PL, GY			
Category 6, 4-Pair, UTP, PVC, Clipsal Titanium Patch Cord, 1.5m, Red	RJ6B8/15PL, RD			
Category 6, 4-Pair, UTP, PVC, Clipsal Titanium Patch Cord, 1.5m, White	RJ6B8/15PL, WE			
Category 6, 4-Pair, UTP, PVC, Clipsal Titanium Patch Cord, 1.5m, Yellow	RJ6B8/15PL, YL			
Category 6, 4-Pair, UTP, PVC, Clipsal Titanium Patch Cord, 2.0m, Black	RJ6B8/20PL, BK			
Category 6, 4-Pair, UTP, PVC, Clipsal Titanium Patch Cord, 2.0m, Blue	RJ6B8/20PL, BU			
Category 6, 4-Pair, UTP, PVC, Clipsal Titanium Patch Cord, 2.0m, Green	RJ6B8/20PL, GR			
Category 6, 4-Pair, UTP, PVC, Clipsal Titanium Patch Cord, 2.0m, Grey	RJ6B8/20PL, GY			
Category 6, 4-Pair, UTP, PVC, Clipsal Titanium Patch Cord, 2.0m, Red	RJ6B8/20PL, RD			
Category 6, 4-Pair, UTP, PVC, Clipsal Titanium Patch Cord, 2.0m, White	RJ6B8/20PL, WE			
Category 6, 4-Pair, UTP, PVC, Clipsal Titanium Patch Cord, 2.0m, Yellow	RJ6B8/20PL, YL			
Category 6, 4-Pair, UTP, PVC, Clipsal Titanium Patch Cord, 3.0m, Black	RJ6B8/30PL, BK			
Category 6, 4-Pair, UTP, PVC, Clipsal Titanium Patch Cord, 3.0m, Blue	RJ6B8/30PL, BU			
Category 6, 4-Pair, UTP, PVC, Clipsal Titanium Patch Cord, 3.0m, Green	RJ6B8/30PL, GR			
Category 6, 4-Pair, UTP, PVC, Clipsal Titanium Patch Cord, 3.0m, Grey	RJ6B8/30PL, GY			
Category 6, 4-Pair, UTP, PVC, Clipsal Titanium Patch Cord, 3.0m, Red	RJ6B8/30PL, RD			
Category 6, 4-Pair, UTP, PVC, Clipsal Titanium Patch Cord, 3.0m, White	RJ6B8/30PL, WE			
Category 6, 4-Pair, UTP, PVC, Clipsal Titanium Patch Cord, 3.0m, Yellow	RJ6B8/30PL, YL			
Category 6, 4-Pair, UTP, PVC, Clipsal Titanium Patch Cord, 4.0m, Blue	RJ6B8/40PL, BU			
Category 6, 4-Pair, UTP, PVC, Clipsal Titanium Patch Cord, 4.0m, White	RJ6B8/40PL, WE			
Category 6, 4-Pair, UTP, PVC, Clipsal Titanium Patch Cord, 5.0m, Black	RJ6B8/50PL, BK			
Category 6, 4-Pair, UTP, PVC, Clipsal Titanium Patch Cord, 5.0m, Blue	RJ6B8/50PL, BU			
Category 6, 4-Pair, UTP, PVC, Clipsal Titanium Patch Cord, 5.0m, Green	RJ6B8/50PL, GR			
Category 6, 4-Pair, UTP, PVC, Clipsal Titanium Patch Cord, 5.0m, Grey	RJ6B8/50PL, GY			
Category 6, 4-Pair, UTP, PVC, Clipsal Titanium Patch Cord, 5.0m, Red	RJ6B8/50PL, RD			
Category 6, 4-Pair, UTP, PVC, Clipsal Titanium Patch Cord, 5.0m, White	RJ6B8/50PL, WE			
Category 6, 4-Pair, UTP, PVC, Clipsal Titanium Patch Cord, 5.0m, Yellow	RJ6B8/50PL, YL			
Category 6, 4-Pair, UTP, PVC, Clipsal Titanium Patch Cord, 10.0m, Blue	RJ6B8/100PL, BU			



RJ6B8/10PL, BU

Please add "A" for T568A wiring and "B" for T568B wiring at the back of the part number during ordering.



RJ6B8/10LPL, BU

DESCRIPTION	CATALOGUE NUMBER	STD PK	CTN QTY	LIST PRICE
Category 6 UTP LSZH Patch Cords				
Category 6, 4-Pair, UTP, LSZH, Clipsal Titanium Patch Cord, 1.0m, Black	RJ6B8/10LPL, BK			
Category 6, 4-Pair, UTP, LSZH, Clipsal Titanium Patch Cord, 1.0m, Blue	RJ6B8/10LPL, BU			
Category 6, 4-Pair, UTP, LSZH, Clipsal Titanium Patch Cord, 1.0m, Green	RJ6B8/10LPL, GR			
Category 6, 4-Pair, UTP, LSZH, Clipsal Titanium Patch Cord, 1.0m, Grey	RJ6B8/10LPL, GY			
Category 6, 4-Pair, UTP, LSZH, Clipsal Titanium Patch Cord, 1.0m, Red	RJ6B8/10LPL, RD			
Category 6, 4-Pair, UTP, LSZH, Clipsal Titanium Patch Cord, 1.0m, White	RJ6B8/10LPL, WE			
Category 6, 4-Pair, UTP, LSZH, Clipsal Titanium Patch Cord, 1.0m, Yellow	RJ6B8/10LPL, YL			
Category 6, 4-Pair, UTP, LSZH, Clipsal Titanium Patch Cord, 1.5m, Black	RJ6B8/15LPL, BK			
Category 6, 4-Pair, UTP, LSZH, Clipsal Titanium Patch Cord, 1.5m, Blue	RJ6B8/15LPL, BU			
Category 6, 4-Pair, UTP, LSZH, Clipsal Titanium Patch Cord, 1.5m, Green	RJ6B8/15LPL, GR			
Category 6, 4-Pair, UTP, LSZH, Clipsal Titanium Patch Cord, 1.5m, Grey	RJ6B8/15LPL, GY			
Category 6, 4-Pair, UTP, LSZH, Clipsal Titanium Patch Cord, 1.5m, Red	RJ6B8/15LPL, RD			
Category 6, 4-Pair, UTP, LSZH, Clipsal Titanium Patch Cord, 1.5m, White	RJ6B8/15LPL, WE			
Category 6, 4-Pair, UTP, LSZH, Clipsal Titanium Patch Cord, 1.5m, Yellow	RJ6B8/15LPL, YL			
Category 6, 4-Pair, UTP, LSZH, Clipsal Titanium Patch Cord, 2.0m, Black	RJ6B8/20LPL, BK			
Category 6, 4-Pair, UTP, LSZH, Clipsal Titanium Patch Cord, 2.0m, Blue	RJ6B8/20LPL, BU			
Category 6, 4-Pair, UTP, LSZH, Clipsal Titanium Patch Cord, 2.0m, Green	RJ6B8/20LPL, GR			
Category 6, 4-Pair, UTP, LSZH, Clipsal Titanium Patch Cord, 2.0m, Grey	RJ6B8/20LPL, GY			
Category 6, 4-Pair, UTP, LSZH, Clipsal Titanium Patch Cord, 2.0m, Red	RJ6B8/20LPL, RD			
Category 6, 4-Pair, UTP, LSZH, Clipsal Titanium Patch Cord, 2.0m, White	RJ6B8/20LPL, WE			
Category 6, 4-Pair, UTP, LSZH, Clipsal Titanium Patch Cord, 2.0m, Yellow	RJ6B8/20LPL, YL			
Category 6, 4-Pair, UTP, LSZH, Clipsal Titanium Patch Cord, 3.0m, Black	RJ6B8/30LPL, BK			
Category 6, 4-Pair, UTP, LSZH, Clipsal Titanium Patch Cord, 3.0m, Blue	RJ6B8/30LPL, BU			
Category 6, 4-Pair, UTP, LSZH, Clipsal Titanium Patch Cord, 3.0m, Green	RJ6B8/30LPL, GR			
Category 6, 4-Pair, UTP, LSZH, Clipsal Titanium Patch Cord, 3.0m, Grey	RJ6B8/30LPL, GY			
Category 6, 4-Pair, UTP, LSZH, Clipsal Titanium Patch Cord, 3.0m, Red	RJ6B8/30LPL, RD			
Category 6, 4-Pair, UTP, LSZH, Clipsal Titanium Patch Cord, 3.0m, White	RJ6B8/30LPL, WE			
Category 6, 4-Pair, UTP, LSZH, Clipsal Titanium Patch Cord, 3.0m, Yellow	RJ6B8/30LPL, YL			
Category 6, 4-Pair, UTP, LSZH, Clipsal Titanium Patch Cord, 5.0m, Black	RJ6B8/50LPL, BK			
Category 6, 4-Pair, UTP, LSZH, Clipsal Titanium Patch Cord, 5.0m, Blue	RJ6B8/50LPL, BU			
Category 6, 4-Pair, UTP, LSZH, Clipsal Titanium Patch Cord, 5.0m, Green	RJ6B8/50LPL, GR			
Category 6, 4-Pair, UTP, LSZH, Clipsal Titanium Patch Cord, 5.0m, Grey	RJ6B8/50LPL, GY			
Category 6, 4-Pair, UTP, LSZH, Clipsal Titanium Patch Cord, 5.0m, Red	RJ6B8/50LPL, RD			
Category 6, 4-Pair, UTP, LSZH, Clipsal Titanium Patch Cord, 5.0m, White	RJ6B8/50LPL, WE			
Category 6, 4-Pair, UTP, LSZH, Clipsal Titanium Patch Cord, 5.0m, Yellow	RJ6B8/50LPL, YL			

Please add "A" for T568A wiring and "B" for T568B wiring at the back of the part number during ordering.

Clipsal Titanium

COPPER | PATCH CORDS

DESCRIPTION	CATALOGUE NUMBER	STD PK	CTN QTY	LIST PRICE
Category 5e UTP PVC Patch Cords				
Category 5e, 4-Pair, UTP, PVC, Clipsal Titanium Patch Cord, 1.0m, Black	RJ5B8/10PL, BK			
Category 5e, 4-Pair, UTP, PVC, Clipsal Titanium Patch Cord, 1.0m, Blue	RJ5B8/10PL, BU			
Category 5e, 4-Pair, UTP, PVC, Clipsal Titanium Patch Cord, 1.0m, Green	RJ5B8/10PL, GR			
Category 5e, 4-Pair, UTP, PVC, Clipsal Titanium Patch Cord, 1.0m, Grey	RJ5B8/10PL, GY			
Category 5e, 4-Pair, UTP, PVC, Clipsal Titanium Patch Cord, 1.0m, Red	RJ5B8/10PL, RD			
Category 5e, 4-Pair, UTP, PVC, Clipsal Titanium Patch Cord, 1.0m, White	RJ5B8/10PL, WE			
Category 5e, 4-Pair, UTP, PVC, Clipsal Titanium Patch Cord, 1.0m, Yellow	RJ5B8/10PL, YL			
Category 5e, 4-Pair, UTP, PVC, Clipsal Titanium Patch Cord, 2.0m, Black	RJ5B8/20PL, BK			
Category 5e, 4-Pair, UTP, PVC, Clipsal Titanium Patch Cord, 2.0m, Blue	RJ5B8/20PL, BU			
Category 5e, 4-Pair, UTP, PVC, Clipsal Titanium Patch Cord, 2.0m, Green	RJ5B8/20PL, GR			
Category 5e, 4-Pair, UTP, PVC, Clipsal Titanium Patch Cord, 2.0m, Grey	RJ5B8/20PL, GY			
Category 5e, 4-Pair, UTP, PVC, Clipsal Titanium Patch Cord, 2.0m, Red	RJ5B8/20PL, RD			
Category 5e, 4-Pair, UTP, PVC, Clipsal Titanium Patch Cord, 2.0m, White	RJ5B8/20PL, WE			
Category 5e, 4-Pair, UTP, PVC, Clipsal Titanium Patch Cord, 2.0m, Yellow	RJ5B8/20PL, YL			
Category 5e, 4-Pair, UTP, PVC, Clipsal Titanium Patch Cord, 3.0m, Black	RJ5B8/30PL, BK			
Category 5e, 4-Pair, UTP, PVC, Clipsal Titanium Patch Cord, 3.0m, Blue	RJ5B8/30PL, BU			
Category 5e, 4-Pair, UTP, PVC, Clipsal Titanium Patch Cord, 3.0m, Green	RJ5B8/30PL, GR			
Category 5e, 4-Pair, UTP, PVC, Clipsal Titanium Patch Cord, 3.0m, Grey	RJ5B8/30PL, GY			
Category 5e, 4-Pair, UTP, PVC, Clipsal Titanium Patch Cord, 3.0m, Red	RJ5B8/30PL, RD			
Category 5e, 4-Pair, UTP, PVC, Clipsal Titanium Patch Cord, 3.0m, White	RJ5B8/30PL, WE			
Category 5e, 4-Pair, UTP, PVC, Clipsal Titanium Patch Cord, 3.0m, Yellow	RJ5B8/30PL, YL			
Category 5e, 4-Pair, UTP, PVC, Clipsal Titanium Patch Cord, 5.0m, Black	RJ5B8/50PL, BK			
Category 5e, 4-Pair, UTP, PVC, Clipsal Titanium Patch Cord, 5.0m, Blue	RJ5B8/50PL, BU			
Category 5e, 4-Pair, UTP, PVC, Clipsal Titanium Patch Cord, 5.0m, Green	RJ5B8/50PL, GR			
Category 5e, 4-Pair, UTP, PVC, Clipsal Titanium Patch Cord, 5.0m, Grey	RJ5B8/50PL, GY			
Category 5e, 4-Pair, UTP, PVC, Clipsal Titanium Patch Cord, 5.0m, Red	RJ5B8/50PL, RD			
Category 5e, 4-Pair, UTP, PVC, Clipsal Titanium Patch Cord, 5.0m, White	RJ5B8/50PL, WE			
Category 5e, 4-Pair, UTP, PVC, Clipsal Titanium Patch Cord, 5.0m, Yellow	RJ5B8/50PL, YL			



Please add "A" for T568A wiring and "B" for T568B wiring at the back of the part number during ordering.

DESCRIPTION	CATALOGUE NUMBER	STD PK	CTN QTY	LIST PRICE
-------------	------------------	--------	---------	------------



RJ5B8/10LPL, BU



TRJ45PDT



TRJ45PDTB

Category 5e UTP LSZH Patch Cords

Category 5e, 4-Pair, UTP, LSZH, Clipsal Titanium Patch Cord, 1.0m, Black	RJ5B8/10LPL, BK			
Category 5e, 4-Pair, UTP, LSZH, Clipsal Titanium Patch Cord, 1.0m, Blue	RJ5B8/10LPL, BU			
Category 5e, 4-Pair, UTP, LSZH, Clipsal Titanium Patch Cord, 1.0m, Green	RJ5B8/10LPL, GR			
Category 5e, 4-Pair, UTP, LSZH, Clipsal Titanium Patch Cord, 1.0m, Grey	RJ5B8/10LPL, GY			
Category 5e, 4-Pair, UTP, LSZH, Clipsal Titanium Patch Cord, 1.0m, Red	RJ5B8/10LPL, RD			
Category 5e, 4-Pair, UTP, LSZH, Clipsal Titanium Patch Cord, 1.0m, White	RJ5B8/10LPL, WE			
Category 5e, 4-Pair, UTP, LSZH, Clipsal Titanium Patch Cord, 1.0m, Yellow	RJ5B8/10LPL, YL			
Category 5e, 4-Pair, UTP, LSZH, Clipsal Titanium Patch Cord, 1.5m, Black	RJ5B8/15LPL, BK			
Category 5e, 4-Pair, UTP, LSZH, Clipsal Titanium Patch Cord, 1.5m, Blue	RJ5B8/15LPL, BU			
Category 5e, 4-Pair, UTP, LSZH, Clipsal Titanium Patch Cord, 1.5m, Green	RJ5B8/15LPL, GR			
Category 5e, 4-Pair, UTP, LSZH, Clipsal Titanium Patch Cord, 1.5m, Grey	RJ5B8/15LPL, GY			
Category 5e, 4-Pair, UTP, LSZH, Clipsal Titanium Patch Cord, 1.5m, Red	RJ5B8/15LPL, RD			
Category 5e, 4-Pair, UTP, LSZH, Clipsal Titanium Patch Cord, 1.5m, White	RJ5B8/15LPL, WE			
Category 5e, 4-Pair, UTP, LSZH, Clipsal Titanium Patch Cord, 1.5m, Yellow	RJ5B8/15LPL, YL			
Category 5e, 4-Pair, UTP, LSZH, Clipsal Titanium Patch Cord, 2.0m, Black	RJ5B8/20LPL, BK			
Category 5e, 4-Pair, UTP, LSZH, Clipsal Titanium Patch Cord, 2.0m, Blue	RJ5B8/20LPL, BU			
Category 5e, 4-Pair, UTP, LSZH, Clipsal Titanium Patch Cord, 2.0m, Green	RJ5B8/20LPL, GR			
Category 5e, 4-Pair, UTP, LSZH, Clipsal Titanium Patch Cord, 2.0m, Grey	RJ5B8/20LPL, GY			
Category 5e, 4-Pair, UTP, LSZH, Clipsal Titanium Patch Cord, 2.0m, Red	RJ5B8/20LPL, RD			
Category 5e, 4-Pair, UTP, LSZH, Clipsal Titanium Patch Cord, 2.0m, White	RJ5B8/20LPL, WE			
Category 5e, 4-Pair, UTP, LSZH, Clipsal Titanium Patch Cord, 2.0m, Yellow	RJ5B8/20LPL, YL			
Category 5e, 4-Pair, UTP, LSZH, Clipsal Titanium Patch Cord, 3.0m, Black	RJ5B8/30LPL, BK			
Category 5e, 4-Pair, UTP, LSZH, Clipsal Titanium Patch Cord, 3.0m, Blue	RJ5B8/30LPL, BU			
Category 5e, 4-Pair, UTP, LSZH, Clipsal Titanium Patch Cord, 3.0m, Green	RJ5B8/30LPL, GR			
Category 5e, 4-Pair, UTP, LSZH, Clipsal Titanium Patch Cord, 3.0m, Grey	RJ5B8/30LPL, GY			
Category 5e, 4-Pair, UTP, LSZH, Clipsal Titanium Patch Cord, 3.0m, Red	RJ5B8/30LPL, RD			
Category 5e, 4-Pair, UTP, LSZH, Clipsal Titanium Patch Cord, 3.0m, White	RJ5B8/30LPL, WE			
Category 5e, 4-Pair, UTP, LSZH, Clipsal Titanium Patch Cord, 3.0m, Yellow	RJ5B8/30LPL, YL			
Category 5e, 4-Pair, UTP, LSZH, Clipsal Titanium Patch Cord, 5.0m, Black	RJ5B8/50LPL, BK			
Category 5e, 4-Pair, UTP, LSZH, Clipsal Titanium Patch Cord, 5.0m, Blue	RJ5B8/50LPL, BU			
Category 5e, 4-Pair, UTP, LSZH, Clipsal Titanium Patch Cord, 5.0m, Green	RJ5B8/50LPL, GR			
Category 5e, 4-Pair, UTP, LSZH, Clipsal Titanium Patch Cord, 5.0m, Grey	RJ5B8/50LPL, GY			
Category 5e, 4-Pair, UTP, LSZH, Clipsal Titanium Patch Cord, 5.0m, Red	RJ5B8/50LPL, RD			
Category 5e, 4-Pair, UTP, LSZH, Clipsal Titanium Patch Cord, 5.0m, White	RJ5B8/50LPL, WE			
Category 5e, 4-Pair, UTP, LSZH, Clipsal Titanium Patch Cord, 5.0m, Yellow	RJ5B8/50LPL, YL			

Please add "A" for T568A wiring and "B" for T568B wiring at the back of the part number during ordering.

COPPER | TOOL

Punch Down Impact Tool & Blade

Clipsal Titanium Impact Tool	TRJ45PDT			
Clipsal Titanium Punch Blade with 110 Blade	TRJ45PDTB			

DESCRIPTION	CATALOGUE NUMBER	STD PK	CTN QTY	LIST PRICE
-------------	------------------	--------	---------	------------

OptiPRO 10 Indoor Multi-Mode LSZH Cables 10Gb/s Bit LAN Cables

OptiPRO 10, Indoor, Multi-Mode, LSZH Cable, 2 Core	10GID02MMLSZH			
OptiPRO 10, Indoor, Multi-Mode, LSZH Cable, 4 Core	10GID04MMLSZH			
OptiPRO 10, Indoor, Multi-Mode, LSZH Cable, 6 Core	10GID06MMLSZH			
OptiPRO 10, Indoor, Multi-Mode, LSZH Cable, 12 Core	10GID12MMLSZH			
OptiPRO 10, Indoor, Multi-Mode, LSZH Cable, 24 Core	10GID24MMLSZH			



OptiPRO Indoor LSZH Building Cables

OptiPRO Indoor 50µm SM 2-Core LSZH Cable	ID02SM5LSZH			
OptiPRO Indoor 62.5µm SM 2-Core LSZH Cable	ID02SM6LSZH			
OptiPRO Indoor 50µm SM 4-Core LSZH Cable	ID04SM5LSZH			
OptiPRO Indoor 62.5µm SM 4-Core LSZH Cable	ID04SM6LSZH			
OptiPRO Indoor 50µm SM 6-Core LSZH Cable	ID06SM5LSZH			
OptiPRO Indoor 62.5µm SM 6-Core LSZH Cable	ID06SM6LSZH			
OptiPRO Indoor 50µm MM 2-Core LSZH Cable	ID12SM5LSZH			
OptiPRO Indoor 62.5µm MM 2-Core LSZH Cable	ID12SM6LSZH			
OptiPRO Indoor 50µm MM 2-Core LSZH Cable	ID02MM5LSZH			
OptiPRO Indoor 62.5µm MM 2-Core LSZH Cable	ID02MM6LSZH			
OptiPRO Indoor 50µm MM 4-Core LSZH Cable	ID04MM5LSZH			
OptiPRO Indoor 62.5µm MM 4-Core LSZH Cable	ID04MM6LSZH			
OptiPRO Indoor 50µm MM 6-Core LSZH Cable	ID06MM5LSZH			
OptiPRO Indoor 62.5µm MM 6-Core LSZH Cable	ID06MM6LSZH			
OptiPRO Indoor 50µm MM 12-Core LSZH Cable	ID12MM5LSZH			
OptiPRO Indoor 62.5µm MM 12-Core LSZH Cable	ID12MM6LSZH			

OptiPRO Tight Buffer Building Cables

OptiPRO, Single-Mode, Tight Buffer Building Cable, PVC, 2 Core	TB02SM9PVC			
OptiPRO, Single-Mode, Tight Buffer Building Cable, PVC, 4 Core	TB04SM9PVC			
OptiPRO, Single-Mode, Tight Buffer Building Cable, PVC, 6 Core	TB06SM9PVC			
OptiPRO, Single-Mode, Tight Buffer Building Cable, PVC, 8 Core	TB08SM9PVC			
OptiPRO, Single-Mode, Tight Buffer Building Cable, PVC, 12 Core	TB12SM9PVC			
OptiPRO, 50µm, Multi-Mode, Tight Buffer Building Cable, PVC, 2 Core	TB02MM5PVC			
OptiPRO, 50µm, Multi-Mode, Tight Buffer Building Cable, PVC, 4 Core	TB04MM5PVC			
OptiPRO, 50µm, Multi-Mode, Tight Buffer Building Cable, PVC, 6 Core	TB06MM5PVC			
OptiPRO, 50µm, Multi-Mode, Tight Buffer Building Cable, PVC, 8 Core	TB08MM5PVC			
OptiPRO, 50µm, Multi-Mode, Tight Buffer Building Cable, PVC, 12 Core	TB12MM5PVC			
OptiPRO, 62.5µm, Multi-Mode, Tight Buffer Building Cable, PVC, 4 Core	TB04MM6PVC			
OptiPRO, 62.5µm, Multi-Mode, Tight Buffer Building Cable, PVC, 6 Core	TB06MM6PVC			
OptiPRO, 62.5µm, Multi-Mode, Tight Buffer Building Cable, PVC, 8 Core	TB08MM6PVC			
OptiPRO, 62.5µm, Multi-Mode, Tight Buffer Building Cable, PVC, 12 Core	TB12MM6PVC			

DESCRIPTION	CATALOGUE NUMBER	STD PK	CTN QTY	LIST PRICE
-------------	------------------	--------	---------	------------



OptiPRO Unitube Non-Armoured Cables

OptiPRO, Single-Mode, Unitube Non-Armoured Cable, Polyethylene, 4 Core	UTNA04SM9			
OptiPRO, Single-Mode, Unitube Non-Armoured Cable, Polyethylene, 6 Core	UTNA06SM9			
OptiPRO, Single-Mode, Unitube Non-Armoured Cable, Polyethylene, 8 Core	UTNA08SM9			
OOptiPRO, 50µm, Multi-Mode, Unitube Non-Armoured Cable, Polyethylene, 4 Core	UTNA04MM5			
OptiPRO, 50µm, Multi-Mode, Unitube Non-Armoured Cable, Polyethylene, 6 Core	UTNA06MM5			
OptiPRO, 50µm, Multi-Mode, Unitube Non-Armoured Cable, Polyethylene, 8 Core	UTNA08MM5			
OptiPRO, 50µm, Multi-Mode, Unitube Non-Armoured Cable, Polyethylene, 12 Core	UTNA12MM5			
OptiPRO, 62.5µm, Multi-Mode, Unitube Non-Armoured Cable, Polyethylene, 4 Core	UTNA04MM6			
OptiPRO, 62.5µm, Multi-Mode, Unitube Non-Armoured Cable, Polyethylene, 6 Core	UTNA06MM6			
OptiPRO, 62.5µm, Multi-Mode, Unitube Non-Armoured Cable, Polyethylene, 8 Core	UTNA08MM6			
OptiPRO, 62.5µm, Multi-Mode, Unitube Non-Armoured Cable, Polyethylene, 12 Core	UTNA12MM6			

OptiPRO Stranded Loose Tube Light-Armoured Cables

OptiPRO, Single-Mode, Stranded Loose Tube (1 Tube & 4 Fillers) Light-Armoured Cable, Polyethylene, 4 Core	SLLA04SM9/14			
OptiPRO, Single-Mode, Stranded Loose Tube (1 Tube & 4 Fillers) Light-Armoured Cable, Polyethylene, 6 Core	SLLA06SM9/14			
OptiPRO, Single-Mode, Stranded Loose Tube (2 Tube & 3 Fillers) Light-Armoured Cable, Polyethylene, 12 Core	SLLA12SM9/23			
OptiPRO, 50µm, Multi-Mode, Stranded Loose Tube (1 Tube & 4 Fillers) Light-Armoured Cable, Polyethylene, 4 Core	SLLA04MM5/14			
OptiPRO, 50µm, Multi-Mode, Stranded Loose Tube (1 Tube & 4 Fillers) Light-Armoured Cable, Polyethylene, 6 Core	SLLA06MM5/14			
OptiPRO, 50µm, Multi-Mode, Stranded Loose Tube (2 Tube & 3 Fillers) Light-Armoured Cable, Polyethylene, 12 Core	SLLA12MM5/23			
OptiPRO, 62.5µm, Multi-Mode, Stranded Loose Tube (1 Tube & 4 Fillers) Light-Armoured Cable, Polyethylene, 4 Core	SLLA04MM6/14			
OptiPRO, 62.5µm, Multi-Mode, Stranded Loose Tube (1 Tube & 4 Fillers) Light-Armoured Cable, Polyethylene, 6 Core	SLLA06MM6/14			
OptiPRO, 62.5µm, Multi-Mode, Stranded Loose Tube (2 Tube & 3 Fillers) Light-Armoured Cable, Polyethylene, 12 Core	SLLA12MM6/23			

DESCRIPTION	CATALOGUE NUMBER	STD PK	CTN QTY	LIST PRICE
-------------	------------------	--------	---------	------------

OptiPRO Unitube Light-Armoured Cables Direct, Buried Cables

OptiPRO, Single-Mode, Unitube Light-Armoured Cable, Polyethylene, 4 Core	UTLA04SM9			
OptiPRO, Single-Mode, Unitube Light-Armoured Cable, Polyethylene, 6 Core	UTLA06SM9			
OptiPRO, Single-Mode, Unitube Light-Armoured Cable, Polyethylene, 8 Core	UTLA08SM9			
OptiPRO, Single-Mode, Unitube Light-Armoured Cable, Polyethylene, 12 Core	UTLA12SM9			
OptiPRO, 50µm, Multi-Mode, Unitube Light-Armoured Cable, Polyethylene, 4 Core	UTLA04MM5			
OptiPRO, 50µm, Multi-Mode, Unitube Light-Armoured Cable, Polyethylene, 6 Core	UTLA06MM5			
OptiPRO, 50µm, Multi-Mode, Unitube Light-Armoured Cable, Polyethylene, 8 Core	UTLA08MM5			
OptiPRO, 50µm, Multi-Mode, Unitube Light-Armoured Cable, Polyethylene, 12 Core	UTLA12MM5			
OptiPRO, 62.5µm, Multi-Mode, Unitube Light-Armoured Cable, Polyethylene, 4 Core	UTLA04MM6			
OptiPRO, 62.5µm, Multi-Mode, Unitube Light-Armoured Cable, Polyethylene, 6 Core	UTLA06MM6			
OptiPRO, 62.5µm, Multi-Mode, Unitube Light-Armoured Cable, Polyethylene, 8 Core	UTLA08MM6			
OptiPRO, 62.5µm, Multi-Mode, Unitube Light-Armoured Cable, Polyethylene, 12 Core	UTLA12MM6			

Please add "A" for T568A wiring and "B" for T568B wiring at the back of the part number during ordering.



OptiPRO Stranded Loose Tube Armoured Cables, Single-Mode Direct, Buried Cables

OptiPRO, Single-Mode, Stranded Loose Tube (1 Tube & 5 Fillers) Armoured Cable, Polyethylene, 4 Core	SLAM04SM9/15			
OptiPRO, Single-Mode, Stranded Loose Tube (1 Tube & 5 Fillers) Armoured Cable, Polyethylene, 6 Core	SLAM06SM9/15			
OptiPRO, Single-Mode, Stranded Loose Tube (2 Tube & 4 Fillers) Armoured Cable, Polyethylene, 12 Core	SLAM12SM9/24			

Please add "A" for T568A wiring and "B" for T568B wiring at the back of the part number during ordering.

OptiPRO Stranded Loose Tube Armoured Cables, Multi-Mode Direct, Buried Cables

OptiPRO, 50µm, Multi-Mode, Stranded Loose Tube (1 Tube & 5 Fillers) Armoured Cable, Polyethylene, 4 Core	SLAM04MM5/15			
OptiPRO, 50µm, Multi-Mode, Stranded Loose Tube (1 Tube & 5 Fillers) Armoured Cable, Polyethylene, 6 Core	SLAM06MM5/15			
OptiPRO, 50µm, Multi-Mode, Stranded Loose Tube (2 Tube & 4 Fillers) Armoured Cable, Polyethylene, 12 Core	SLAM12MM5/24			
OptiPRO, 62.5µm, Multi-Mode, Stranded Loose Tube (1 Tube & 5 Fillers) Armoured Cable, Polyethylene, 4 Core	SLAM04MM6/15			
OptiPRO, 62.5µm, Multi-Mode, Stranded Loose Tube (1 Tube & 5 Fillers) Armoured Cable, Polyethylene, 6 Core	SLAM06MM6/15			
OptiPRO, 62.5µm, Multi-Mode, Stranded Loose Tube (2 Tube & 4 Fillers) Armoured Cable, Polyethylene, 12 Core	SLAM12MM6/24			

Please add "A" for T568A wiring and "B" for T568B wiring at the back of the part number during ordering.

DESCRIPTION	CATALOGUE NUMBER	STD PK	CTN QTY	LIST PRICE
-------------	------------------	--------	---------	------------



IOD04SMLSZH



IOD06SMLSZH

OptiPRO Indoor/Outdoor LSZH Cables, Single-Mode

OptiPRO, Single-Mode, Indoor/Outdoor Cable, LSZH, 4 Core	IOD04SMLSZH			
OptiPRO, Single-Mode, Indoor/Outdoor Cable, LSZH, 6 Core	IOD06SMLSZH			
OptiPRO, Single-Mode, Indoor/Outdoor Cable, LSZH, 16 Core	IOD16SMLSZH			
OptiPRO, Single-Mode, Indoor/Outdoor Cable, LSZH, 18 Core	IOD18SMLSZH			
OptiPRO, Single-Mode, Indoor/Outdoor Cable, LSZH, 24 Core	IOD24SMLSZH			

OptiPRO Indoor/Outdoor LSZH Cables, Multi-Mode Duct Cables

50µm MM 4-Core indoor/Outdoor LSZH Cable	IOD04MM5LSZH			
62.5µm MM 4-Core indoor/Outdoor LSZH Cable	IOD04MM6LSZH			
50µm MM 6-Core indoor/Outdoor LSZH Cable	IOD06MM5LSZH			
62.5µm MM 6-Core indoor/Outdoor LSZH Cable	IOD06MM6LSZH			
50µm MM 8-Core indoor/Outdoor LSZH Cable	IOD08MM5LSZH			
62.5µm MM 8-Core indoor/Outdoor LSZH Cable	IOD08MM6LSZH			
50µm MM 12-Core indoor/Outdoor LSZH Cable	IOD12MM5LSZH			
62.5µm MM 12-Core indoor/Outdoor LSZH Cable	IOD12MM6LSZH			
50µm MM 16-Core indoor/Outdoor LSZH Cable	IOD16MM5LSZH			
62.5µm MM 16-Core indoor/Outdoor LSZH Cable	IOD16MM6LSZH			
50µm MM 18-Core indoor/Outdoor LSZH Cable	IOD18MM5LSZH			
62.5µm MM 18-Core indoor/Outdoor LSZH Cable	IOD18MM6LSZH			
50µm MM 24-Core indoor/Outdoor LSZH Cable	IOD24MM5LSZH			
62.5µm MM 24-Core indoor/Outdoor LSZH Cable	IOD24MM6LSZH			

DESCRIPTION	CATALOGUE NUMBER	STD PK	CTN QTY	LIST PRICE
Clipsal Titanium® Fibre Patch Panels & Splice Trays				
1U, 48-Port LC Fibre Patch Panel, Loaded	TFM1ULC48			
1U, 24-Port SC Fibre Patch Panel, Loaded	TFM1USC24			
1U, 24-Port ST Fibre Patch Panel, Loaded	TFM1UST24			
1U, 48-Port MTRJ Fibre Patch Panel, Loaded	TFM1UMTRJ48			
1U, LC Simplex Fibre Patch Panel, with 8 Adaptors	TFM1ULCS8P			
1U, LC Duplex Fibre Patch Panel, with 4 Adaptors	TFM1ULCD4P			
1U, LC Duplex Fibre Patch Panel, with 8 Adaptors	TFM1ULCD8P			
1U, SC Simplex Fibre Patch Panel, with 8 Adaptor	TFM1USCS8P			
1U, SC Duplex Fibre Patch Panel, with 4 Adaptors	TFM1USCD4P			
1U, ST Simplex Fibre Patch Panel, with 8 Adaptors	TFM1USTS8P			
1U, MTRJ Duplex Fibre Patch Panel, with 4 Adaptors	TFM1UMTRJ4P			
1U, MTRJ Duplex Fibre Patch Panel, with 8 Adaptors	TFM1UMTRJ8P			
1U, 24-Port Fibre Sliding Enclosure, Unloaded	TFM1U			
1U, Fibre Blank Connector Panel	TFM1UBLANKP			
Fusion 24 Splice Tray	TFSK24F			
Fusion 48 Splice Tray	TFSK48F			



TFM1USC24



TFM1UBLANKP



DESCRIPTION	CATALOGUE NUMBER	STD PK	CTN QTY	LIST PRICE
SC Fibre Patch Cords				
Simplex OS1, Single-Mode				
SC, Simplex, OS1, Single-Mode, 9/125µm, Fibre Patch Cord, 1.0m	TFP1C3S19S10			
SC, Simplex, OS1, Single-Mode, 9/125µm, Fibre Patch Cord, 2.0m	TFP1C3S19S20			
SC, Simplex, OS1, Single-Mode, 9/125µm, Fibre Patch Cord, 3.0m	TFP1C3S19S30			
SC, Simplex, OS1, Single-Mode, 9/125µm, Fibre Patch Cord, 5.0m	TFP1C3S19S50			
SC, Simplex, OS1, Single-Mode, 9/125µm, Fibre Patch Cord, 10.0m	TFP1C3S19S100			
Duplex OS1, Single-Mode				
SC, Duplex, OS1, Single-Mode, 9/125µm, Fibre Patch Cord, 1.0m	TFP2C3S19S10			
SC, Duplex, OS1, Single-Mode, 9/125µm, Fibre Patch Cord, 1.5m	TFP2C3S19S15			
SC, Duplex, OS1, Single-Mode, 9/125µm, Fibre Patch Cord, 2.0m	TFP2C3S19S20			
SC, Duplex, OS1, Single-Mode, 9/125µm, Fibre Patch Cord, 3.0m	TFP2C3S19S30			
SC, Duplex, OS1, Single-Mode, 9/125µm, Fibre Patch Cord, 5.0m	TFP2C3S19S50			
SC, Duplex, OS1, Single-Mode, 9/125µm, Fibre Patch Cord, 10.0m	TFP2C3S19S100			
Duplex OM1, Multi-Mode				
SC, Duplex, OM1, Multi-Mode, 62.5/125µm, Fibre Patch Cord, 0.5m	TFP2C3M16M05			
SC, Duplex, OM1, Multi-Mode, 62.5/125µm, Fibre Patch Cord, 1.0m	TFP2C3M16M10			
SC, Duplex, OM1, Multi-Mode, 62.5/125µm, Fibre Patch Cord, 1.5m	TFP2C3M16M15			
SC, Duplex, OM1, Multi-Mode, 62.5/125µm, Fibre Patch Cord, 2.0m	TFP2C3M16M20			
SC, Duplex, OM1, Multi-Mode, 62.5/125µm, Fibre Patch Cord, 3.0m	TFP2C3M16M30			
SC, Duplex, OM1, Multi-Mode, 62.5/125µm, Fibre Patch Cord, 5.0m	TFP2C3M16M50			
SC, Duplex, OM1, Multi-Mode, 62.5/125µm, Fibre Patch Cord, 10.0m	TFP2C3M16M100			
Simplex OM2, Multi-Mode				
SC, Simplex, OM2, Multi-Mode, 50/125µm, Fibre Patch Cord, 0.5m	TFP1C3M25M05			
SC, Simplex, OM2, Multi-Mode, 50/125µm, Fibre Patch Cord, 1.0m	TFP1C3M25M10			
SC, Simplex, OM2, Multi-Mode, 50/125µm, Fibre Patch Cord, 1.5m	TFP1C3M25M15			
SC, Simplex, OM2, Multi-Mode, 50/125µm, Fibre Patch Cord, 2.0m	TFP1C3M25M20			
SC, Simplex, OM2, Multi-Mode, 50/125µm, Fibre Patch Cord, 3.0m	TFP1C3M25M30			
SC, Simplex, OM2, Multi-Mode, 50/125µm, Fibre Patch Cord, 5.0m	TFP1C3M25M50			
SC, Simplex, OM2, Multi-Mode, 50/125µm, Fibre Patch Cord, 10.0m	TFP1C3M25M100			

Clipsal Titanium

FIBRE | PATCH CORDS & PIGTAILS

DESCRIPTION	CATALOGUE NUMBER	STD PK	CTN QTY	LIST PRICE
-------------	------------------	--------	---------	------------

SC Fibre Patch Cords

Duplex OM2, Multi-Mode

SC, Duplex, OM2, Multi-Mode, 50/125µm, Fibre Patch Cord, 0.5m	TFP2C3M25M05			
SC, Duplex, OM2, Multi-Mode, 50/125µm, Fibre Patch Cord, 1.0m	TFP2C3M25M10			
SC, Duplex, OM2, Multi-Mode, 50/125µm, Fibre Patch Cord, 1.5m	TFP2C3M25M15			
SC, Duplex, OM2, Multi-Mode, 50/125µm, Fibre Patch Cord, 2.0m	TFP2C3M25M20			
SC, Duplex, OM2, Multi-Mode, 50/125µm, Fibre Patch Cord, 3.0m	TFP2C3M25M30			
SC, Duplex, OM2, Multi-Mode, 50/125µm, Fibre Patch Cord, 5.0m	TFP2C3M25M50			
SC, Duplex, OM2, Multi-Mode, 50/125µm, Fibre Patch Cord, 10.0m	TFP2C3M25M100			

Simplex OM3, Multi-Mode

SC, Simplex, OM3, Multi-Mode, 50/125µm, Fibre Patch Cord, 0.5m	TFP1C3M35M05			
SC, Simplex, OM3, Multi-Mode, 50/125µm, Fibre Patch Cord, 1.0m	TFP1C3M35M10			
SC, Simplex, OM3, Multi-Mode, 50/125µm, Fibre Patch Cord, 1.5m	TFP1C3M35M15			
SC, Simplex, OM3, Multi-Mode, 50/125µm, Fibre Patch Cord, 2.0m	TFP1C3M35M20			
SC, Simplex, OM3, Multi-Mode, 50/125µm, Fibre Patch Cord, 3.0m	TFP1C3M35M30			
SC, Simplex, OM3, Multi-Mode, 50/125µm, Fibre Patch Cord, 5.0m	TFP1C3M35M50			
SC, Simplex, OM3, Multi-Mode, 50/125µm, Fibre Patch Cord, 10.0m	TFP1C3M35M100			

Duplex OM3, Multi-Mode

SC, Duplex, OM3, Multi-Mode, 50/125µm, Fibre Patch Cord, 0.5m	TFP2C3M35M05			
SC, Duplex, OM3, Multi-Mode, 50/125µm, Fibre Patch Cord, 1.0m	TFP2C3M35M10			
SC, Duplex, OM3, Multi-Mode, 50/125µm, Fibre Patch Cord, 1.5m	TFP2C3M35M15			
SC, Duplex, OM3, Multi-Mode, 50/125µm, Fibre Patch Cord, 2.0m	TFP2C3M35M20			
SC, Duplex, OM3, Multi-Mode, 50/125µm, Fibre Patch Cord, 3.0m	TFP2C3M35M30			
SC, Duplex, OM3, Multi-Mode, 50/125µm, Fibre Patch Cord, 5.0m	TFP2C3M35M50			
SC, Duplex, OM3, Multi-Mode, 50/125µm, Fibre Patch Cord, 10.0m	TFP2C3M35M100			



DESCRIPTION	CATALOGUE NUMBER	STD PK	CTN QTY	LIST PRICE
ST Fibre Patch Cords				
Simplex OS1, Single-Mode				
ST, Simplex, OS1, Single-Mode, 9/125µm, Fibre Patch Cord, 0.5m	TFP1T3S19S05			
ST, Simplex, OS1, Single-Mode, 9/125µm, Fibre Patch Cord, 1.0m	TFP1T3S19S10			
ST, Simplex, OS1, Single-Mode, 9/125µm, Fibre Patch Cord, 1.5m	TFP1T3S19S15			
ST, Simplex, OS1, Single-Mode, 9/125µm, Fibre Patch Cord, 2.0m	TFP1T3S19S20			
ST, Simplex, OS1, Single-Mode, 9/125µm, Fibre Patch Cord, 3.0m	TFP1T3S19S30			
ST, Simplex, OS1, Single-Mode, 9/125µm, Fibre Patch Cord, 5.0m	TFP1T3S19S50			
ST, Simplex, OS1, Single-Mode, 9/125µm, Fibre Patch Cord, 10.0m	TFP1T3S19S100			
Duplex OS1, Single-Mode				
ST, Duplex, OS1, Single-Mode, 9/125µm, Fibre Patch Cord, 0.5m	TFP2T3S19S05			
ST, Duplex, OS1, Single-Mode, 9/125µm, Fibre Patch Cord, 1.0m	TFP2T3S19S10			
ST, Duplex, OS1, Single-Mode, 9/125µm, Fibre Patch Cord, 1.5m	TFP2T3S19S15			
ST, Duplex, OS1, Single-Mode, 9/125µm, Fibre Patch Cord, 2.0m	TFP2T3S19S20			
ST, Duplex, OS1, Single-Mode, 9/125µm, Fibre Patch Cord, 3.0m	TFP2T3S19S30			
ST, Duplex, OS1, Single-Mode, 9/125µm, Fibre Patch Cord, 5.0m	TFP2T3S19S50			
ST, Duplex, OS1, Single-Mode, 9/125µm, Fibre Patch Cord, 10.0m	TFP2T3S19S100			
Duplex OM1, Multi-Mode				
ST, Duplex, OM1, Multi-Mode, 62.5/125µm, Fibre Patch Cord, 0.5m	TFP2T3M16M05			
ST, Duplex, OM1, Multi-Mode, 62.5/125µm, Fibre Patch Cord, 1.0m	TFP2T3M16M10			
ST, Duplex, OM1, Multi-Mode, 62.5/125µm, Fibre Patch Cord, 1.5m	TFP2T3M16M15			
ST, Duplex, OM1, Multi-Mode, 62.5/125µm, Fibre Patch Cord, 2.0m	TFP2T3M16M20			
ST, Duplex, OM1, Multi-Mode, 62.5/125µm, Fibre Patch Cord, 3.0m	TFP2T3M16M30			
ST, Duplex, OM1, Multi-Mode, 62.5/125µm, Fibre Patch Cord, 5.0m	TFP2T3M16M50			
ST, Duplex, OM1, Multi-Mode, 62.5/125µm, Fibre Patch Cord, 10.0m	TFP2T3M16M100			
Simplex OM2, Multi-Mode				
ST, Simplex, OM2, Multi-Mode, 50/125µm, Fibre Patch Cord, 0.5m	TFP1T3M25M05			
ST, Simplex, OM2, Multi-Mode, 50/125µm, Fibre Patch Cord, 1.0m	TFP1T3M25M10			
ST, Simplex, OM2, Multi-Mode, 50/125µm, Fibre Patch Cord, 1.5m	TFP1T3M25M15			
ST, Simplex, OM2, Multi-Mode, 50/125µm, Fibre Patch Cord, 2.0m	TFP1T3M25M20			
ST, Simplex, OM2, Multi-Mode, 50/125µm, Fibre Patch Cord, 3.0m	TFP1T3M25M30			
ST, Simplex, OM2, Multi-Mode, 50/125µm, Fibre Patch Cord, 5.0m	TFP1T3M25M50			
ST, Simplex, OM2, Multi-Mode, 50/125µm, Fibre Patch Cord, 10.0m	TFP1T3M25M100			



Clipsal Titanium

FIBRE | PATCH CORDS & PIGTAILS

DESCRIPTION	CATALOGUE NUMBER	STD PK	CTN QTY	LIST PRICE
-------------	------------------	--------	---------	------------

ST Fibre Patch Cords

Simplex OM2, Multi-Mode

ST, Simplex, OM2, Multi-Mode, 50/125µm, Fibre Patch Cord, 0.5m	TPF1T3M25M05			
ST, Simplex, OM2, Multi-Mode, 50/125µm, Fibre Patch Cord, 1.0m	TPF1T3M25M10			
ST, Simplex, OM2, Multi-Mode, 50/125µm, Fibre Patch Cord, 1.5m	TPF1T3M25M15			
ST, Simplex, OM2, Multi-Mode, 50/125µm, Fibre Patch Cord, 2.0m	TPF1T3M25M20			
ST, Simplex, OM2, Multi-Mode, 50/125µm, Fibre Patch Cord, 3.0m	TPF1T3M25M30			
ST, Simplex, OM2, Multi-Mode, 50/125µm, Fibre Patch Cord, 5.0m	TPF1T3M25M50			
ST, Simplex, OM2, Multi-Mode, 50/125µm, Fibre Patch Cord, 10.0m	TPF1T3M25M100			

Duplex OM2, Multi-Mode

ST, Duplex, OM2, Multi-Mode, 50/125µm, Fibre Patch Cord, 0.5m	TFP2T3M25M05			
ST, Duplex, OM2, Multi-Mode, 50/125µm, Fibre Patch Cord, 1.0m	TFP2T3M25M10			
ST, Duplex, OM2, Multi-Mode, 50/125µm, Fibre Patch Cord, 1.5m	TFP2T3M25M15			
ST, Duplex, OM2, Multi-Mode, 50/125µm, Fibre Patch Cord, 2.0m	TFP2T3M25M20			
ST, Duplex, OM2, Multi-Mode, 50/125µm, Fibre Patch Cord, 3.0m	TFP2T3M25M30			
ST, Duplex, OM2, Multi-Mode, 50/125µm, Fibre Patch Cord, 5.0m	TFP2T3M25M50			
ST, Duplex, OM2, Multi-Mode, 50/125µm, Fibre Patch Cord, 10.0m	TFP2T3M25M100			

Simplex OM3, Multi-Mode

ST, Simplex, OM3, Multi-Mode, 50/125µm, Fibre Patch Cord, 0.5m	TFP1T3M35M05			
ST, Simplex, OM3, Multi-Mode, 50/125µm, Fibre Patch Cord, 1.0m	TFP1T3M35M10			
ST, Simplex, OM3, Multi-Mode, 50/125µm, Fibre Patch Cord, 1.5m	TFP1T3M35M15			
ST, Simplex, OM3, Multi-Mode, 50/125µm, Fibre Patch Cord, 2.0m	TFP1T3M35M20			
ST, Simplex, OM3, Multi-Mode, 50/125µm, Fibre Patch Cord, 3.0m	TFP1T3M35M30			
ST, Simplex, OM3, Multi-Mode, 50/125µm, Fibre Patch Cord, 5.0m	TFP1T3M35M50			
ST, Simplex, OM3, Multi-Mode, 50/125µm, Fibre Patch Cord, 10.0m	TFP1T3M35M100			

Duplex OM3, Multi-Mode

ST, Duplex, OM3, Multi-Mode, 50/125µm, Fibre Patch Cord, 0.5m	TFP2T3M35M05			
ST, Duplex, OM3, Multi-Mode, 50/125µm, Fibre Patch Cord, 1.0m	TFP2T3M35M10			
ST, Duplex, OM3, Multi-Mode, 50/125µm, Fibre Patch Cord, 1.5m	TFP2T3M35M15			
ST, Duplex, OM3, Multi-Mode, 50/125µm, Fibre Patch Cord, 2.0m	TFP2T3M35M20			
ST, Duplex, OM3, Multi-Mode, 50/125µm, Fibre Patch Cord, 3.0m	TFP2T3M35M30			
ST, Duplex, OM3, Multi-Mode, 50/125µm, Fibre Patch Cord, 5.0m	TFP2T3M35M50			
ST, Duplex, OM3, Multi-Mode, 50/125µm, Fibre Patch Cord, 10.0m	TFP2T3M35M100			





DESCRIPTION	CATALOGUE NUMBER	STD PK	CTN QTY	LIST PRICE
LC Fibre Patch Cords				
Simplex OS1, Single-Mode				
LC, Simplex, OS1, Single-Mode, 9/125µm, Fibre Patch Cord, 0.5m	TFP1L3S19S05			
LC, Simplex, OS1, Single-Mode, 9/125µm, Fibre Patch Cord, 1.0m	TFP1L3S19S10			
LC, Simplex, OS1, Single-Mode, 9/125µm, Fibre Patch Cord, 1.5m	TFP1L3S19S15			
LC, Simplex, OS1, Single-Mode, 9/125µm, Fibre Patch Cord, 2.0m	TFP1L3S19S20			
LC, Simplex, OS1, Single-Mode, 9/125µm, Fibre Patch Cord, 3.0m	TFP1L3S19S30			
LC, Simplex, OS1, Single-Mode, 9/125µm, Fibre Patch Cord, 5.0m	TFP1L3S19S50			
LC, Simplex, OS1, Single-Mode, 9/125µm, Fibre Patch Cord, 10.0m	TFP1L3S19S100			
Duplex OS1, Single-Mode				
LC, Duplex, OS1, Single-Mode, 9/125µm, Fibre Patch Cord, 0.5m	TFP2L3S19S05			
LC, Duplex, OS1, Single-Mode, 9/125µm, Fibre Patch Cord, 1.0m	TFP2L3S19S10			
LC, Duplex, OS1, Single-Mode, 9/125µm, Fibre Patch Cord, 1.5m	TFP2L3S19S15			
LC, Duplex, OS1, Single-Mode, 9/125µm, Fibre Patch Cord, 2.0m	TFP2L3S19S20			
LC, Duplex, OS1, Single-Mode, 9/125µm, Fibre Patch Cord, 3.0m	TFP2L3S19S30			
LC, Duplex, OS1, Single-Mode, 9/125µm, Fibre Patch Cord, 5.0m	TFP2L3S19S50			
LC, Duplex, OS1, Single-Mode, 9/125µm, Fibre Patch Cord, 10.0m	TFP2L3S19S100			
Duplex OM1, Multi-Mode				
LC, Duplex, OM1, Multi-Mode, 62.5/125µm, Fibre Patch Cord, 0.5m	TFP2L3M16M05			
LC, Duplex, OM1, Multi-Mode, 62.5/125µm, Fibre Patch Cord, 1.0m	TFP2L3M16M10			
LC, Duplex, OM1, Multi-Mode, 62.5/125µm, Fibre Patch Cord, 1.5m	TFP2L3M16M15			
LC, Duplex, OM1, Multi-Mode, 62.5/125µm, Fibre Patch Cord, 2.0m	TFP2L3M16M20			
LC, Duplex, OM1, Multi-Mode, 62.5/125µm, Fibre Patch Cord, 3.0m	TFP2L3M16M30			
LC, Duplex, OM1, Multi-Mode, 62.5/125µm, Fibre Patch Cord, 5.0m	TFP2L3M16M50			
LC, Duplex, OM1, Multi-Mode, 62.5/125µm, Fibre Patch Cord, 10.0m	TFP2L3M16M100			
Duplex OM3, Multi-Mode				
LC, Duplex, OM3, Multi-Mode, 50/125µm, Fibre Patch Cord, 0.5m	TFP2L3M35M05			
LC, Duplex, OM3, Multi-Mode, 50/125µm, Fibre Patch Cord, 1.0m	TFP2L3M35M10			
LC, Duplex, OM3, Multi-Mode, 50/125µm, Fibre Patch Cord, 1.5m	TFP2L3M35M15			
LC, Duplex, OM3, Multi-Mode, 50/125µm, Fibre Patch Cord, 2.0m	TFP2L3M35M20			
LC, Duplex, OM3, Multi-Mode, 50/125µm, Fibre Patch Cord, 3.0m	TFP2L3M35M30			
LC, Duplex, OM3, Multi-Mode, 50/125µm, Fibre Patch Cord, 5.0m	TFP2L3M35M50			
LC, Duplex, OM3, Multi-Mode, 50/125µm, Fibre Patch Cord, 10.0m	TFP2L3M35M100			

Clipsal Titanium

FIBRE | PATCH CORDS & PIGTAILS

DESCRIPTION	CATALOGUE NUMBER	STD PK	CTN QTY	LIST PRICE
-------------	------------------	--------	---------	------------

MTRJ Fibre Patch Cords

Duplex OS1, Single-Mode

MTRJ, Duplex, OS1, Single-Mode, 9/125µm, Fibre Patch Cord, 0.5m	TFP2M3S19S05			
MTRJ, Duplex, OS1, Single-Mode, 9/125µm, Fibre Patch Cord, 1.0m	TFP2M3S19S10			
MTRJ, Duplex, OS1, Single-Mode, 9/125µm, Fibre Patch Cord, 1.5m	TFP2M3S19S15			
MTRJ, Duplex, OS1, Single-Mode, 9/125µm, Fibre Patch Cord, 2.0m	TFP2M3S19S20			
MTRJ, Duplex, OS1, Single-Mode, 9/125µm, Fibre Patch Cord, 3.0m	TFP2M3S19S30			
MTRJ, Duplex, OS1, Single-Mode, 9/125µm, Fibre Patch Cord, 5.0m	TFP2M3S19S50			
MTRJ, Duplex, OS1, Single-Mode, 9/125µm, Fibre Patch Cord, 10.0m	TFP2M3S19S100			

Duplex OM1, Multi-Mode

MTRJ, Duplex, OM1, Multi-Mode, 62.5/125µm, Fibre Patch Cord, 0.5m	TFP2M3M16M05			
MTRJ, Duplex, OM1, Multi-Mode, 62.5/125µm, Fibre Patch Cord, 1.0m	TFP2M3M16M10			
MTRJ, Duplex, OM1, Multi-Mode, 62.5/125µm, Fibre Patch Cord, 1.5m	TFP2M3M16M15			
MTRJ, Duplex, OM1, Multi-Mode, 62.5/125µm, Fibre Patch Cord, 2.0m	TFP2M3M16M20			
MTRJ, Duplex, OM1, Multi-Mode, 62.5/125µm, Fibre Patch Cord, 3.0m	TFP2M3M16M30			
MTRJ, Duplex, OM1, Multi-Mode, 62.5/125µm, Fibre Patch Cord, 5.0m	TFP2M3M16M50			
MTRJ, Duplex, OM1, Multi-Mode, 62.5/125µm, Fibre Patch Cord, 10.0m	TFP2M3M16M100			

Duplex OM3, Multi-Mode

MTRJ, Duplex, OM3, Multi-Mode, 50/125µm, Fibre Patch Cord, 0.5m	TFP2M3M35M05			
MTRJ, Duplex, OM3, Multi-Mode, 50/125µm, Fibre Patch Cord, 1.0m	TFP2M3M35M10			
MTRJ, Duplex, OM3, Multi-Mode, 50/125µm, Fibre Patch Cord, 1.5m	TFP2M3M35M15			
MTRJ, Duplex, OM3, Multi-Mode, 50/125µm, Fibre Patch Cord, 2.0m	TFP2M3M35M20			
MTRJ, Duplex, OM3, Multi-Mode, 50/125µm, Fibre Patch Cord, 3.0m	TFP2M3M35M30			
MTRJ, Duplex, OM3, Multi-Mode, 50/125µm, Fibre Patch Cord, 5.0m	TFP2M3M35M50			
MTRJ, Duplex, OM3, Multi-Mode, 50/125µm, Fibre Patch Cord, 10.0m	TFP2M3M35M100			



DESCRIPTION	CATALOGUE NUMBER	STD PK	CTN QTY	LIST PRICE
SC-LC Fibre Patch Cords				
OM1, Multi-Mode				
SC-LC, Duplex, OM1, Multi-Mode, 62.5/125µm, Fibre Patch Cord, 0.5m	TFP2CL3M16M05			
SC-LC, Duplex, OM1, Multi-Mode, 62.5/125µm, Fibre Patch Cord, 1.0m	TFP2CL3M16M10			
SC-LC, Duplex, OM1, Multi-Mode, 62.5/125µm, Fibre Patch Cord, 1.5m	TFP2CL3M16M15			
SC-LC, Duplex, OM1, Multi-Mode, 62.5/125µm, Fibre Patch Cord, 2.0m	TFP2CL3M16M20			
SC-LC, Duplex, OM1, Multi-Mode, 62.5/125µm, Fibre Patch Cord, 3.0m	TFP2CL3M16M30			
SC-LC, Duplex, OM1, Multi-Mode, 62.5/125µm, Fibre Patch Cord, 5.0m	TFP2CL3M16M50			
SC-LC, Duplex, OM1, Multi-Mode, 62.5/125µm, Fibre Patch Cord, 10.0m	TFP2CL3M16M100			
OM2, Multi-Mode				
SC-LC, Duplex, OM2, Multi-Mode, 50/125µm, Fibre Patch Cord, 0.5m	TFP2CL3M25M05			
SC-LC, Duplex, OM2, Multi-Mode, 50/125µm, Fibre Patch Cord, 1.0m	TFP2CL3M25M10			
SC-LC, Duplex, OM2, Multi-Mode, 50/125µm, Fibre Patch Cord, 1.5m	TFP2CL3M25M15			
SC-LC, Duplex, OM2, Multi-Mode, 50/125µm, Fibre Patch Cord, 2.0m	TFP2CL3M25M20			
SC-LC, Duplex, OM2, Multi-Mode, 50/125µm, Fibre Patch Cord, 3.0m	TFP2CL3M25M30			
SC-LC, Duplex, OM2, Multi-Mode, 50/125µm, Fibre Patch Cord, 5.0m	TFP2CL3M25M50			
SC-LC, Duplex, OM2, Multi-Mode, 50/125µm, Fibre Patch Cord, 10.0m	TFP2CL3M25M100			
OM3, Multi-Mode				
SC-LC, Duplex, OM3, Multi-Mode, 50/125µm, Fibre Patch Cord, 0.5m	TFP2CL3M35M05			
SC-LC, Duplex, OM3, Multi-Mode, 50/125µm, Fibre Patch Cord, 1.0m	TFP2CL3M35M10			
SC-LC, Duplex, OM3, Multi-Mode, 50/125µm, Fibre Patch Cord, 1.5m	TFP2CL3M35M15			
SC-LC, Duplex, OM3, Multi-Mode, 50/125µm, Fibre Patch Cord, 2.0m	TFP2CL3M35M20			
SC-LC, Duplex, OM3, Multi-Mode, 50/125µm, Fibre Patch Cord, 3.0m	TFP2CL3M35M30			
SC-LC, Duplex, OM3, Multi-Mode, 50/125µm, Fibre Patch Cord, 5.0m	TFP2CL3M35M50			
SC-LC, Duplex, OM3, Multi-Mode, 50/125µm, Fibre Patch Cord, 10.0m	TFP2CL3M35M100			
SC-MTRJ Fibre Patch Cords				
OM1, Multi-Mode				
SC-MTRJ, Duplex, OM1, Multi-Mode, 62.5/125µm, Fibre Patch Cord, 0.5m	TFP2CM3M16M05			
SC-MTRJ, Duplex, OM1, Multi-Mode, 62.5/125µm, Fibre Patch Cord, 1.0m	TFP2CM3M16M10			
SC-MTRJ, Duplex, OM1, Multi-Mode, 62.5/125µm, Fibre Patch Cord, 1.5m	TFP2CM3M16M15			
SC-MTRJ, Duplex, OM1, Multi-Mode, 62.5/125µm, Fibre Patch Cord, 2.0m	TFP2CM3M16M20			
SC-MTRJ, Duplex, OM1, Multi-Mode, 62.5/125µm, Fibre Patch Cord, 3.0m	TFP2CM3M16M30			
SC-MTRJ, Duplex, OM1, Multi-Mode, 62.5/125µm, Fibre Patch Cord, 5.0m	TFP2CM3M16M50			
SC-MTRJ, Duplex, OM1, Multi-Mode, 62.5/125µm, Fibre Patch Cord, 10.0m	TFP2CM3M16M100			
OM2, Multi-Mode				
SC-MTRJ, Duplex, OM2, Multi-Mode, 50/125µm, Fibre Patch Cord, 0.5m	TFP2CM3M25M05			
SC-MTRJ, Duplex, OM2, Multi-Mode, 50/125µm, Fibre Patch Cord, 1.0m	TFP2CM3M25M10			
SC-MTRJ, Duplex, OM2, Multi-Mode, 50/125µm, Fibre Patch Cord, 1.5m	TFP2CM3M25M15			
SC-MTRJ, Duplex, OM2, Multi-Mode, 50/125µm, Fibre Patch Cord, 2.0m	TFP2CM3M25M20			
SC-MTRJ, Duplex, OM2, Multi-Mode, 50/125µm, Fibre Patch Cord, 3.0m	TFP2CM3M25M30			
SC-MTRJ, Duplex, OM2, Multi-Mode, 50/125µm, Fibre Patch Cord, 5.0m	TFP2CM3M25M50			
SC-MTRJ, Duplex, OM2, Multi-Mode, 50/125µm, Fibre Patch Cord, 10.0m	TFP2CM3M25M100			
OM3, Multi-Mode				
SC-MTRJ, Duplex, OM3, Multi-Mode, 50/125µm, Fibre Patch Cord, 0.5m	TFP2CM3M35M05			
SC-MTRJ, Duplex, OM3, Multi-Mode, 50/125µm, Fibre Patch Cord, 1.0m	TFP2CM3M35M10			
SC-MTRJ, Duplex, OM3, Multi-Mode, 50/125µm, Fibre Patch Cord, 1.5m	TFP2CM3M35M15			
SC-MTRJ, Duplex, OM3, Multi-Mode, 50/125µm, Fibre Patch Cord, 2.0m	TFP2CM3M35M20			
SC-MTRJ, Duplex, OM3, Multi-Mode, 50/125µm, Fibre Patch Cord, 3.0m	TFP2CM3M35M30			
SC-MTRJ, Duplex, OM3, Multi-Mode, 50/125µm, Fibre Patch Cord, 5.0m	TFP2CM3M35M50			
SC-MTRJ, Duplex, OM3, Multi-Mode, 50/125µm, Fibre Patch Cord, 10.0m	TFP2CM3M35M100			



Clipsal Titanium

FIBRE | PATCH CORDS & PIGTAILS

DESCRIPTION	CATALOGUE NUMBER	STD PK	CTN QTY	LIST PRICE
-------------	------------------	--------	---------	------------

ST-SC Fibre Patch Cords

OM1, Multi-Mode

ST-SC, Duplex, OM1, Multi-Mode, 62.5/125µm, Fibre Patch Cord, 0.5m	TFP2TC3M16M05			
ST-SC, Duplex, OM1, Multi-Mode, 62.5/125µm, Fibre Patch Cord, 1.0m	TFP2TC3M16M10			
ST-SC, Duplex, OM1, Multi-Mode, 62.5/125µm, Fibre Patch Cord, 1.5m	TFP2TC3M16M15			
ST-SC, Duplex, OM1, Multi-Mode, 62.5/125µm, Fibre Patch Cord, 2.0m	TFP2TC3M16M20			
ST-SC, Duplex, OM1, Multi-Mode, 62.5/125µm, Fibre Patch Cord, 3.0m	TFP2TC3M16M30			
ST-SC, Duplex, OM1, Multi-Mode, 62.5/125µm, Fibre Patch Cord, 5.0m	TFP2TC3M16M50			
ST-SC, Duplex, OM1, Multi-Mode, 62.5/125µm, Fibre Patch Cord, 10.0m	TFP2TC3M16M100			



TFP2TC3M16M10

OM2, Multi-Mode

ST-SC, Duplex, OM2, Multi-Mode, 50/125µm, Fibre Patch Cord, 0.5m	TFP2TC3M25M05			
ST-SC, Duplex, OM2, Multi-Mode, 50/125µm, Fibre Patch Cord, 1.0m	TFP2TC3M25M10			
ST-SC, Duplex, OM2, Multi-Mode, 50/125µm, Fibre Patch Cord, 1.5m	TFP2TC3M25M15			
ST-SC, Duplex, OM2, Multi-Mode, 50/125µm, Fibre Patch Cord, 2.0m	TFP2TC3M25M20			
ST-SC, Duplex, OM2, Multi-Mode, 50/125µm, Fibre Patch Cord, 3.0m	TFP2TC3M25M30			
ST-SC, Duplex, OM2, Multi-Mode, 50/125µm, Fibre Patch Cord, 5.0m	TFP2TC3M25M50			
ST-SC, Duplex, OM2, Multi-Mode, 50/125µm, Fibre Patch Cord, 10.0m	TFP2TC3M25M100			

OM3, Multi-Mode

ST-SC, Duplex, OM3, Multi-Mode, 50/125µm, Fibre Patch Cord, 0.5m	TFP2TC3M35M05			
ST-SC, Duplex, OM3, Multi-Mode, 50/125µm, Fibre Patch Cord, 1.0m	TFP2TC3M35M10			
ST-SC, Duplex, OM3, Multi-Mode, 50/125µm, Fibre Patch Cord, 1.5m	TFP2TC3M35M15			
ST-SC, Duplex, OM3, Multi-Mode, 50/125µm, Fibre Patch Cord, 2.0m	TFP2TC3M35M20			
ST-SC, Duplex, OM3, Multi-Mode, 50/125µm, Fibre Patch Cord, 3.0m	TFP2TC3M35M30			
ST-SC, Duplex, OM3, Multi-Mode, 50/125µm, Fibre Patch Cord, 5.0m	TFP2TC3M35M50			
ST-SC, Duplex, OM3, Multi-Mode, 50/125µm, Fibre Patch Cord, 10.0m	TFP2TC3M35M100			

DESCRIPTION	CATALOGUE NUMBER	STD PK	CTN QTY	LIST PRICE
ST-MTRJ Fibre Patch Cords				
ST-MTRJ, Duplex, OM2, Multi-Mode, 50/125µm, Fibre Patch Cord, 0.5m	TFP2TM3M25M05			
ST-MTRJ, Duplex, OM2, Multi-Mode, 50/125µm, Fibre Patch Cord, 1.0m	TFP2TM3M25M10			
ST-MTRJ, Duplex, OM2, Multi-Mode, 50/125µm, Fibre Patch Cord, 1.5m	TFP2TM3M25M15			
ST-MTRJ, Duplex, OM2, Multi-Mode, 50/125µm, Fibre Patch Cord, 2.0m	TFP2TM3M25M20			
ST-MTRJ, Duplex, OM2, Multi-Mode, 50/125µm, Fibre Patch Cord, 3.0m	TFP2TM3M25M30			
ST-MTRJ, Duplex, OM2, Multi-Mode, 50/125µm, Fibre Patch Cord, 5.0m	TFP2TM3M25M50			
ST-MTRJ, Duplex, OM2, Multi-Mode, 50/125µm, Fibre Patch Cord, 10.0m	TFP2TM3M25M100			
LC-MTRJ Fibre Patch Cords				
OM1, Multi-Mode				
LC-MTRJ, Duplex, OM1, Multi-Mode, 62.5/125µm, Fibre Patch Cord, 0.5m	TFP2LM3M16M05			
LC-MTRJ, Duplex, OM1, Multi-Mode, 62.5/125µm, Fibre Patch Cord, 1.0m	TFP2LM3M16M10			
LC-MTRJ, Duplex, OM1, Multi-Mode, 62.5/125µm, Fibre Patch Cord, 1.5m	TFP2LM3M16M15			
LC-MTRJ, Duplex, OM1, Multi-Mode, 62.5/125µm, Fibre Patch Cord, 2.0m	TFP2LM3M16M20			
LC-MTRJ, Duplex, OM1, Multi-Mode, 62.5/125µm, Fibre Patch Cord, 3.0m	TFP2LM3M16M30			
LC-MTRJ, Duplex, OM1, Multi-Mode, 62.5/125µm, Fibre Patch Cord, 5.0m	TFP2LM3M16M50			
LC-MTRJ, Duplex, OM1, Multi-Mode, 62.5/125µm, Fibre Patch Cord, 10.0m	TFP2LM3M16M100			
OM3, Multi-Mode				
LC-MTRJ, Duplex, OM3, Multi-Mode, 50/125µm, Fibre Patch Cord, 0.5m	TFP2LM3M35M05			
LC-MTRJ, Duplex, OM3, Multi-Mode, 50/125µm, Fibre Patch Cord, 1.0m	TFP2LM3M35M10			
LC-MTRJ, Duplex, OM3, Multi-Mode, 50/125µm, Fibre Patch Cord, 1.5m	TFP2LM3M35M15			
LC-MTRJ, Duplex, OM3, Multi-Mode, 50/125µm, Fibre Patch Cord, 2.0m	TFP2LM3M35M20			
LC-MTRJ, Duplex, OM3, Multi-Mode, 50/125µm, Fibre Patch Cord, 3.0m	TFP2LM3M35M30			
LC-MTRJ, Duplex, OM3, Multi-Mode, 50/125µm, Fibre Patch Cord, 5.0m	TFP2LM3M35M50			
LC-MTRJ, Duplex, OM3, Multi-Mode, 50/125µm, Fibre Patch Cord, 10.0m	TFP2LM3M35M100			



TFP2TM3M25M05



TFP2LM3M16M05

Clipsal Titanium

FIBRE | PATCH CORDS & PIGTAILS

DESCRIPTION	CATALOGUE NUMBER	STD PK	CTN QTY	LIST PRICE
-------------	------------------	--------	---------	------------

ST Fibre Pigtails

OS1, Single-Mode

ST, Simplex, OS1, Single-Mode, 9/125µm, Fibre Pigtail, 0.5m	TFT1T3S19S05			
ST, Simplex, OS1, Single-Mode, 9/125µm, Fibre Pigtail, 1.0m	TFT1T3S19S10			
ST, Simplex, OS1, Single-Mode, 9/125µm, Fibre Pigtail, 1.5m	TFT1T3S19S15			
ST, Simplex, OS1, Single-Mode, 9/125µm, Fibre Pigtail, 2.0m	TFT1T3S19S20			

OM1, Multi-Mode

ST, Simplex, OM1, Multi-Mode, 62.5/125µm, Fibre Pigtail, 0.5m	TFT1T3M16M05			
ST, Simplex, OM1, Multi-Mode, 62.5/125µm, Fibre Pigtail, 1.0m	TFT1T3M16M10			
ST, Simplex, OM1, Multi-Mode, 62.5/125µm, Fibre Pigtail, 1.5m	TFT1T3M16M15			
ST, Simplex, OM1, Multi-Mode, 62.5/125µm, Fibre Pigtail, 2.0m	TFT1T3M16M20			

OM3, Multi-Mode

ST, Simplex, OM3, Multi-Mode, 50/125µm, Fibre Pigtail, 0.5m	TFT1T3M35M05			
ST, Simplex, OM3, Multi-Mode, 50/125µm, Fibre Pigtail, 1.0m	TFT1T3M35M10			
ST, Simplex, OM3, Multi-Mode, 50/125µm, Fibre Pigtail, 1.5m	TFT1T3M35M15			
ST, Simplex, OM3, Multi-Mode, 50/125µm, Fibre Pigtail, 2.0m	TFT1T3M35M20			

SC Fibre Pigtails

OS1, Single-Mode

SC, Simplex, OS1, Single-Mode, 9/125µm, Fibre Pigtail, 0.5m	TFT1C3S19S05			
SC, Simplex, OS1, Single-Mode, 9/125µm, Fibre Pigtail, 1.0m	TFT1C3S19S10			
SC, Simplex, OS1, Single-Mode, 9/125µm, Fibre Pigtail, 1.5m	TFT1C3S19S15			
SC, Simplex, OS1, Single-Mode, 9/125µm, Fibre Pigtail, 2.0m	TFT1C3S19S20			

OM1, Multi-Mode

SC, Simplex, OM1, Multi-Mode, 62.5/125µm, Fibre Pigtail, 0.5m	TFT1C3M16M05			
SC, Simplex, OM1, Multi-Mode, 62.5/125µm, Fibre Pigtail, 1.0m	TFT1C3M16M10			
SC, Simplex, OM1, Multi-Mode, 62.5/125µm, Fibre Pigtail, 1.5m	TFT1C3M16M15			
SC, Simplex, OM1, Multi-Mode, 62.5/125µm, Fibre Pigtail, 2.0m	TFT1C3M16M20			

OM3, Multi-Mode

SC, Simplex, OM3, Multi-Mode, 50/125µm, Fibre Pigtail, 0.5m	TFT1C3M35M05			
SC, Simplex, OM3, Multi-Mode, 50/125µm, Fibre Pigtail, 1.0m	TFT1C3M35M10			
SC, Simplex, OM3, Multi-Mode, 50/125µm, Fibre Pigtail, 1.5m	TFT1C3M35M15			
SC, Simplex, OM3, Multi-Mode, 50/125µm, Fibre Pigtail, 2.0m	TFT1C3M35M20			



TFT1T3S19S05



TFT1C3M16M20

DESCRIPTION	CATALOGUE NUMBER	STD PK	CTN QTY	LIST PRICE
-------------	------------------	--------	---------	------------



TFT1L3M16M20

LC Fibre Pigtails

OS1, Single-Mode

LC, Simplex, OS1, Single-Mode, 9/125µm, Fibre Pigtail, 0.5m	TFT1L3S19S05			
LC, Simplex, OS1, Single-Mode, 9/125µm, Fibre Pigtail, 1.0m	TFT1L3S19S10			
LC, Simplex, OS1, Single-Mode, 9/125µm, Fibre Pigtail, 0.5m	TFT1L3S19S15			
LC, Simplex, OS1, Single-Mode, 9/125µm, Fibre Pigtail, 2.0m	TFT1L3S19S20			



TFT2M3M16M20

OM1, Multi-Mode

LC, Simplex, OM1, Multi-Mode, 62.5/125µm, Fibre Pigtail, 0.5m	TFT1L3M16M05			
LC, Simplex, OM1, Multi-Mode, 62.5/125µm, Fibre Pigtail, 1.0m	TFT1L3M16M10			
LC, Simplex, OM1, Multi-Mode, 62.5/125µm, Fibre Pigtail, 1.5m	TFT1L3M16M15			
LC, Simplex, OM1, Multi-Mode, 62.5/125µm, Fibre Pigtail, 2.0m	TFT1L3M16M20			

OM3, Multi-Mode

LC, Simplex, OM3, Multi-Mode, 50/125µm, Fibre Pigtail, 0.5m	TFT1L3M35M05			
LC, Simplex, OM3, Multi-Mode, 50/125µm, Fibre Pigtail, 1.0m	TFT1L3M35M10			
LC, Simplex, OM3, Multi-Mode, 50/125µm, Fibre Pigtail, 1.5m	TFT1L3M35M15			
LC, Simplex, OM3, Multi-Mode, 50/125µm, Fibre Pigtail, 2.0m	TFT1L3M35M20			

MTRJ Fibre Pigtails

OS1, Single-Mode

MTRJ, Duplex, OS1, Single-Mode, 9/125µm, Fibre Pigtail, 0.5m	TFT2M3S19S05			
MTRJ, Duplex, OS1, Single-Mode, 9/125µm, Fibre Pigtail, 1.0m	TFT2M3S19S10			
MTRJ, Duplex, OS1, Single-Mode, 9/125µm, Fibre Pigtail, 1.5m	TFT2M3S19S15			
MTRJ, Duplex, OS1, Single-Mode, 9/125µm, Fibre Pigtail, 2.0m	TFT2M3S19S20			

OM1, Multi-Mode

MTRJ, Duplex, OM1, Multi-Mode, 62.5/125µm, Fibre Pigtail, 0.5m	TFT2M3M16M05			
MTRJ, Duplex, OM1, Multi-Mode, 62.5/125µm, Fibre Pigtail, 1.0m	TFT2M3M16M10			
MTRJ, Duplex, OM1, Multi-Mode, 62.5/125µm, Fibre Pigtail, 1.5m	TFT2M3M16M15			
MTRJ, Duplex, OM1, Multi-Mode, 62.5/125µm, Fibre Pigtail, 2.0m	TFT2M3M16M20			

OM3, Multi-Mode

MTRJ, Duplex, OM3, Multi-Mode, 50/125µm, Fibre Pigtail, 0.5m	TFT2M3M35M05			
MTRJ, Duplex, OM3, Multi-Mode, 50/125µm, Fibre Pigtail, 1.0m	TFT2M3M35M10			
MTRJ, Duplex, OM3, Multi-Mode, 50/125µm, Fibre Pigtail, 1.5m	TFT2M3M35M15			
MTRJ, Duplex, OM3, Multi-Mode, 50/125µm, Fibre Pigtail, 2.0m	TFT2M3M35M20			

Clipsal Titanium

FIBRE | PATCH CORDS & PIGTAILS

DESCRIPTION	CATALOGUE NUMBER	STD PK	CTN QTY	LIST PRICE
-------------	------------------	--------	---------	------------

Through Adaptors

ST Adaptors

ST Adaptor, Simplex, Single-Mode, Zirconia Ceramic, Metal	TFA1TSMZM			
ST Adaptor, Simplex, Multi-Mode, Zirconia Ceramic, Metal	TFA1TMMZM			



TFA1TSMZM

SC Adaptors

SC Adaptor, Simplex, Single-Mode, Zirconia Ceramic, Plastic	TFA1CSMZP			
SC Adaptor, Simplex, Multi-Mode, Zirconia Ceramic, Plastic	TFA1CMMZP			
SC Adaptor, Duplex, Single-Mode, Zirconia Ceramic, Plastic	TFA2CSMZP			
SC Adaptor, Duplex, Multi-Mode, Zirconia Ceramic, Plastic	TFA2CMMZP			



TFA1CSMZP

LC Adaptors

LC Adaptor, Duplex, Single-Mode, Zirconia Ceramic, Plastic	TFA2LSMZP			
LC Adaptor, Duplex, Multi-Mode, Zirconia Ceramic, Plastic	TFA2LMMZP			



TFA2LSMZP

MTRJ Adaptors

MTRJ Adaptor, Duplex, Single-Mode, Plastic	TFA2MSMP			
MTRJ Adaptor, Duplex, Multi-Mode, Plastic	TFA2MMMMP			



TFA2LMMZP

SC-ST Adaptors

SC-ST Adaptor, Duplex, Single-Mode, Zirconia Ceramic, Plastic	TFA2CTSMZP			
SC-ST Adaptor, Duplex, Multi-Mode, Zirconia Ceramic, Plastic	TFA2CTMMZP			



TFA2MSMP

SC-LC Adaptors

SC-LC Adaptor, Duplex, Single-Mode, Zirconia Ceramic, Plastic	TFA2CLSMZP			
SC-LC Adaptor, Duplex, Multi-Mode, Zirconia Ceramic, Plastic	TFA2CLMMZP			

Connectors

ST Connectors

ST Connector, Single-Mode, 3.0mm	TFCSTSM3			
ST Connector, Single-Mode, 900µm	TFCSTSM9			
ST Connector, Multi-Mode, 3.0mm	TFCSTMM3			
ST Connector, Multi-Mode, 900µm	TFCSTMM9			



TFCSTSM3

SC Connectors

SC Connector, Single-Mode, 3.0mm	TFCSM3			
SC Connector, Single-Mode, 900µm	TFCSM9			
SC Connector, Multi-Mode, 3.0mm	TFCSMM3			
SC Connector, Multi-Mode, 900µm	TFCSMM9			



TFCSMM3

LC Connectors

LC Connector, Single-Mode, 1.8mm	TFCLSM1			
LC Connector, Single-Mode, 3.0mm	TFCLSM3			
LC Connector, Multi-Mode, 1.8mm	TFCLMM1			
LC Connector, Multi-Mode, 3.0mm	TFCLMM3			



TFCLMM1

MTRJ Connectors

MTRJ Connector, Single-Mode, 2.0mm	TFCMTRJSM2			
MTRJ Connector, Multi-Mode, 2.0mm	TFCMTRJMM2			



TFCMTRJMM2

DESCRIPTION	CATALOGUE NUMBER	STD PK	CTN QTY	LIST PRICE
-------------	------------------	--------	---------	------------



TFP2C3S19S30U

SC Ultraflex Fibre Patch Cords

OS1, Single-Mode

SC, Simplex, OS1, Single-Mode, 9/125µm, Fibre Patch Cord, 2.0m	TFP1C3S19S20U			
SC, Simplex, OS1, Single-Mode, 9/125µm, Fibre Patch Cord, 3.0m	TFP1C3S19S30U			
SC, Duplex, OS1, Single-Mode, 9/125µm, Fibre Patch Cord, 2.0m	TFP2C3S19S20U			
SC, Duplex, OS1, Single-Mode, 9/125µm, Fibre Patch Cord, 3.0m	TFP2C3S19S30U			

OM3, Multi-Mode

SC, Simplex, OM3, Multi-Mode, 50/125µm, Fibre Patch Cord, 2.0m	TFP1C3M35M20U			
SC, Simplex, OM3, Multi-Mode, 50/125µm, Fibre Patch Cord, 3.0m	TFP1C3M35M30U			
SC, Duplex, OM3, Multi-Mode, 50/125µm, Fibre Patch Cord, 2.0m	TFP2C3M35M20U			
SC, Duplex, OM3, Multi-Mode, 50/125µm, Fibre Patch Cord, 3.0m	TFP2C3M35M30U			

SC, Simplex, OM3, Multi-Mode, 62.5/125µm, Fibre Patch Cord, 2.0m	TFP1C3M36M20U			
SC, Simplex, OM3, Multi-Mode, 62.5/125µm, Fibre Patch Cord, 3.0m	TFP1C3M36M30U			
SC, Duplex, OM3, Multi-Mode, 62.5/125µm, Fibre Patch Cord, 2.0m	TFP2C3M36M20U			
SC, Duplex, OM3, Multi-Mode, 62.5/125µm, Fibre Patch Cord, 3.0m	TFP2C3M36M30U			



TFP1T3S19S20U

ST Ultraflex Fibre Patch Cords

OS1, Single-Mode

ST, Simplex, OS1, Single-Mode, 9/125µm, Fibre Patch Cord, 2.0m	TFP1T3S19S20U			
ST, Simplex, OS1, Single-Mode, 9/125µm, Fibre Patch Cord, 3.0m	TFP1T3S19S30U			
ST, Duplex, OS1, Single-Mode, 9/125µm, Fibre Patch Cord, 2.0m	TFP2T3S19S20U			
ST, Duplex, OS1, Single-Mode, 9/125µm, Fibre Patch Cord, 3.0m	TFP2T3S19S30U			

OM3, Multi-Mode

ST, Simplex, OM3, Multi-Mode, 50/125µm, Fibre Patch Cord, 2.0m	TFP1T3M35M20U			
ST, Simplex, OM3, Multi-Mode, 50/125µm, Fibre Patch Cord, 3.0m	TFP1T3M35M30U			
ST, Duplex, OM3, Multi-Mode, 50/125µm, Fibre Patch Cord, 2.0m	TFP2T3M35M20U			
ST, Duplex, OM3, Multi-Mode, 50/125µm, Fibre Patch Cord, 3.0m	TFP2T3M35M30U			

ST, Simplex, OM3, Multi-Mode, 62.5/125µm, Fibre Patch Cord, 2.0m	TFP1T3M36M20U			
ST, Simplex, OM3, Multi-Mode, 62.5/125µm, Fibre Patch Cord, 3.0m	TFP1T3M36M30U			
ST, Duplex, OM3, Multi-Mode, 62.5/125µm, Fibre Patch Cord, 2.0m	TFP2T3M36M20U			
ST, Duplex, OM3, Multi-Mode, 62.5/125µm, Fibre Patch Cord, 3.0m	TFP2T3M36M30U			



TFP1L3S19S20U

LC Ultraflex Fibre Patch Cords

OS1, Single-Mode

LC, Simplex, OS1, Single-Mode, 9/125µm, Fibre Patch Cord, 2.0m	TFP1L3S19S20U			
LC, Simplex, OS1, Single-Mode, 9/125µm, Fibre Patch Cord, 3.0m	TFP1L3S19S30U			
LC, Duplex, OS1, Single-Mode, 9/125µm, Fibre Patch Cord, 2.0m	TFP2L3S19S20U			
LC, Duplex, OS1, Single-Mode, 9/125µm, Fibre Patch Cord, 3.0m	TFP2L3S19S30U			


OM3, Multi-Mode

LC, Duplex, OM3, Multi-Mode, 50/125µm, Fibre Patch Cord, 2.0m	TFP2L3M35M20U			
LC, Duplex, OM3, Multi-Mode, 50/125µm, Fibre Patch Cord, 3.0m	TFP2L3M35M30U			
LC, Duplex, OM3, Multi-Mode, 62.5/125µm, Fibre Patch Cord, 2.0m	TFP2L3M36M20U			
LC, Duplex, OM3, Multi-Mode, 62.5/125µm, Fibre Patch Cord, 3.0m	TFP2L3M36M30U			

Clipsal Titanium

FIBRE | PATCH CORDS & PIGTAILS

DESCRIPTION	CATALOGUE NUMBER	STD PK	CTN QTY	LIST PRICE
SC-LC Ultraflex Fibre Patch Cords				
SC-LC, Duplex, OM3, Multi-Mode, 50/125µm, Fibre Patch Cord, 2.0m	TFP2CL3M35M20U			
SC-LC, Duplex, OM3, Multi-Mode, 50/125µm, Fibre Patch Cord, 3.0m	TFP2CL3M35M30U			
SC-LC, Duplex, OM3, Multi-Mode, 62.5/125µm, Fibre Patch Cord, 2.0m	TFP2CL3M36M20U			
SC-LC, Duplex, OM3, Multi-Mode, 62.5/125µm, Fibre Patch Cord, 3.0m	TFP2CL3M36M30U			



SC-MTRJ Ultraflex Fibre Patch Cords				
SC-MTRJ, Duplex, OM3, Multi-Mode, 50/125µm, Fibre Patch Cord, 2.0m	TFP2CM3M35M20U			
SC-MTRJ, Duplex, OM3, Multi-Mode, 50/125µm, Fibre Patch Cord, 3.0m	TFP2CM3M35M30U			
SC-MTRJ, Duplex, OM3, Multi-Mode, 62.5/125µm, Fibre Patch Cord, 2.0m	TFP2CM3M36M20U			
SC-MTRJ, Duplex, OM3, Multi-Mode, 62.5/125µm, Fibre Patch Cord, 3.0m	TFP2CM3M36M30U			

ST-SC Ultraflex Fibre Patch Cords				
ST-SC, Duplex, OM3, Multi-Mode, 50/125µm, Fibre Patch Cord, 2.0m	TFP2TC3M35M20U			
ST-SC, Duplex, OM3, Multi-Mode, 50/125µm, Fibre Patch Cord, 3.0m	TFP2TC3M35M30U			
ST-SC, Duplex, OM3, Multi-Mode, 62.5/125µm, Fibre Patch Cord, 2.0m	TFP2TC3M36M20U			
ST-SC, Duplex, OM3, Multi-Mode, 62.5/125µm, Fibre Patch Cord, 3.0m	TFP2TC3M36M30U			

ST-MTRJ Ultraflex Fibre Patch Cords				
ST-MTRJ, Duplex, OM3, Multi-Mode, 50/125µm, Fibre Patch Cord, 2.0m	TFP2TM3M35M20U			
ST-MTRJ, Duplex, OM3, Multi-Mode, 50/125µm, Fibre Patch Cord, 3.0m	TFP2TM3M35M30U			
ST-MTRJ, Duplex, OM3, Multi-Mode, 62.5/125µm, Fibre Patch Cord, 2.0m	TFP2TM3M36M20U			
ST-MTRJ, Duplex, OM3, Multi-Mode, 62.5/125µm, Fibre Patch Cord, 3.0m	TFP2TM3M36M30U			

LC-MTRJ Ultraflex Fibre Patch Cords				
LC-MTRJ, Duplex, OM3, Multi-Mode, 50/125µm, Fibre Patch Cord, 2.0m	TFP2LM3M35M20U			
LC-MTRJ, Duplex, OM3, Multi-Mode, 50/125µm, Fibre Patch Cord, 3.0m	TFP2LM3M35M30U			
LC-MTRJ, Duplex, OM3, Multi-Mode, 62.5/125µm, Fibre Patch Cord, 2.0m	TFP2LM3M36M20U			
LC-MTRJ, Duplex, OM3, Multi-Mode, 62.5/125µm, Fibre Patch Cord, 3.0m	TFP2LM3M36M30U			

FIBRE | TOOLS & ACCESSORIES

Breakout Kits

6 Fibre with 25" Tubing, Breakout Kit for Fibre Optic	KIT6FOBRKOUT25			
6 Fibre with 47" Tubing, Breakout Kit for Fibre Optic	KIT6FOBRKOUT47			



DESCRIPTION	CATALOGUE NUMBER	STD PK	CTN QTY	LIST PRICE
-------------	------------------	--------	---------	------------

Clipsal Titanium® Cabinets

Free Standing Cabinets

27RU, Complete Clipsal Titanium Cabinet, 800mm x 800mm	3106TC27C824			
27RU, Complete Clipsal Titanium Cabinet, 900mm x 800mm	3106TC27C924			
27RU, Complete Clipsal Titanium Cabinet, 1000mm x 800mm	3106TC27C1024			
27RU, Complete Clipsal Titanium Cabinet, 1200mm x 800mm	3106TC27C1224			
39RU, Complete Clipsal Titanium Cabinet, 800mm x 800mm	3106TC39C824			
39RU, Complete Clipsal Titanium Cabinet, 900mm x 800mm	3106TC39C924			
39RU, Complete Clipsal Titanium Cabinet, 1000mm x 800mm	3106TC39C1024			
39RU, Complete Clipsal Titanium Cabinet, 1200mm x 800mm	3106TC39C1224			
42RU, Complete Clipsal Titanium Cabinet, 800mm x 800mm	3106TC42C824*			
42RU, Complete Clipsal Titanium Cabinet, 900mm x 800mm	3106TC42C924*			
42RU, Complete Clipsal Titanium Cabinet, 1000mm x 800mm	3106TC42C1024*			
42RU, Complete Clipsal Titanium Cabinet, 1200mm x 800mm	3106TC42C1224*			
45RU, Complete Clipsal Titanium Cabinet, 800mm x 800mm	3106TC45C824			
45RU, Complete Clipsal Titanium Cabinet, 900mm x 800mm	3106TC45C924			
45RU, Complete Clipsal Titanium Cabinet, 1000mm x 800mm	3106TC45C1024			
45RU, Complete Clipsal Titanium Cabinet, 1200mm x 800mm	3106TC45C1224			

* Available in Southeast Asia, Asia and Middle East markets.

Wall Cabinets

6RU, Clipsal Titanium Wall Cabinet, 350mm Deep	3106WTC6U35			
6RU, Clipsal Titanium Wall Cabinet, 450mm Deep	3106WTC6U45			
6RU, Clipsal Titanium Wall Cabinet, 500mm Deep	3106WTC6U50			
12RU, Clipsal Titanium Wall Cabinet, 350mm Deep	3106WTC12U35			
12RU, Clipsal Titanium Wall Cabinet, 500mm Deep	3106WTC12U50			
18RU, Clipsal Titanium Wall Cabinet, 500mm Deep	3106WTC18U50			

Clipsal Titanium® Cable Management Panel

1U, Clipsal Titanium Cable Management Panel Deep	RJ1UCMPC			
1U, Clipsal Titanium Cable Management Panel Shallow	RJ1UCMPSC			

Clipsal Titanium® Surround Power Sockets

10A, Clipsal Titanium Surround Power Socket, Australian Style	3106TPEA13/A			
10A, Clipsal Titanium Surround Power Socket, British Style	3106TPEA13/B			
10A, Clipsal Titanium Surround Power Socket, Taiwan/US Style	3106TPEA13/C			
10A, Clipsal Titanium Surround Power Socket, Korea Style	3106TPEA13/D			

Clipsal Titanium® Power Rails

42U, 10A, Clipsal Titanium Power Rail, without Socket	3106TP42E10			
42U, 15A, Clipsal Titanium Power Rail, without Socket	3106TP42E15			
42U, 20A, Clipsal Titanium Power Rail, without Socket	3106TP42E20			



3106TC42C824



3106WTC6U35



RJ2UCMPC



RJ2UCMPSC



3106TPEA10/B



3106TP42E10

DESCRIPTION	CATALOGUE NUMBER	STD PK	CTN QTY	LIST PRICE
-------------	------------------	--------	---------	------------

C2000 Flexiport Wall Plates Australian/US Standard

Category 6+, 1 Gang Keystone Wall Plate, with Channel & Circuit ID Slot	C2031HRJA6S			
Category 6+, 2 Gang Keystone Wall Plate, with Channel & Circuit ID Slot	C2032HRJA6S			
Category 5e, 1 Gang Keystone Wall Plate, with Channel & Circuit ID Slot	C2031HRJA5S			
Category 5e, 2 Gang Keystone Wall Plate, with Channel & Circuit ID Slot	C2032HRJA5S			



C2031HRJA6S



C2032HRJA6S

C-Cosmo Wall Plates British Standard

RJ45 Keystone Shuttered Wall Plates

RJ45 Keystone, Shuttered, 1 Gang Outlet Wall Plate, with Channel & Circuit ID Slot	E2031SRJSKI			
RJ45 Keystone, Shuttered, 2 Gang Outlet Wall Plate, with Channel & Circuit ID Slot	E2032SRJSKI			



E2031SRJSKI

RJ45 Keystone Wall Plates

RJ45, 1 Gang Keystone Wall Plate, with Channel & Circuit ID Slot	E2031RJKI			
RJ45, 2 Gang Keystone Wall Plate with Channel & Circuit ID Slot	E2032RJKI			
Blank Plate E2000 Titanium Wall Plate	E2000RJBP			

C-Cosmo Rectangular Wall Plates Australian/US Standard

RJ45 Keystone Wall Plates

RJ45, 1 Gang Keystone Wall Plate, with Channel & Circuit ID Slot, Horizontal	2031HRJKI, WE			
RJ45, 2 Gang Keystone Wall Plate, with Channel & Circuit ID Slot, Horizontal	2032HRJKI, WE			
RJ45, 3 Gang Keystone Wall Plate, with Channel & Circuit ID Slot, Horizontal	2033HRJKI, WE			
RJ45, 1 Gang Keystone Wall Plate, with Channel & Circuit ID Slot, Vertical	2031VRJKI, WE			
RJ45, 2 Gang Keystone Wall Plate, with Channel & Circuit ID Slot, Vertical	2032VRJKI, WE			



E2000RJBP


RJ45 TamperProof Plug

Tamper-Proof Plug Pack of 10 with removal tool	RJ45T10			
--	----------------	--	--	--



RJ45T10

DESCRIPTION	CATALOGUE NUMBER	STD PK	CTN QTY	LIST PRICE
-------------	------------------	--------	---------	------------



Channel Application Identification Icons

Category 5e/PC Image

Icon Module - Category 5e/PC Image, Blue	RJ30IC5EPC, BU			
Icon Module - Category 5e/PC Image, Green	RJ30IC5EPC, GR			
Icon Module - Category 5e/PC Image, Grey	RJ30IC5EPC, GY			
Icon Module - Category 5e/PC Image, Orange	RJ30IC5EPC, OR			
Icon Module - Category 5e/PC Image, Purple	RJ30IC5EPC, PU			
Icon Module - Category 5e/PC Image, Red	RJ30IC5EPC, RD			
Icon Module - Category 5e/PC Image, Yellow	RJ30IC5EPC, YL			

Telephone/Fax Image

Icon Module - Telephone/Fax Image, Blue	RJ30ITELFX, BU			
Icon Module - Telephone/Fax Image, Green	RJ30ITELFX, GR			
Icon Module - Telephone/Fax Image, Grey	RJ30ITELFX, GY			
Icon Module - Telephone/Fax Image, Orange	RJ30ITELFX, OR			
Icon Module - Telephone/Fax Image, Purple	RJ30ITELFX, PU			
Icon Module - Telephone/Fax Image, Red	RJ30ITELFX, RD			
Icon Module - Telephone/Fax Image, Yellow	RJ30ITELFX, YL			

Telephone/Printer Image

Icon Module - Telephone/Printer Image, Blue	RJ30ITELPR, BU			
Icon Module - Telephone/Printer Image, Green	RJ30ITELPR, GR			
Icon Module - Telephone/Printer Image, Grey	RJ30ITELPR, GY			
Icon Module - Telephone/Printer Image, Orange	RJ30ITELPR, OR			
Icon Module - Telephone/Printer Image, Purple	RJ30ITELPR, PU			
Icon Module - Telephone/Printer Image, Red	RJ30ITELPR, RD			
Icon Module - Telephone/Printer Image, Yellow	RJ30ITELPR, YL			

Telephone/Modem Image

Icon Module - Telephone/Modem Image, Blue	RJ30ITELMD, BU			
Icon Module - Telephone/Modem Image, Green	RJ30ITELMD, GR			
Icon Module - Telephone/Modem Image, Grey	RJ30ITELMD, GY			
Icon Module - Telephone/Modem Image, Orange	RJ30ITELMD, OR			
Icon Module - Telephone/Modem Image, Purple	RJ30ITELMD, PU			
Icon Module - Telephone/Modem Image, Red	RJ30ITELMD, RD			
Icon Module - Telephone/Modem Image, Yellow	RJ30ITELMD, YL			

DESCRIPTION	CATALOGUE NUMBER	STD PK	CTN QTY	LIST PRICE
-------------	------------------	--------	---------	------------

Channel Application Identification Icons

ISDN/Category 6


Icon Module - ISDN/Category 6, Blue	RJ30ISDNC6, BU			
Icon Module - ISDN/Category 6, Green	RJ30ISDNC6, GR			
Icon Module - ISDN/Category 6, Grey	RJ30ISDNC6, GY			
Icon Module - ISDN/Category 6, Orange	RJ30ISDNC6, OR			
Icon Module - ISDN/Category 6, Purple	RJ30ISDNC6, PU			
Icon Module - ISDN/Category 6, Red	RJ30ISDNC6, RD			
Icon Module - ISDN/Category 6, Yellow	RJ30ISDNC6, YL			

Category 6/Category 6

Icon Module - Category 6/Category 6, Blue	RJ30IC6C6, BU			
Icon Module - Category 6/Category 6, Green	RJ30IC6C6, GR			
Icon Module - Category 6/Category 6, Grey	RJ30IC6C6, GY			
Icon Module - Category 6/Category 6, Orange	RJ30IC6C6, OR			
Icon Module - Category 6/Category 6, Purple	RJ30IC6C6, PU			
Icon Module - Category 6/Category 6, Red	RJ30IC6C6, RD			
Icon Module - Category 6/Category 6, Yellow	RJ30IC6C6, YL			

PC/Telephone Image

Icon Module - PC/Telephone Image, Blue	RJ30IPCTEL, BU			
Icon Module - PC/Telephone Image, Green	RJ30IPCTEL, GR			
Icon Module - PC/Telephone Image, Grey	RJ30IPCTEL, GY			
Icon Module - PC/Telephone Image, Orange	RJ30IPCTEL, OR			
Icon Module - PC/Telephone Image, Purple	RJ30IPCTEL, PU			
Icon Module - PC/Telephone Image, Red	RJ30IPCTEL, RD			
Icon Module - PC/Telephone Image, Yellow	RJ30IPCTEL, YL			



DESCRIPTION	CATALOGUE NUMBER	STD PK	CTN QTY	LIST PRICE
-------------	------------------	--------	---------	------------



8000PKFF

StarServe Panels Contractor Series

StarServe Home Essential	8000PKES			
StarServe Home Entertainment	8000PKEN			
StarServe Home Office	8000PKFF			
StarServe Home Package	8000PKNE			

Note: Available for Australian/NZ markets only



8000PKEN

Video Distribution Hubs

Video HUB, 2 Inputs/6 Outputs, with AUS 220V Power Pack	8072/6VHP*			
Video HUB, 3 Inputs/8 Outputs, with IR, with AUS 220V Power Pack	8073/8VHPIR*			
Video HUB, 2 Inputs/6 Outputs	E8072/6VHP			
Video HUB, 3 Inputs/8 Outputs, with IR	E8073/8VHPIR			

**Available for Australian/NZ markets only*



8000PKES

Video Modulators

Single Video Modulator, Set Top Box, with AUS 220V Power Pack	8071VMP*			
Single Video Modulator, Stereo, Set Top Box with IR Emitter Outputs, with AUS 220V Power Pack	8071VMS*			
Dual Video Modulator, Set Top Box with IR Emitter Outputs, with AUS 220V Power Pack	8072VMPIR*			
Quad Video Modulator, Set Top Box with IR Emitter Outputs, with AUS 220V Power Pack	8074VMPIR*			
Single Video Modulator, Set Top Box	E8071VMP			
Single Video Modulator, Stereo, Set Top Box	E8071VMS			
Dual Video Modulator, Set Top Box with IR Emitter Outputs	E8072VMPIR			
Quad Video Modulator, Set Top Box with IR Emitter Outputs	E8074VMPIR			

**Available for Australian/NZ markets only*



8072/6VHP



8073/8VHPIR



8071VMP



8074VMPIR

DESCRIPTION	CATALOGUE NUMBER	STD PK	CTN QTY	LIST PRICE
-------------	------------------	--------	---------	------------

IR Target and Emitter Leads

IR Target

IR Target for 5V, StarServe IR System	8050TR			
---------------------------------------	---------------	--	--	--



8050TR

Emitter Leads

IR Emitter Lead, Single	8050LD			
-------------------------	---------------	--	--	--

IR Emitter Lead, Dual	8050/2LD			
-----------------------	-----------------	--	--	--



8050/2LD

Note: Available for Australian/NZ markets only

IR Wall Outlets

RF/IR Controller, C-Cosmo Series Wall Plate	E2031RFT			
---	-----------------	--	--	--

RF/IR Controller, C-Cosmo Rectangular Series Wall Plate	2031RFT*			
---	-----------------	--	--	--

**Available for Australian/NZ markets only*



2031RFT

IR Distribution

IR Emitter, Junction Box, with Plug Pack	8050EJ			
--	---------------	--	--	--

IR Target, Junction Box	8050TJ			
-------------------------	---------------	--	--	--

IR Target, Shelf Mount, with 1.8m Cable	8050ST			
---	---------------	--	--	--

IR Target, Tube Mount, with 1.8m Cable	8050TT			
--	---------------	--	--	--

IR Target, Flat Mount, with 1.8m Cable	8050FT			
--	---------------	--	--	--

Note: Available for Australian/NZ markets only



8050TJ

Universal Remote Control

Universal Remote Control, with LCD Touch Screen	5030URC			
---	----------------	--	--	--



5030URC

Audio Speakers, Indoor

Speaker, Pair, Flush Mount, 60W, 8 Ohm, Rectangular, Polypropylene, Indoor	5600IWP			
--	----------------	--	--	--

Speaker, Pair, Flush Mount, 60W, 8 Ohm, Rectangular, Kevlar, Indoor	5600IWK			
---	----------------	--	--	--

Circular

Speaker, Pair, Flush Mount, 60W, 8 Ohm, Circular, Polypropylene, Indoor	5600ICP			
---	----------------	--	--	--

Speaker, Pair, Flush Mount, 60W, 8 Ohm, Circular, Kevlar, Indoor	5600ICK			
--	----------------	--	--	--



5600IWP



5600ICP

DESCRIPTION	CATALOGUE NUMBER	STD PK	CTN QTY	LIST PRICE
-------------	------------------	--------	---------	------------

Audio Speakers, Outdoor



56000DP

Speaker, Pair, Shelf Top, 60W, 8 Ohm, Polypropylene, Outdoor

56000DP

Power Packs



8050P12/1000

Regulated Power Pack, 250VAC/12VDC @ 500mA

8050P12/500

Regulated Power Pack, 250VAC/12VDC @ 1000mA

8050P12/1000

Switch Mode Power Pack, 250VAC/12VDC @ 1600mA

8050P12/1600

Regulated Power Pack, 250VAC/5VDC @ 800mA

8050P5/800

Note: Available for Australian/NZ markets only

Wiring Accessories

Surge Suppressor, F-Type Female to F-Type Female

8000SS

DC Block, Pack of 10

8000DCB

Balun, RCA to Category 5

8000AVB

Expander, Output, 1 Input/4 Outputs

8001/4EX

IR Injector, F-Type Female to F-Type Female

8000INJ

Expander, Video HUB with IR Pass Through

8000IREX

Note: Available for Australian/NZ markets only

Enclosures



8000LEN

StarServe Lite Enclosure, Surface Mount

8000LEN

StarServe Lite Enclosure, Flush Mounting Kit

8000LENFK

StarServe Lite Enclosure, Hook and Rail Bracket

8000LENBR

StarServe Mid Enclosure, Surface Mount

8000MEN

StarServe Mid Enclosure, Flush Mounting Kit

8000MENFK

StarServe Mid Enclosure, Hook and Rail Bracket, Shallow

8000MENBRS

StarServe Mid Enclosure, Hook and Rail Bracket, Deep

8000MENBRD

StarServe Pro Enclosure, Surface Mount

8000PEN

StarServe Pro Enclosure, Flush Mounting Kit

8000PENFK

StarServe Pro Enclosure, Acrylic Door

8000PENAD

Note: Available for Australian/NZ markets only

Bracket

StarServe Universal Mounting Bracket

8000DHMB

Note: Available for Australian/NZ markets only



8000MEN

ULINK SERIES

DESCRIPTION	CATALOGUE NUMBER	STD PK	CTN QTY	LIST PRICE
-------------	------------------	--------	---------	------------

ULink Series System

Clipsal Home Connect, ULink System C1

CS05CHCUL

Clipsal Home Connect, ULink System C2

CS06CHCUL



CS06CHCUL

ULink Series Boxes

6U Front Cover, with Metal Base Box & Frame

BB3026CHC5UL

8U Front Cover, with Metal Base Box & Frame

BB4040CHC6UL

300 - 260 Mounting Frame with Cable Management (6U)

BBF3026CHC5UL

409 - 260 Mounting Frame with Cable Management (8U)

BBF4040CHC6UL

400 - 400 Mounting Frame with Cable Management

BBCM10CHC4UL

400 - 300 Mounting Frame with Cable Management

BBCM10CHC3UL

1U Blank Plate

BLAK01CHCUL

5U Blank Plate

BLAK05CHCUL



BB4040CHC6UL

PBX Module

PBX 208 Main System

PBXCHCUL

PBX Extension

PBXE08CHCUL

Voice Module

Voice 2-8 Patching Unit

VPNS08CHCUL

Voice 4-16 Patching Unit

VPNS16CHCUL



PBXCHCUL

Data Module

Data 1-3 Patching Panel

DP03CHCUL



VPNS16CHCUL

Power Modules

1-1 Power Supply Module

PB1N1SCHCUL

1-3 Power Supply Module

PB3N3SCHCUL

1-5 Power Supply Module

PB5N1P4SCHCUL



PBXE08CHCUL



DP03CHCUL



PB1N1SCHCUL



PB3N3SCHCUL



PB5N1P4SCHCUL

DESCRIPTION	CATALOGUE NUMBER	STD PK	CTN QTY	LIST PRICE
-------------	------------------	--------	---------	------------



SW08CHCUL

10/100Mbps Ethernet Switch

5-Port 10/100Mbps Ethernet Switch

SW05CHCUL



SW08CHCUL

8-Port 10/100Mbps Ethernet Switch

SW08CHCUL



NR05CHCUL

15-Port 10/100Mbps Ethernet Switch

SW15CHCUL

10/100Mbps Ethernet Switch with Router

5-Port 10/100Mbps Ethernet Switch with Router

NR05CHCUL

Fibre Media Converter

Fibre Media Converter Module

FOMCCHCUL



TP04CHCUL

TV Module

4-Way TV Splitter Module

TP04CHCUL

6-Way TV Splitter Module

TP06CHCUL



TP06CHCUL

Fibre Optic Splicing Kit

Fibre Optic Splicing Kit

FOSPCHCUL



FOMCCHCUL



FOSPCHCUL

Active Equipment

SWITCHES

DESCRIPTION	CATALOGUE NUMBER	STD PK	CTN QTY	LIST PRICE
5 & 8-Port Fast Ethernet Switches				
5-Port 10/100 Desktop Switch	95ESW5P10/3A			
8-Port 10/100 Desktop Switch	95ESW8P10/3A			



95ESW5P10/3A



95ESW8P10/3A

Index

Index by Catalogue Number E - 1

Index by Product Description E - 4

DESCRIPTION	PAGE NUMBER
-------------	-------------

DESCRIPTION	PAGE NUMBER
-------------	-------------

DESCRIPTION	PAGE NUMBER
-------------	-------------

C

Cabinets

27RU Cabinets	D - 15
39RU Cabinets	D - 15
42RU Cabinets	D - 15
45RU Cabinets	D - 15
6RU Wall Cabinets	D - 14
12RU Wall Cabinets	D - 14
18RU Wall Cabinets	D - 14
Free Standing	D - 15
27RU	D - 15
39RU	D - 15
42RU	D - 15
45RU	D - 15
Titanium Orbit Track Power Rails	D - 15
Wall	D - 14
6RU	D - 14
12RU	D - 14
18RU	D - 14

Cables

4-Pair Cable	D - 6
CMX Rated	D - 48
Category 5e	D - 48
Non-Rated	D - 48
Category 5e	D - 48
Category 6	D - 48
Category 6+	D - 48
4-Pair LAN Cable	D - 6
24-Pair LAN Cable	D - 6
25-Pair Cable	D - 49
Category 3	D - 49
Category 5	D - 49
Category 5e	D - 49
50-Pair Cable	D - 49
Category 3	D - 49
Category 5	D - 49
Category 5e	D - 49
1Gb/s Bit Rate LAN Cable	D - 18
10Gb/s Bit Rate LAN Cable	D - 18
Bit Rate LAN Cable	D - 18
1Gb/s	D - 18
10Gb/s	D - 18
Breakout	D - 26
Multi-Mode	D - 26
Single-Mode	D - 26
Category 3 Cable	D - 49
25-Pair Cable	D - 49
50-Pair Cable	D - 49
100-Pair Cable	D - 49
Category 5 Cable	D - 49
25-Pair Cable	D - 49
50-Pair Cable	D - 49
Category 5e Cable	D - 49
25-Pair Cable	D - 49
50-Pair Cable	D - 49
CMX Rated	D - 48
Non-Rated	D - 48
4-Pair	D - 48
Category 6	D - 48
Non-Rated	D - 48

4-Pair	D - 48
Category 6+	D - 48
Non-Rated	D - 48
4-Pair	D - 48
CMX Rated Cable	D - 48
Category 5e 4-Pair	D - 48
Duct, Aerial, Buried Cable	D - 25
Drycore Cable	D - 24
Indoor Cable	D - 18
Single Fibre	D - 18
Zipcord	D - 18
Indoor Outdoor Cable	D - 25
Jelly Filled Fibre Cable	D - 24
Loose Tube	D - 24
Loose Tube,	D - 24
Indoor Outdoor Cable, OptiPRO	D - 25
Distribution, Multi-Mode	D - 25
Distribution, Single-Mode	D - 26
Duct, Aerial, Buried Cable	D - 25
Indoor/Outdoor Riser OM3 50/125	D - 26
Jelly Filled Fibre Cable	D - 24
Multi-Mode	D - 24
Single Mode	D - 24
Loose Tube Indoor Outdoor Cable	D - 25
Non-Rated Cable	D - 48
OptiPRO Loose Tube Indoor Outdoor Cable	D - 25
Outdoor Cable	D - 19
Aerial Cable	D - 19
Aerial, Direct, Buried Cable	D - 21
Duct, Aerial Cable	D - 22
Direct, Buried Cable	D - 23
Loose Tube, Jelly Filled Fibre Cable	D - 24
Multi-Mode	D - 24
Single Mode	D - 24
Outdoor Multi-Mode Single Cable	D - 24
Outdoor Single-Mode Single Cable	D - 24
Outdoor Composite Optic Fibre,	D - 24
Drycore Cable	D - 24
Single Mode ADSS, Jelly Filled,	D - 24
Short Span 150m Cable	D - 24
Indoor Outdoor Cable	D - 25
Copper	D - 6 ~ D - 17
Category 6 FTP Cable	D - 6
4-Pair Cable	D - 6
Category 6 UTP LAN Cable	D - 6

C-Bus

Accessories for C-Bus Key Input Units	C - XX
C-Bus Remote Controls	C - XX
C-Bus Deluxe Switchboards	C - XX
C-Bus Key Input Units	C - XX
C-Bus NEO Family Key Input Units with DLT	C - XX
C-Bus ULTI Family Key Input Units with DLT	C - XX
C-Bus Glass Fascia	C - XX
C-Bus Network Cable	C - XX
C-Bus Toolkit Software, v3.0	C - XX
C-Gate Server Application Software	C - XX
Input Units	C - XX
Auxiliary Input Units	C - XX
Bus Coupler	C - XX

Clock Modules	C - XX
Colour Touch Screen	C - XX
Accessories for Colour Touch Screen	C - XX
General Input Unit	C - XX
Light Level Sensors	C - XX
Infrared Receivers	C - XX
Infrared Remote Controls	C - XX
Pascal Automation Controller	C - XX
Monochrome Touch Screen	C - XX
Accessories for Monochrome Touch Screen	C - XX
Motion Sensor	C - XX
Multi Sensor	C - XX
Scene Controllers	C - XX
Scene Master Scene Controllers	C - XX
Telephone Interface	C - XX
Temperature Sensors	C - XX
Universal Remote Control	C - XX
Key Input Units	C - XX
2000 Series Key Input Units	C - XX
'A' Style Deep Curve Metal Plates	C - XX
'B' Style Flat Metal Plates	C - XX
'B' Style Flat Metal Plates and Multi-Gang Series	C - XX
C2000 Classic Key Input Units	C - XX
E2000 Series Key Input Units	C - XX
ESM Series Flat Metal Plates	C - XX
Reflection Key Input Units	C - XX
SC2000 Slimline Key Input Units	C - XX
SL2000 Eclipse Key Input Units	C - XX
Multi Room Audio	C - XX
Audio Amplifiers	C - XX
Audio Distribution Unit	C - XX
Audio Matrix Switcher	C - XX
Audio Speakers	C - XX
Indoor	C - XX
Outdoor	C - XX
Output Units	C - XX
2 Channel DALI Gateway Range	C - XX
4 Channel 10A Relay Range	C - XX
4 Channel 20A Relay Range	C - XX
4 Channel Analogue Output Range	C - XX
4 Channel Changeover Relay Range	C - XX
4 Channel Dimmer Range	C - XX
4 Channel Relay Driver Range	C - XX
8 Channel 10A Relay Range	C - XX
8 Channel Dimmer Range	C - XX
8 Channel DSI Gateway Range	C - XX
12 Channel 10A Relay Range	C - XX
C-Bus Deluxe Switchboards	C - XX
High Power Architectural Series Dimmer Range	C - XX
Infrared Output Units	C - XX
Lighting Interface Module	C - XX
Professional Series Dimmer Range	C - XX
Relay Modules	C - XX
Single and Two Channel Relay Range	C - XX
System Units	C - XX
C-Bus Network Cable	C - XX
Ethernet Network Interface	C - XX
Network Analyser	C - XX
Network Burden	C - XX
PC Interface	C - XX
Power Supply	C - XX
Software Packages	C - XX

accolades

an ever expanding list of awards

With a constantly evolving catalogue spanning more than 30,000 superb products, Clipsal has received many prestigious design awards and accreditations over the years. The most recent awards include:



iF Design Award 2008, Germany



New Product Awards (Mention) 2007, Malaysia



Australia Design Award 2006



iF Design Award 2005, Germany



Best Custom Installation Product of The Year 2005, Australia



Best Home Automation System 2004, Australia



Best Wireless Technology 2004, Australia



iF Product Design Award 2004, China



Best of 2004, United Kingdom



Top 50 desirable designs for the home, Hong Kong



AEEMA

AEEMA Award 2002, Australia

And more...

To receive such high-level of recognition

from our industry peers is very gratifying. But we are not prepared to become complacent. We never lose sight of the simple fact that the most important accolade of all is **your satisfied smiles.**

About Schneider Electric

Listed in Paris as a CAC 40 company, Schneider Electric is a leading global specialist in energy management offering integrated solutions that makes energy safer, more reliable, efficient and productive in the energy & infrastructure, industry, data centres & networks, buildings and residential markets. With sales of 17.3 billion euro in 2007, the company's 120,000 employees in 102 countries help individuals & organisations make the most of their energy.

Our Installation Systems & Control Division provides solutions that represent the best in lifestyle and innovation for offices, hotels and homes. Specific examples include award-winning products and technologies covering building and home automation, structured cabling, and designer switches and sockets.

About Clipsal

Clipsal was established in Adelaide, Australia in 1920. Since then, it has grown from an innovator of electrical accessories to a leader in integrated control automation, structured cabling and energy conservation products in addition to electrical accessories.

Clipsal has become a member of the Schneider Electric Group since 2003.